



US00D551041S

(12) **United States Design Patent**
Park

(10) **Patent No.:** **US D551,041 S**

(45) **Date of Patent:** **** Sep. 18, 2007**

(54) **POTTERY TOOL**

(76) **Inventor:** **Arthur R. Park**, 1126 Hoffman Ave.,
Royal Oak, MI (US) 48067

(**) **Term:** **14 Years**

(21) **Appl. No.:** **29/215,857**

(22) **Filed:** **Oct. 26, 2004**

(51) **LOC (8) Cl.** **08-05**

(52) **U.S. Cl.** **D8/19**

(58) **Field of Classification Search** D8/14,
D8/16, 19, 45, 88, 499; D2/609; D7/300.2;
D19/35, 41, 45, 46, 54, 100; D21/722, 725,
D21/729, 731; D24/119, 136; 2/255, 256;
366/342, 343

See application file for complete search history.

(56) **References Cited**

U.S. PATENT DOCUMENTS

D29,731	S	*	11/1898	Morgan	D24/119
990,748	A	*	4/1911	Kniffen	279/93
1,387,946	A	*	8/1921	Rutherford, Jr. et al.	..	D21/725
2,857,908	A	*	10/1958	Cornfield	D7/300.2
D263,408	S	*	3/1982	McMeley	D21/731
D274,260	S	*	6/1984	Wiedel	D24/136
D348,499	S	*	7/1994	McAllister	D21/731
D363,009	S	*	10/1995	Culp	D8/19

D372,652	S	*	8/1996	Coolman et al.	D8/14
D379,256	S	*	5/1997	Tipp	D8/16
D386,007	S	*	11/1997	Eckhardt	D6/300
D437,534	S	*	2/2001	Gloden	D8/14
D507,648	S	*	7/2005	Kiker	D24/119

* cited by examiner

Primary Examiner—Robert M. Spear

Assistant Examiner—Garth Rademaker

(74) *Attorney, Agent, or Firm*—Reising, Ethington, Barnes, Kisselle, P.C.

(57) **CLAIM**

The ornamental design for a pottery tool, as shown and described.

DESCRIPTION

FIG. 1 is perspective view of a pottery tool;

FIG. 2 is a top plan view thereof;

FIG. 3 is a front elevational view thereof;

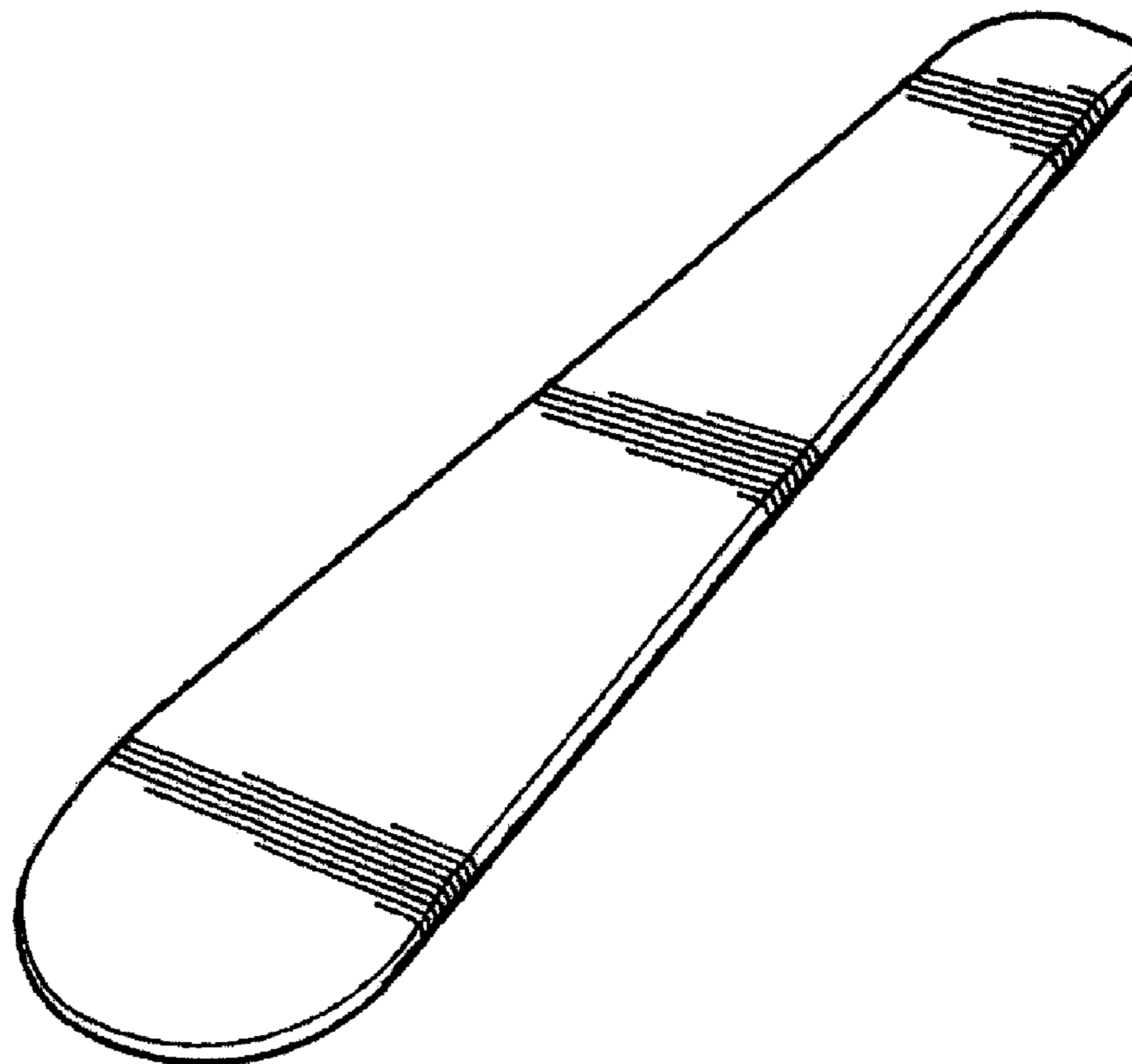
FIG. 4 is a rear elevational view thereof;

FIG. 5 is a right side elevational view thereof;

FIG. 6 is a left side elevational view thereof; and,

FIG. 7 is a bottom plan view thereof.

1 Claim, 2 Drawing Sheets



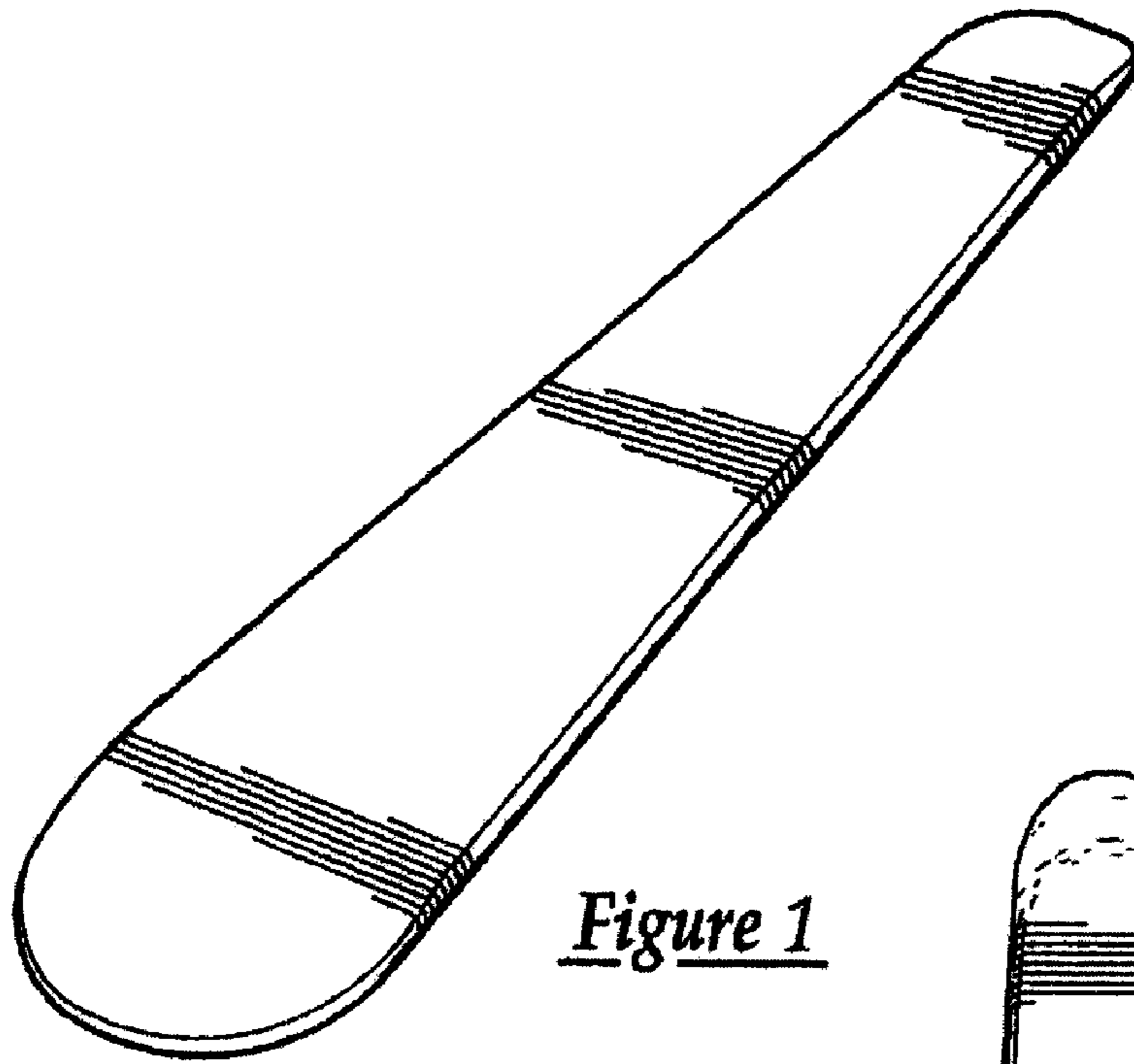


Figure 1

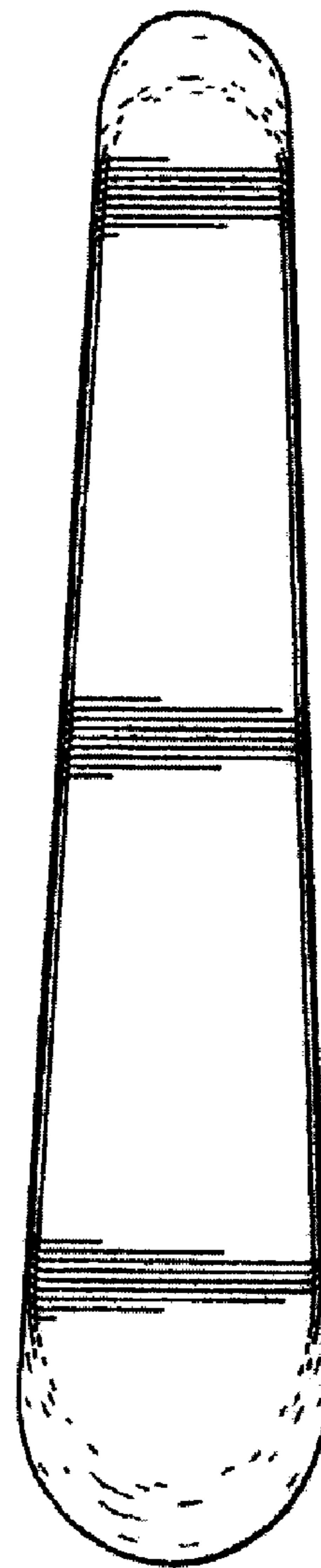


Figure 2




Figure 3



Figure 4



Figure 5

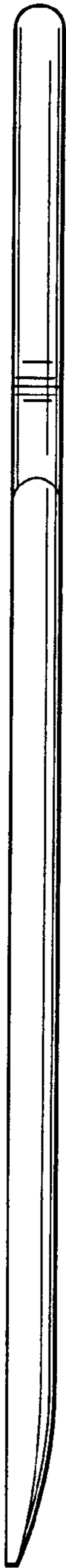


Figure 6




Figure 7

UNITED STATES PATENT AND TRADEMARK OFFICE
CERTIFICATE OF CORRECTION

PATENT NO. : Des. 551,041 S
APPLICATION NO. : 29/215857
DATED : September 18, 2007
INVENTOR(S) : Arthur R. Park

Page 1 of 3

It is certified that error appears in the above-identified patent and that said Letters Patent is hereby corrected as shown below:

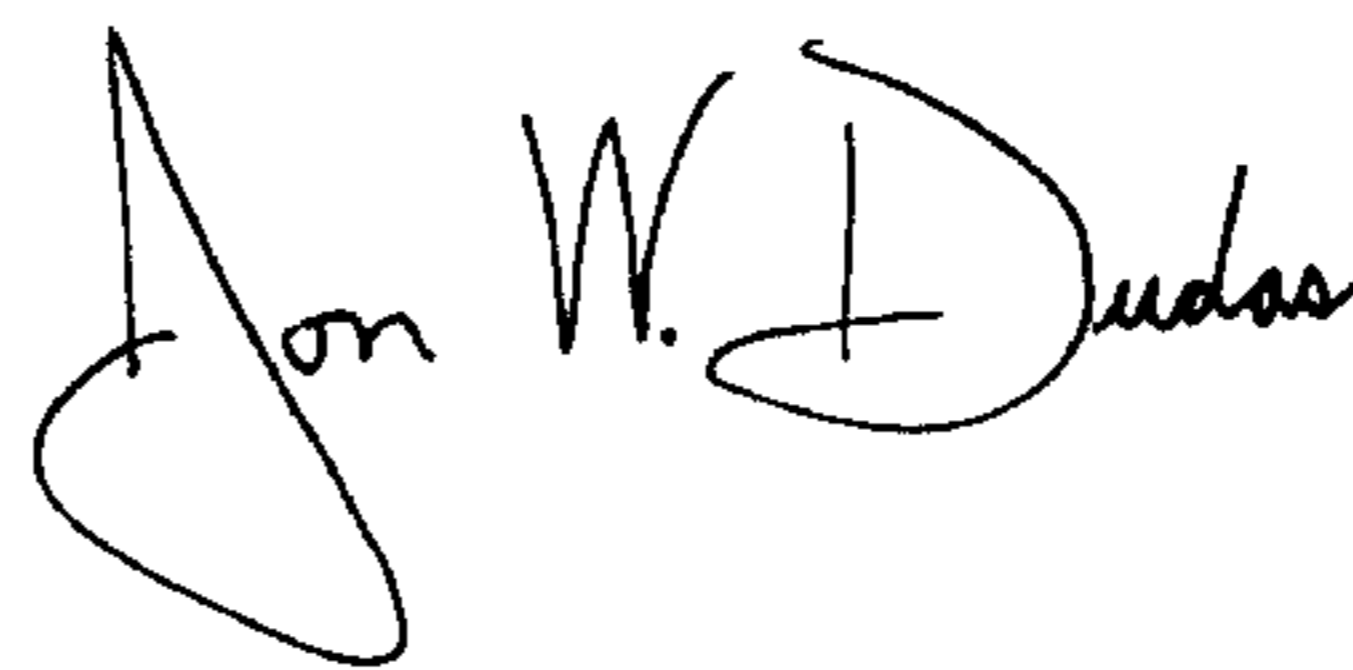
Drawings:

The title page should be deleted and substitute therefor the attached title page as shown on the attached page.

Delete sheet 2 of the drawings in its entirety and substitute therefor the following as shown on the attached page.

Signed and Sealed this

Ninth Day of September, 2008

A handwritten signature in black ink that reads "Jon W. Dudas". The signature is written in a cursive style with a large, looped initial "J".

JON W. DUDAS
Director of the United States Patent and Trademark Office

(12) **United States Design Patent** (10) Patent No.: **US D551,041 S**
Park (45) Date of Patent: **** Sep. 18, 2007**

(54) **POTTERY TOOL.**

(76) Inventor: **Arthur R. Park, 1126 Hoffman Ave.,
 Royal Oak, MI (US) 48067**

(**) **Term: 14 Years**

(21) Appl. No.: **29/215,857**

(22) Filed: **Oct. 26, 2004**

(51) **LOC (8) Cl. 08-05**

(52) **U.S. Cl. D8/19**

(58) **Field of Classification Search 138/14,
 D8/16, 19, 45, 88, 499; D2/609; D7/300.2;
 D19/35, 41, 45, 46, 54, 100; D21/722, 725,
 D21/729, 731; D24/119, 136; 2/255, 256;
 366/342, 343**

See application file for complete search history.

(56) **References Cited**

U.S. PATENT DOCUMENTS

- D29,731 S * 11/1898 Morgan D24/119
- 990,748 A * 4/1911 Kniffen 279/93
- 1,387,946 A * 8/1921 Rutherford, Jr. et al. .. D21/725
- 2,857,908 A * 10/1958 Carrfield D7/300.2
- D263,408 S * 3/1982 McMeley D21/731
- D274,260 S * 6/1984 Wiedel D24/136
- D348,899 S * 7/1994 McAllister D21/731
- D363,009 S * 10/1995 Culp D8/19

- D372,652 S * 8/1996 Coolman et al. D8/14
- D379,256 S * 5/1997 Tipp D8/16
- D386,007 S * 11/1997 Eckhardt D6/300
- D437,534 S * 2/2001 Uloden D8/14
- D507,648 S * 7/2005 Kiker D24/119

* cited by examiner

Primary Examiner—Robert M. Spear
Assistant Examiner—Garth Rodemaker
 (74) *Attorney, Agent, or Firm*—Reising, Lthington, Barnes,
 Kisselle, P.C.

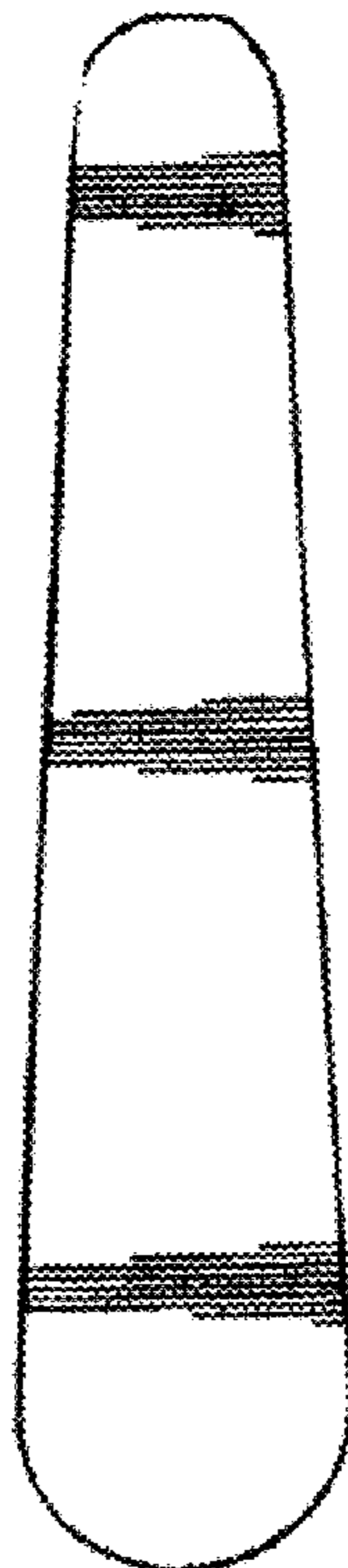
(57) **CLAIM**

The ornamental design for a pottery tool, as shown and described.

DESCRIPTION

- FIG. 1 is perspective view of a pottery tool;
- FIG. 2 is a top plan view thereof;
- FIG. 3 is a front elevational view thereof;
- FIG. 4 is a rear elevational view thereof;
- FIG. 5 is a right side elevational view thereof;
- FIG. 6 is a left side elevational view thereof, and,
- FIG. 7 is a bottom plan view thereof.

1 Claim, 2 Drawing Sheets






Figure 3



Figure 4



Figure 5



Figure 6




Figure 7