



US00D551039S

(12) **United States Design Patent**
Sanders

(10) **Patent No.:** **US D551,039 S**

(45) **Date of Patent:** **** Sep. 18, 2007**

(54) **IMPRESSION TOOL**

(75) Inventor: **Tom Sanders**, Moorpark, CA (US)

(73) Assignee: **The Duende Group**, Paso Robles, CA (US)

(**) Term: **14 Years**

(21) Appl. No.: **29/232,285**

(22) Filed: **Jun. 15, 2005**

(51) **LOC (8) Cl.** **08-05**

(52) **U.S. Cl.** **D8/14**

(58) **Field of Classification Search** D1/106,
D1/107, 109, 127-129, 199; D8/14, 16,
D8/18, 19, 45; D18/17, 56-58; D19/65,
D19/72; D21/385, 386; D99/99

See application file for complete search history.

(56) **References Cited**

U.S. PATENT DOCUMENTS

269,480	A *	12/1882	Stuart	404/19
1,798,655	A *	3/1931	Brugiere	101/5
2,668,327	A *	2/1954	Steele	264/339
3,910,711	A *	10/1975	Moorhead	264/316
D240,006	S *	5/1976	Cardenas	D8/45
D257,825	S *	1/1981	Puccini et al.	D8/45

4,271,111	A *	6/1981	Sheber	264/336
5,225,134	A *	7/1993	Nasvik et al.	264/316
5,395,560	A *	3/1995	Schwager	264/299
D403,485	S *	1/1999	Clanton et al.	D1/129
D444,497	S *	7/2001	Gasvoda et al.	D18/56
D529,361	S *	10/2006	Brookman	D8/91
2006/0284342	A1 *	12/2006	Sanders	264/299

* cited by examiner

Primary Examiner—Robert M. Spear

Assistant Examiner—Garth Rademaker

(74) *Attorney, Agent, or Firm*—Shimokaji & Associates, P.C.

(57) **CLAIM**

The ornamental design for an impression tool, as shown and described.

DESCRIPTION

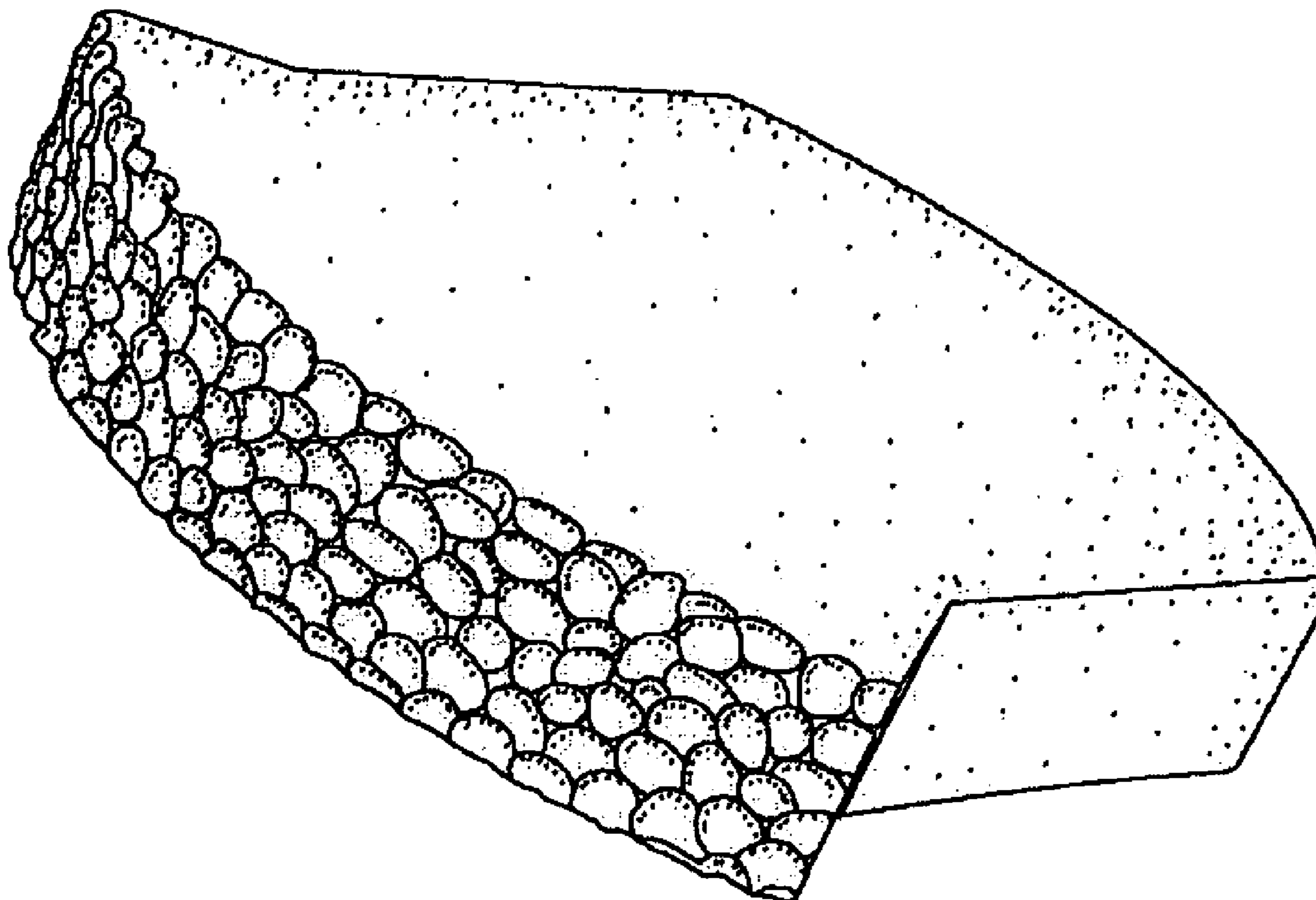
FIG. 1 is a perspective view of an impression tool showing my new design;

FIG. 2 is a left side elevational view thereof;

FIG. 3 is a front elevational view thereof; and,

FIG. 4 is a bottom plan view thereof.

1 Claim, 1 Drawing Sheet



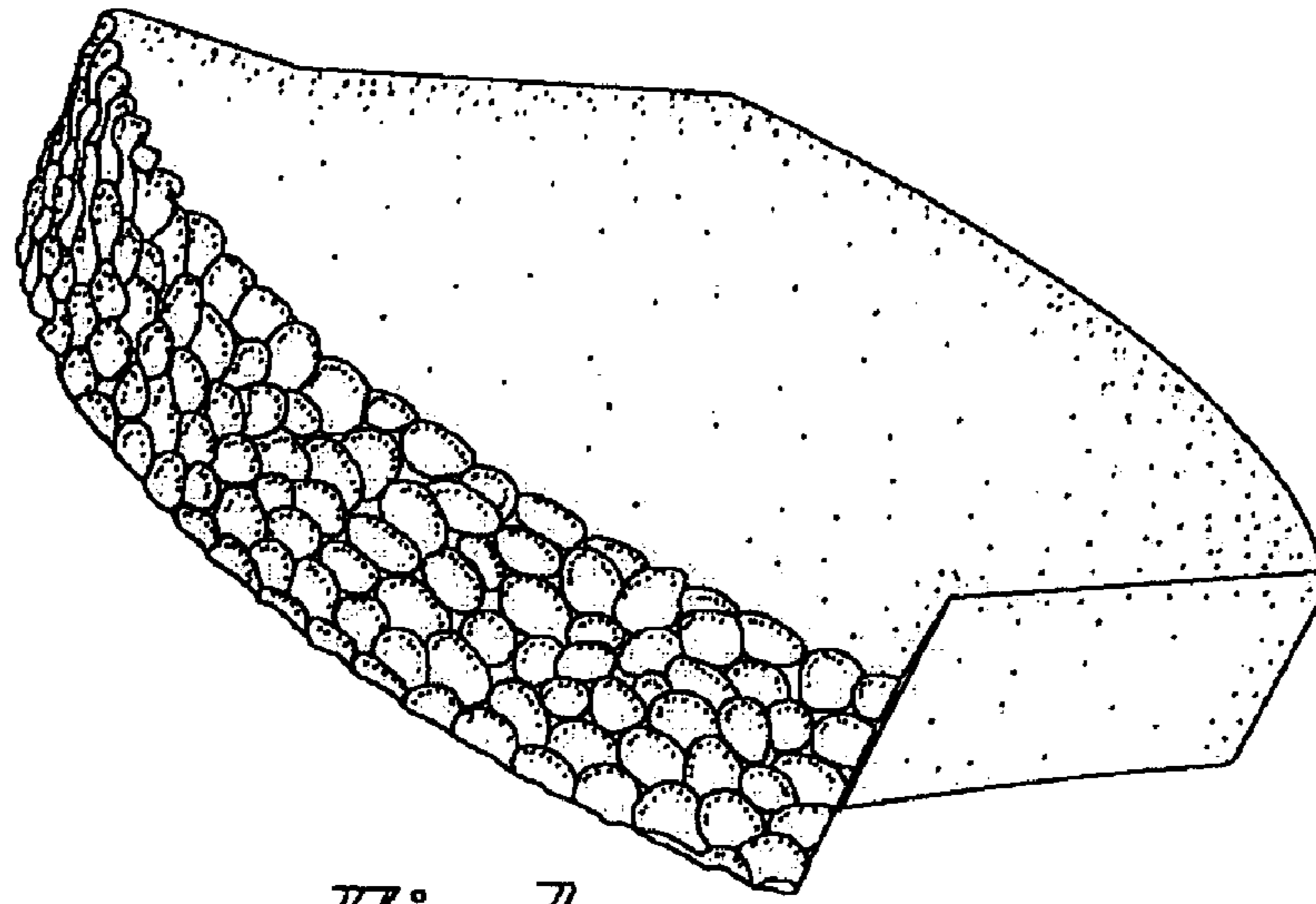


Fig. 1




Fig. 2

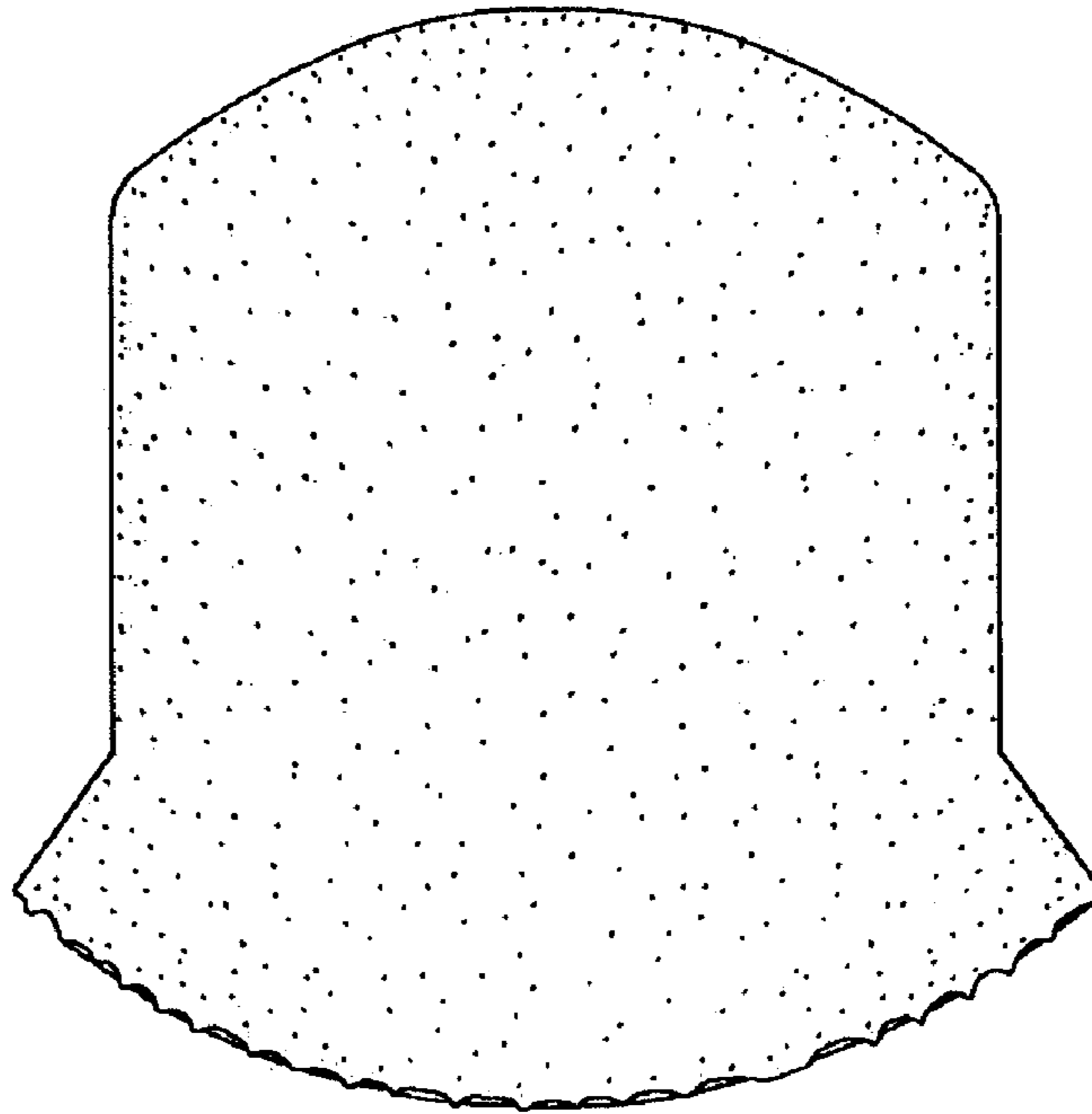


Fig. 3




Fig. 4