

US00D551028S

(12) **United States Design Patent**
Minjarik

(10) **Patent No.:** **US D551,028 S**

(45) **Date of Patent:** **** Sep. 18, 2007**

(54) **SUPPORT FOR STEMWARE**

(76) **Inventor:** **Raddomir Minjarik**, Sancova 68,
81105 Bratislava (SK)

(**) **Term:** **14 Years**

(21) **Appl. No.:** **29/251,242**

(22) **Filed:** **Jan. 5, 2006**

(30) **Foreign Application Priority Data**

Jul. 6, 2005 (EM) 000369806

(51) **LOC (8) Cl.** **07-06**

(52) **U.S. Cl.** **D7/624.1**

(58) **Field of Classification Search** D7/619.1-625;
215/392-394; 248/346.01, 346.11, 152;
220/574, 575

See application file for complete search history.

(56) **References Cited**

U.S. PATENT DOCUMENTS

- 1,930,415 A * 10/1933 Cantine 215/394
- 1,990,372 A * 2/1935 Cole 215/394
- 2,006,238 A * 6/1935 Florman et al. 215/394
- 2,025,963 A * 12/1935 Voelcker 215/394

- 2,143,045 A * 1/1939 Wicks 215/394
- D130,307 S * 11/1941 Harris D7/324.1
- 2,833,437 A * 5/1958 Johnson 215/394
- 3,297,289 A * 1/1967 La Raus 248/152
- D279,850 S * 7/1985 Brooker et al. D7/624.1

* cited by examiner

Primary Examiner—Terry A. Wallace

(74) *Attorney, Agent, or Firm*—Ohlandt, Greeley, Ruggiero
& Perle, LLP; George W. Raichfuss, Jr.

(57) **CLAIM**

The ornamental design for the support for stemware, as shown and described.

DESCRIPTION

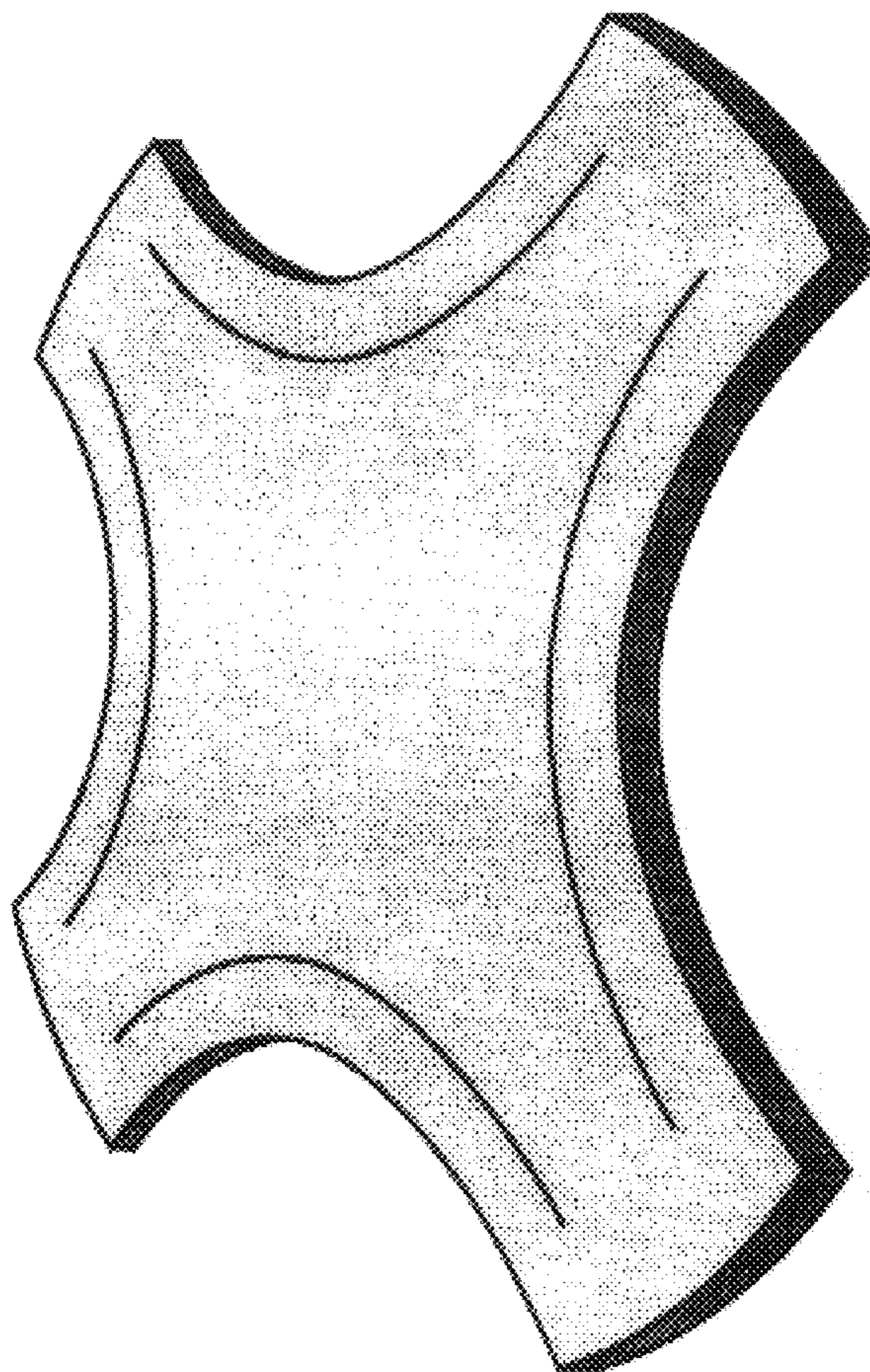
FIG. 1 is a plan view of the support for stemware;

FIG. 2 is a perspective view of the support for stemware; and,

FIG. 3 is a perspective view with one of the notches lifted to shape an opening.

The dotted lines and arrows in FIG. 1 signify the maximal and the minimal dimension of glasses to be used with the product.

1 Claim, 3 Drawing Sheets



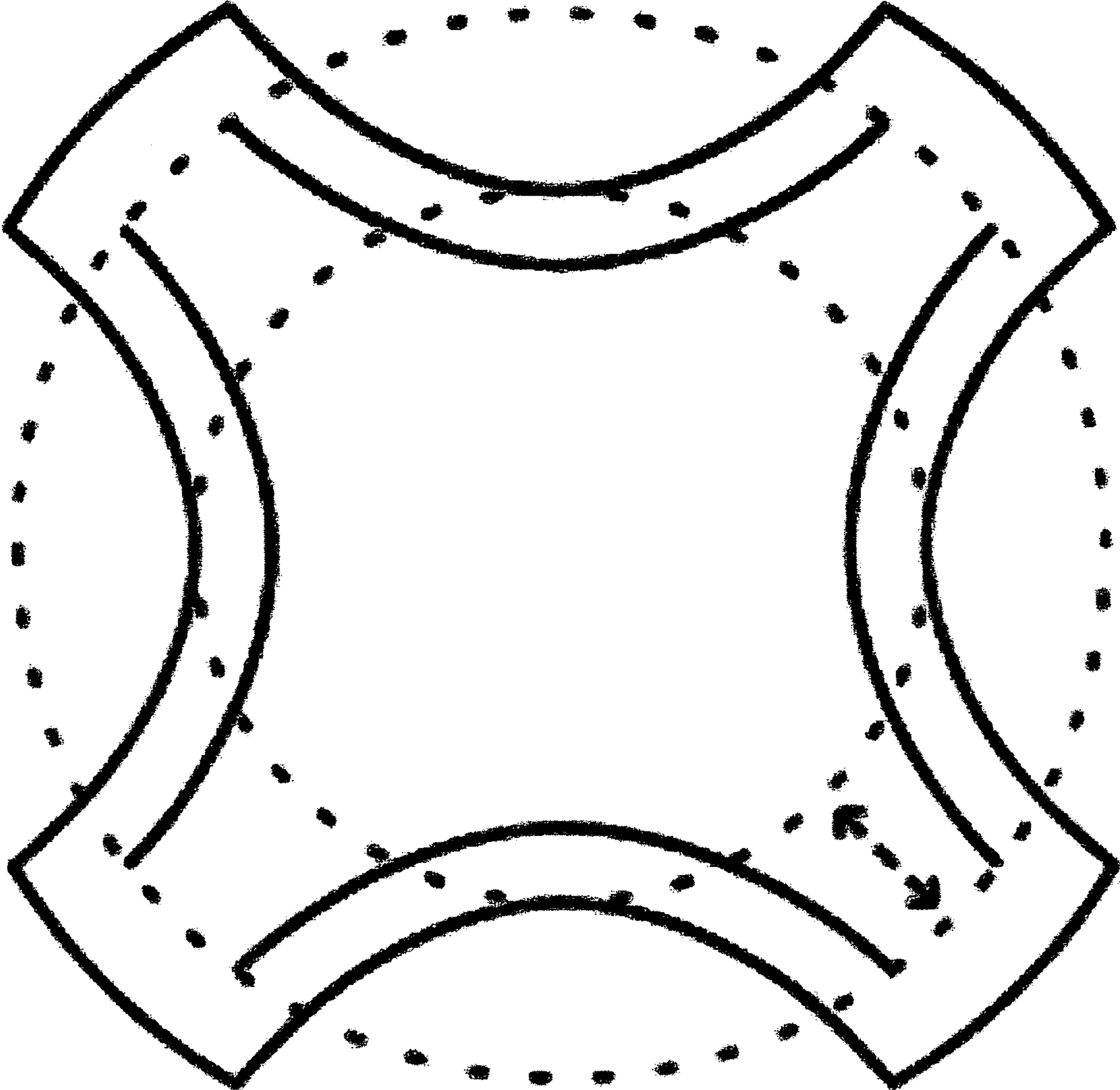


FIG. 1

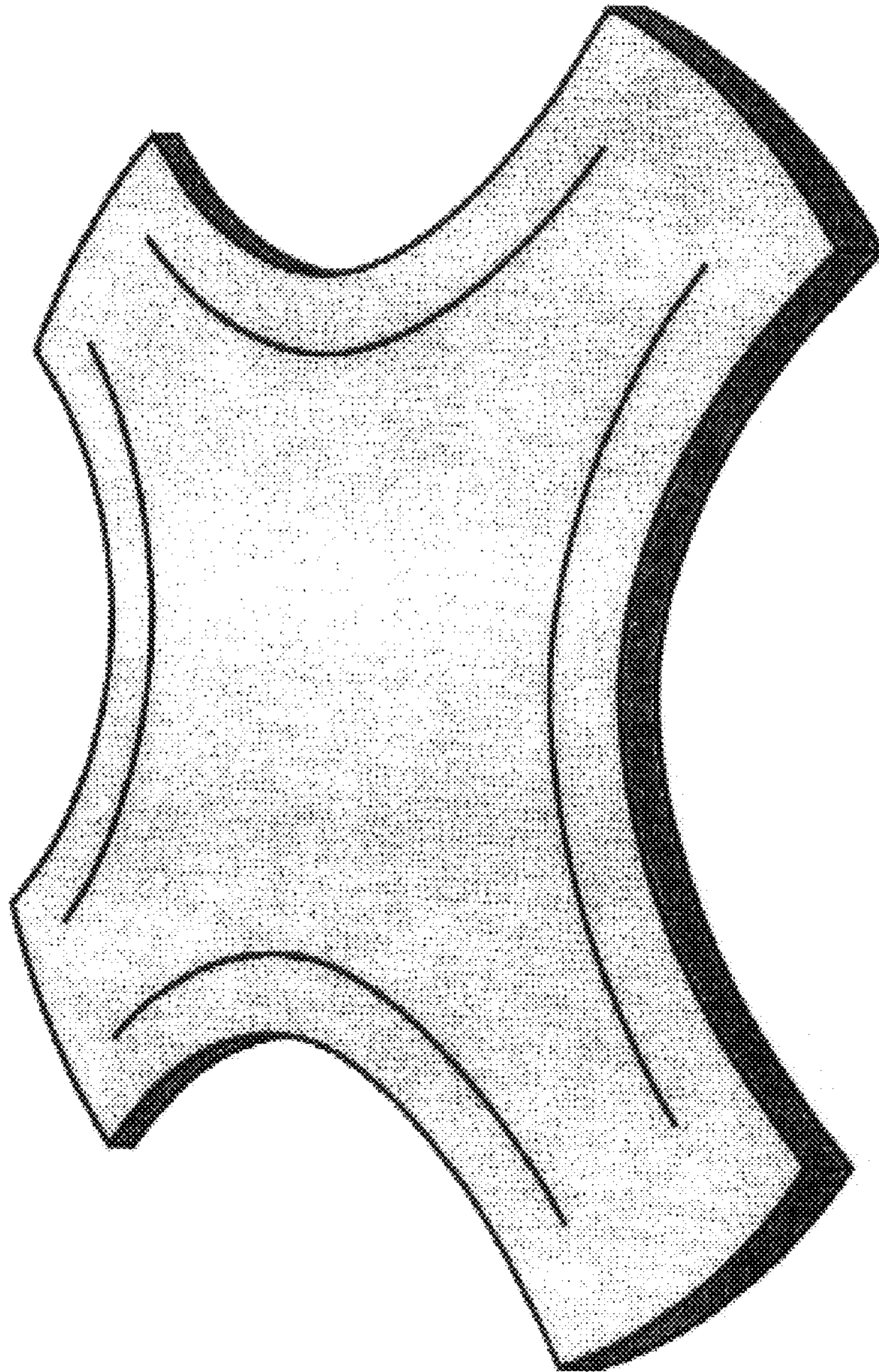


FIG. 2

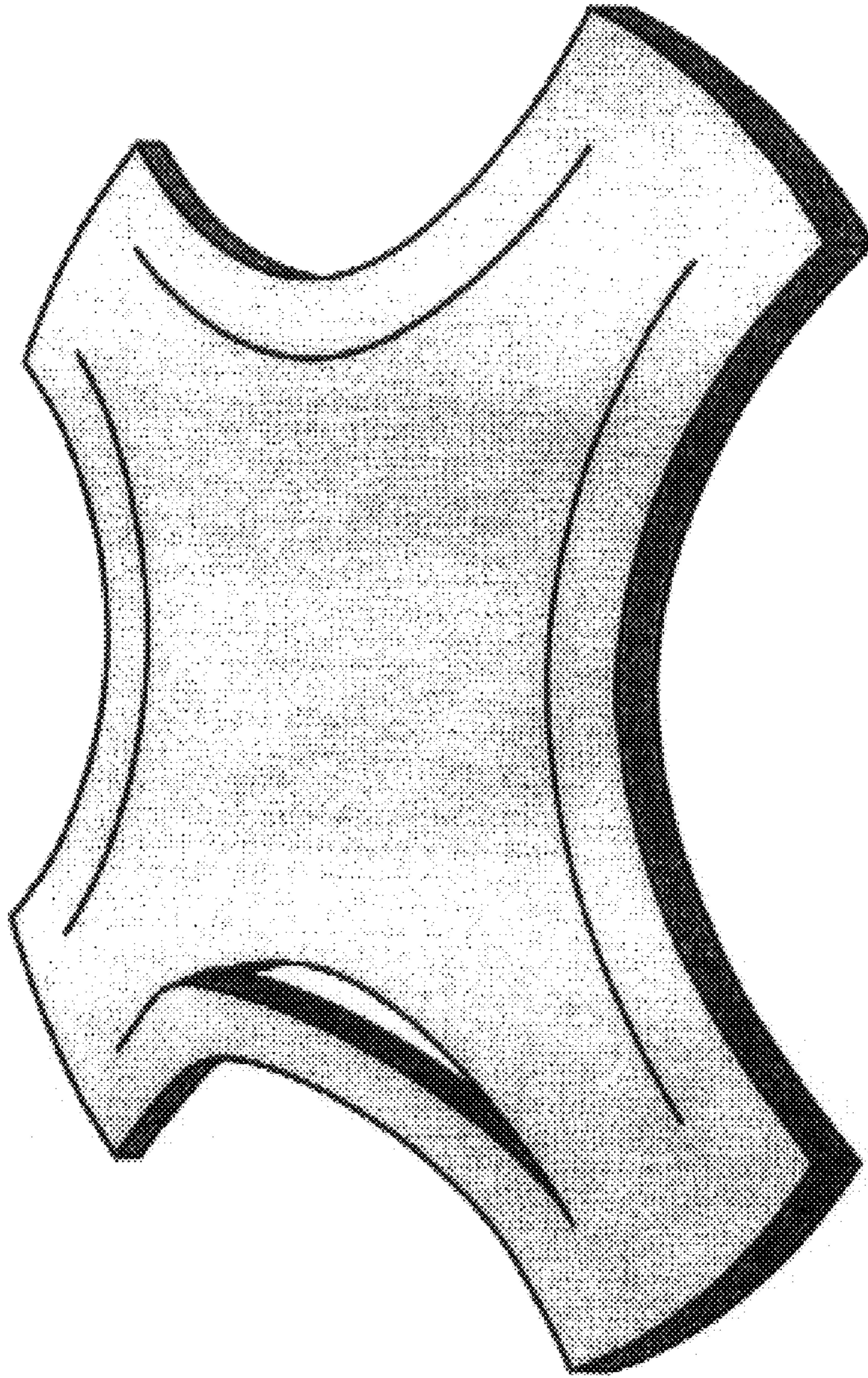


FIG. 3