



US00D551021S

(12) **United States Design Patent**
Rousso et al.

(10) **Patent No.:** **US D551,021 S**

(45) **Date of Patent:** **** Sep. 18, 2007**

(54) **CUP**

(75) Inventors: **John Rousso**, Trumbull, CT (US);
Stephen Mowers, Fairfield, CT (US);
Brenda Liistro, Westport, CT (US);
Ross Steven Randolph, Rockaway, NJ
(US); **Arden Hill**, Brookline, MA (US);
Erin-Anne Lemieux, Milford, NH
(US); **Kevin Michael Krauss**,
Maynard, MA (US); **Mark Baerenrodt**,
Milford, NH (US)

(73) Assignee: **Playtex Products, Inc.**, Westport, CT
(US)

(**) **Term:** **14 Years**

(21) Appl. No.: **29/261,419**

(22) Filed: **Jun. 14, 2006**

Related U.S. Application Data

(63) Continuation of application No. 29/240,299, filed on
Oct. 11, 2005, now abandoned.

(51) **LOC (8) Cl.** **07-01**

(52) **U.S. Cl.** **D7/510; D7/511; D7/534**

(58) **Field of Classification Search** D7/510,
D7/511, 533, 534, 590; 215/11.4, 11.1, 396,
215/388; D9/526; D24/197; 220/713, 705,
220/714; 206/459.1

See application file for complete search history.

(56) **References Cited**

U.S. PATENT DOCUMENTS

D315,213 S * 3/1991 Ohnuki D24/197

D322,196 S * 12/1991 Ohnuki D7/510
D341,892 S * 11/1993 Yagi D24/197
D364,314 S * 11/1995 Humphrey et al. D7/510
D368,529 S * 4/1996 Allegre D24/197
D425,994 S * 5/2000 Hakim D24/197
D460,322 S * 7/2002 Orr et al. D7/510
6,508,379 B1 * 1/2003 Van De Pol-Klein Nagelvoort et
al. 220/714
D476,849 S * 7/2003 Randolph D7/510
D495,558 S * 9/2004 Tollman D7/510
D497,512 S * 10/2004 Randolph D7/392.1
D501,361 S * 2/2005 Tollman D7/510
D504,049 S * 4/2005 Morano et al. D7/534
D507,934 S * 8/2005 Featherston et al. D7/510
6,978,908 B2 * 12/2005 Morano et al. 215/396
D513,932 S * 1/2006 De Oliveira D7/534
D515,867 S * 2/2006 Randolph et al. D7/396.2
2001/0027956 A1 * 10/2001 Bonacorso et al. 215/11.1

* cited by examiner

Primary Examiner—M. N. Pandozzi

(74) *Attorney, Agent, or Firm*—Ohlandt, Greeley, Ruggiero
& Perle, L.L.P.

(57) **CLAIM**

The ornamental design for a cup, as shown and described.

DESCRIPTION

FIG. 1 is a perspective view of a cup showing our new
design;

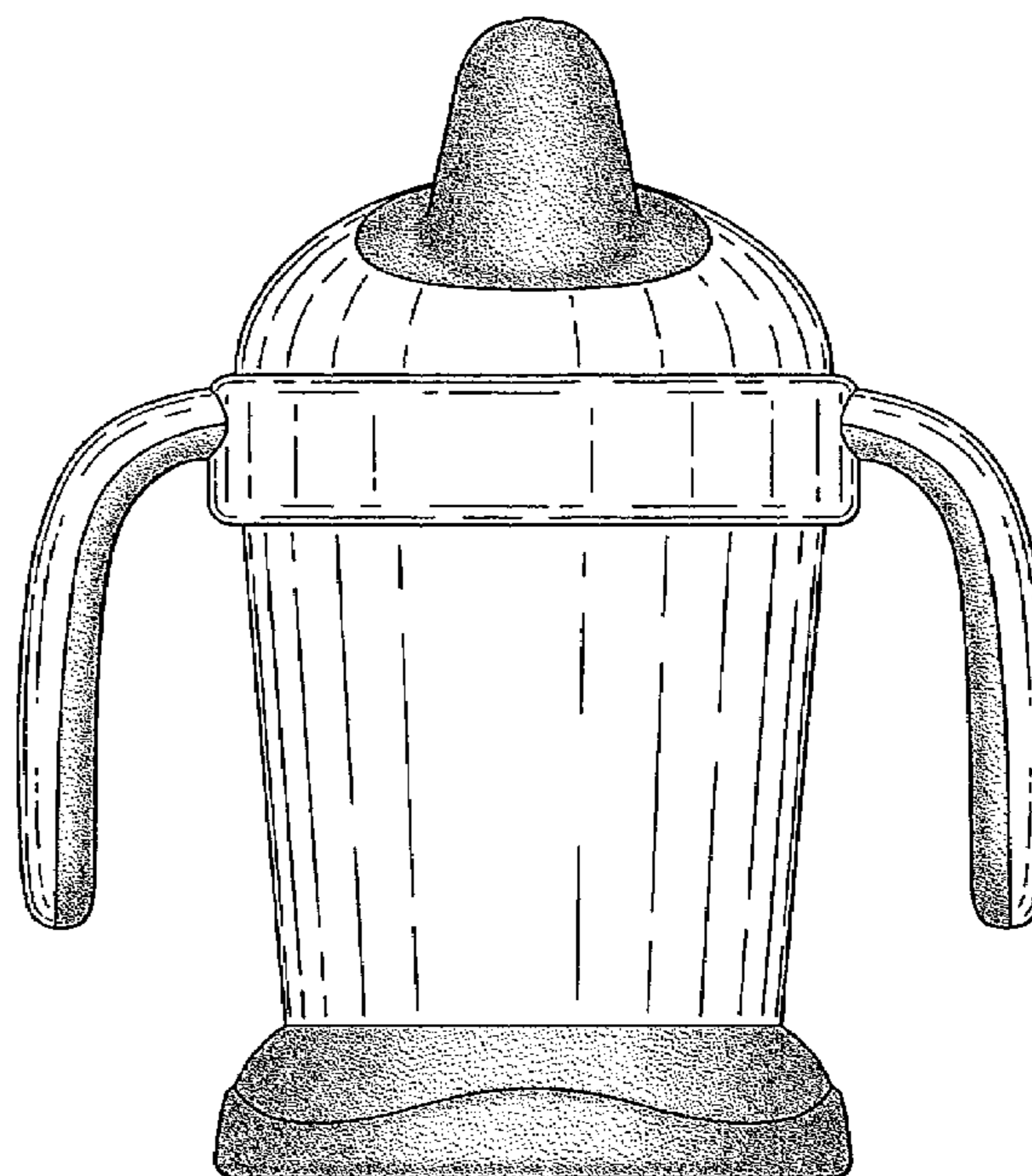
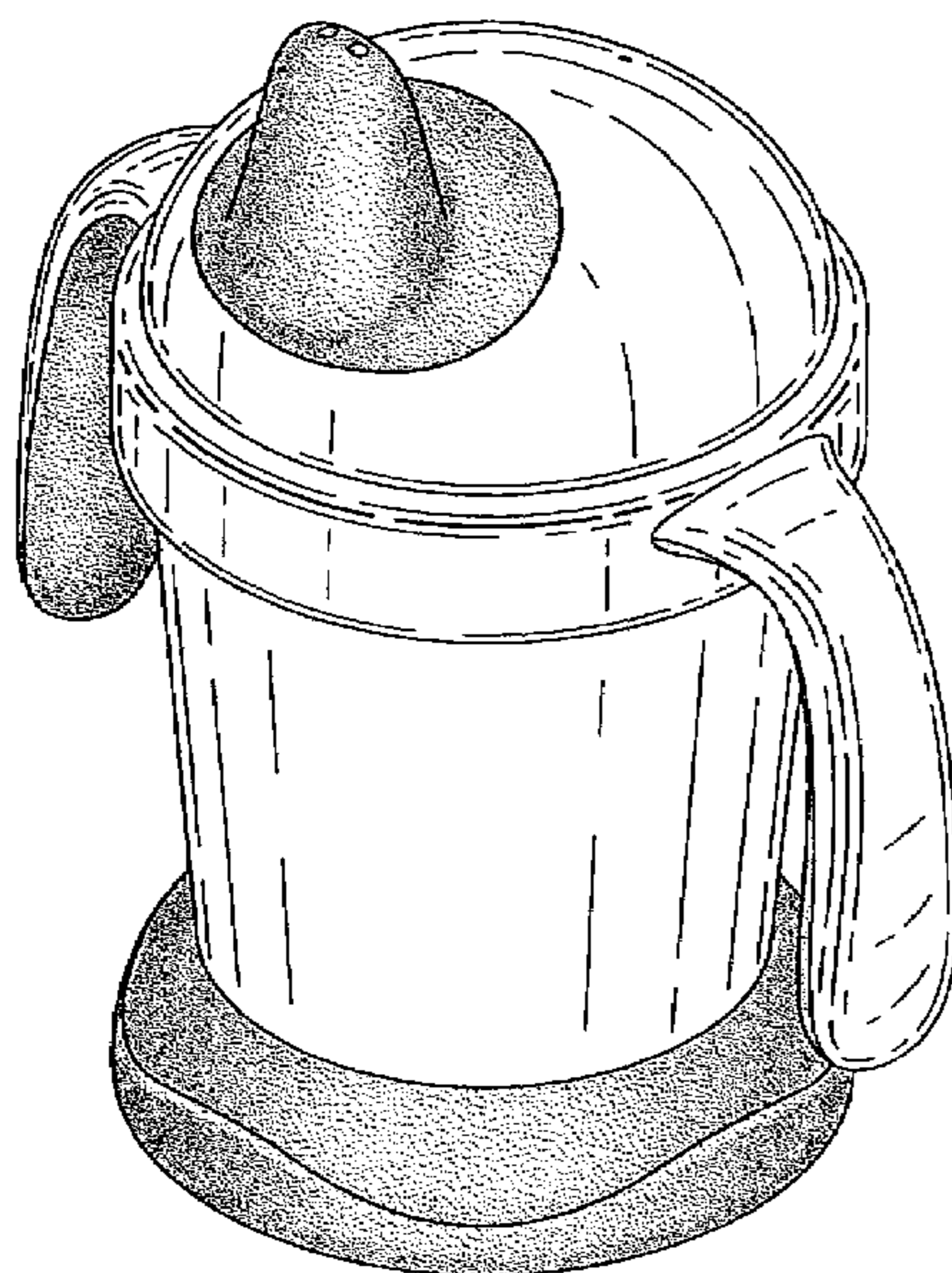
FIG. 2 is a front view of the cup of FIG. 1;

FIG. 3 is a rear view of the cup of FIG. 1;

FIG. 4 is a side view of the cup of FIG. 1; and,

FIG. 5 is a top view of the cup of FIG. 1.

1 Claim, 5 Drawing Sheets



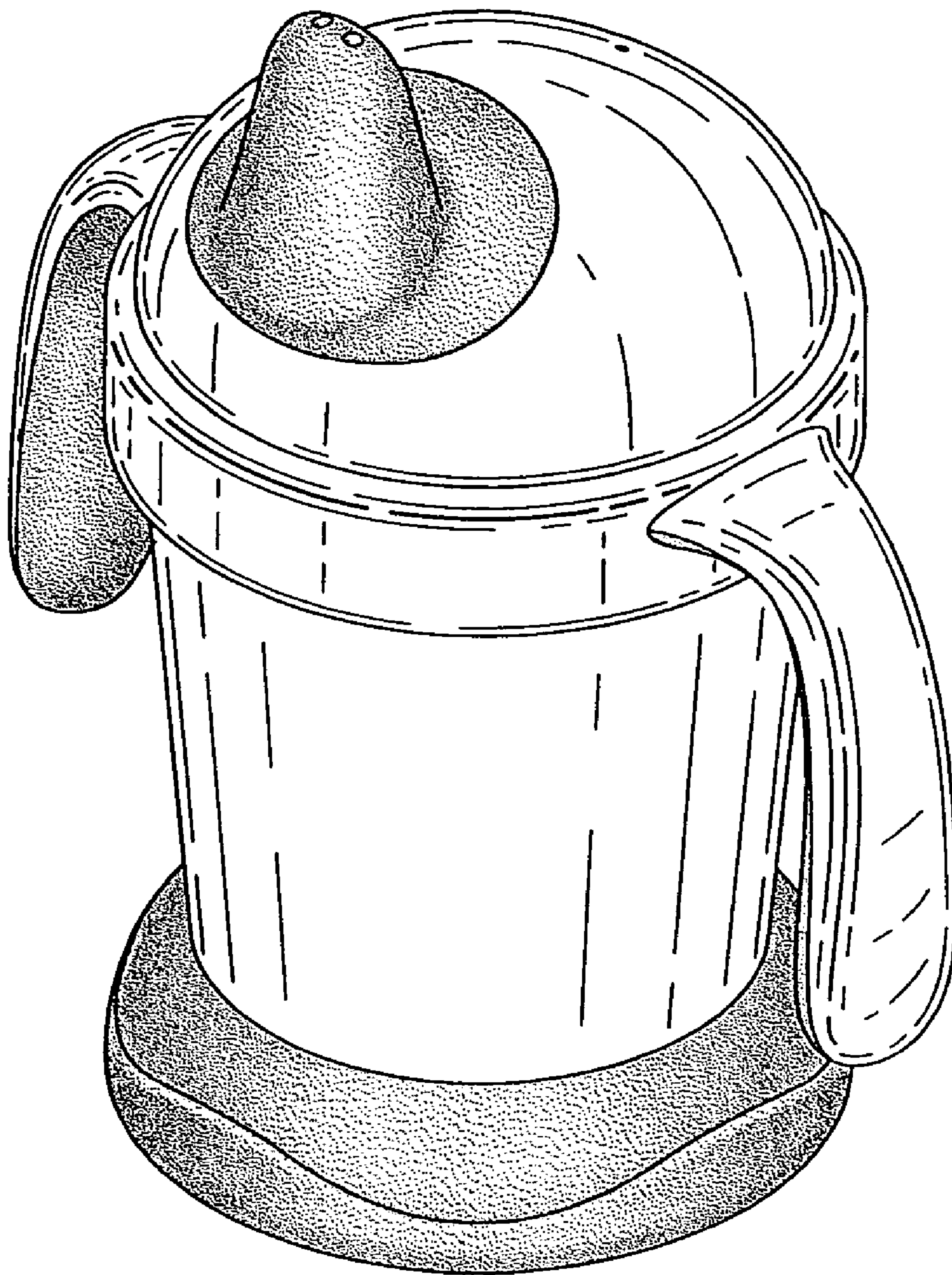


FIG. 1

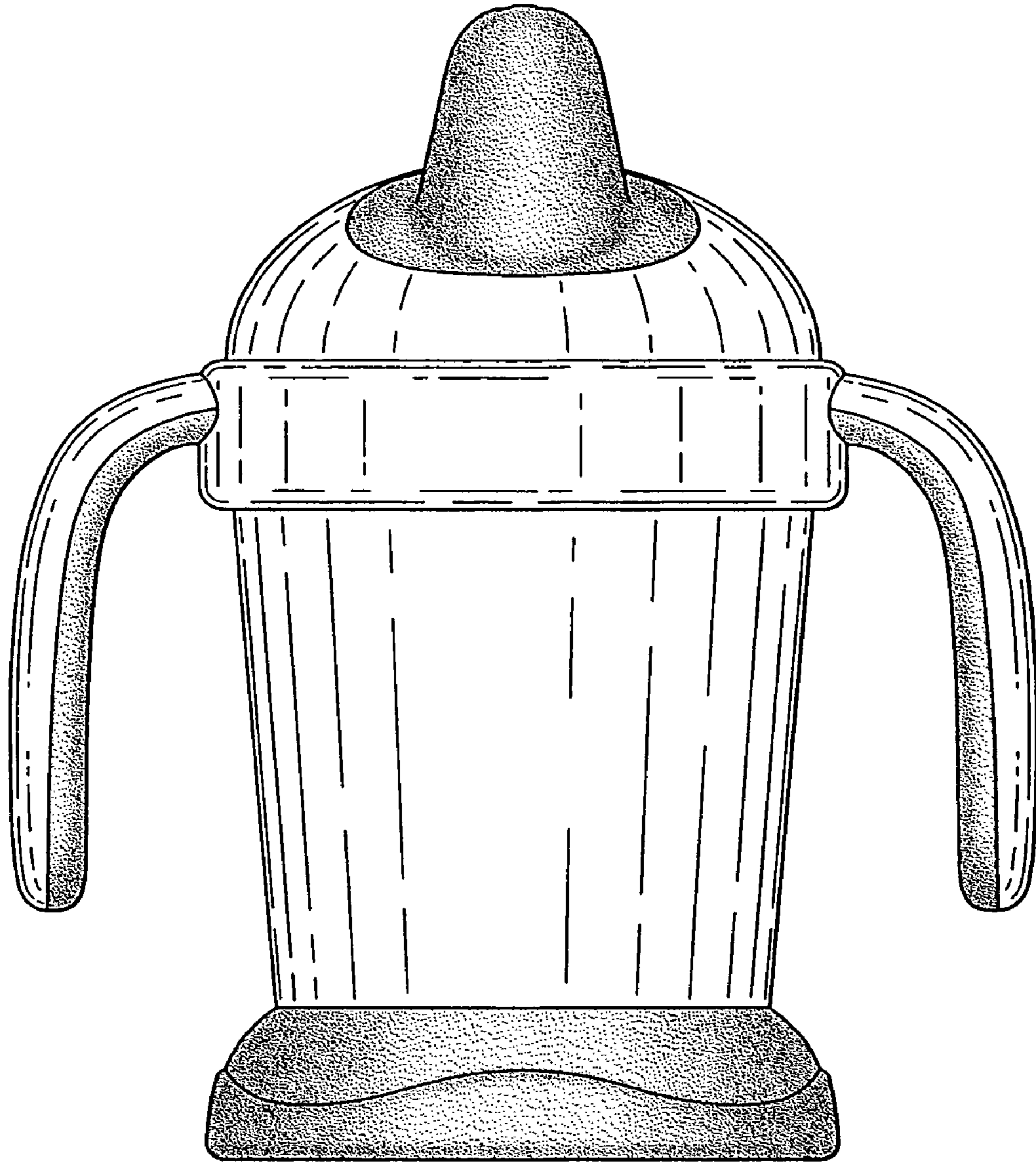


FIG. 2

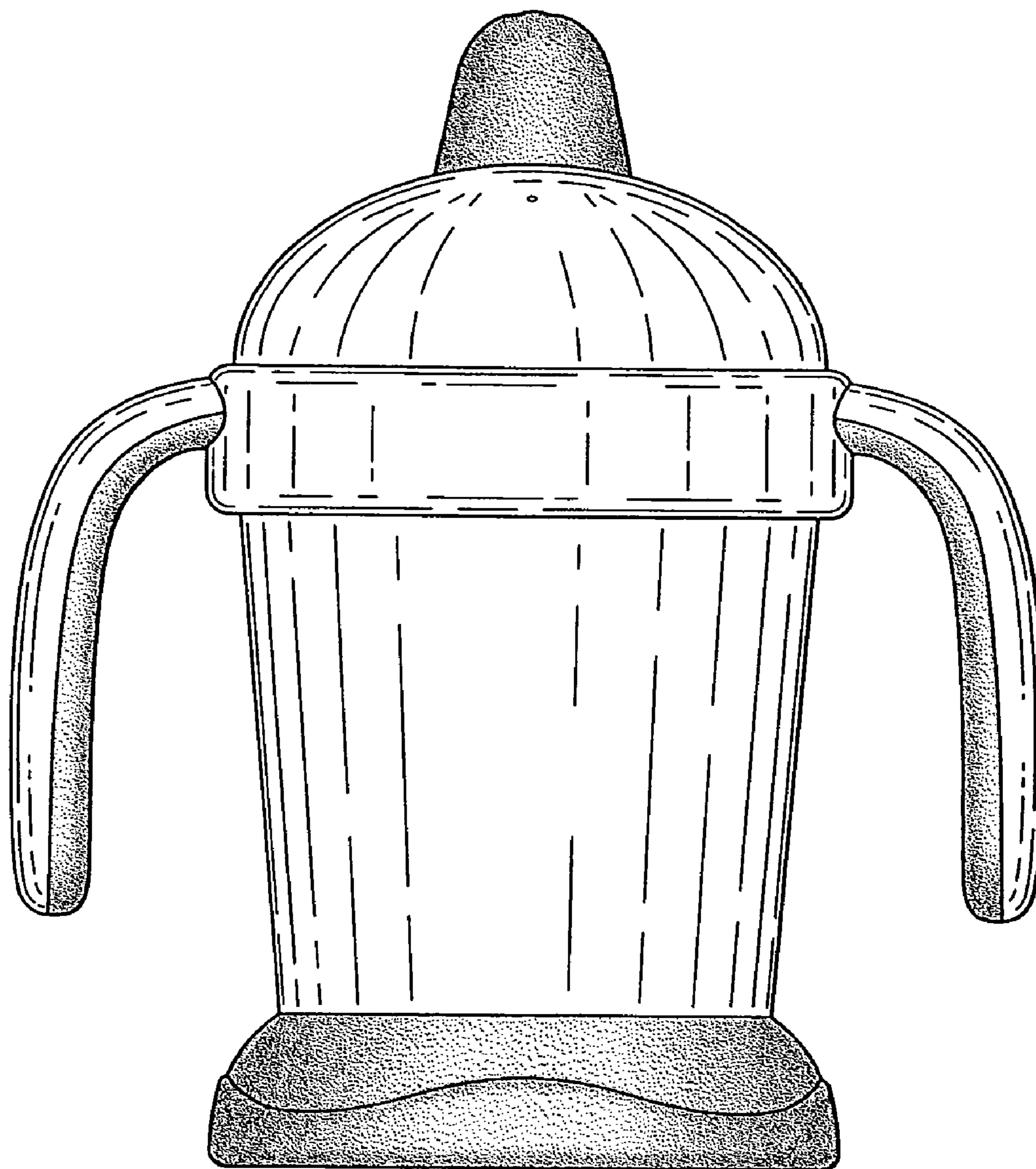


FIG. 3




FIG. 4

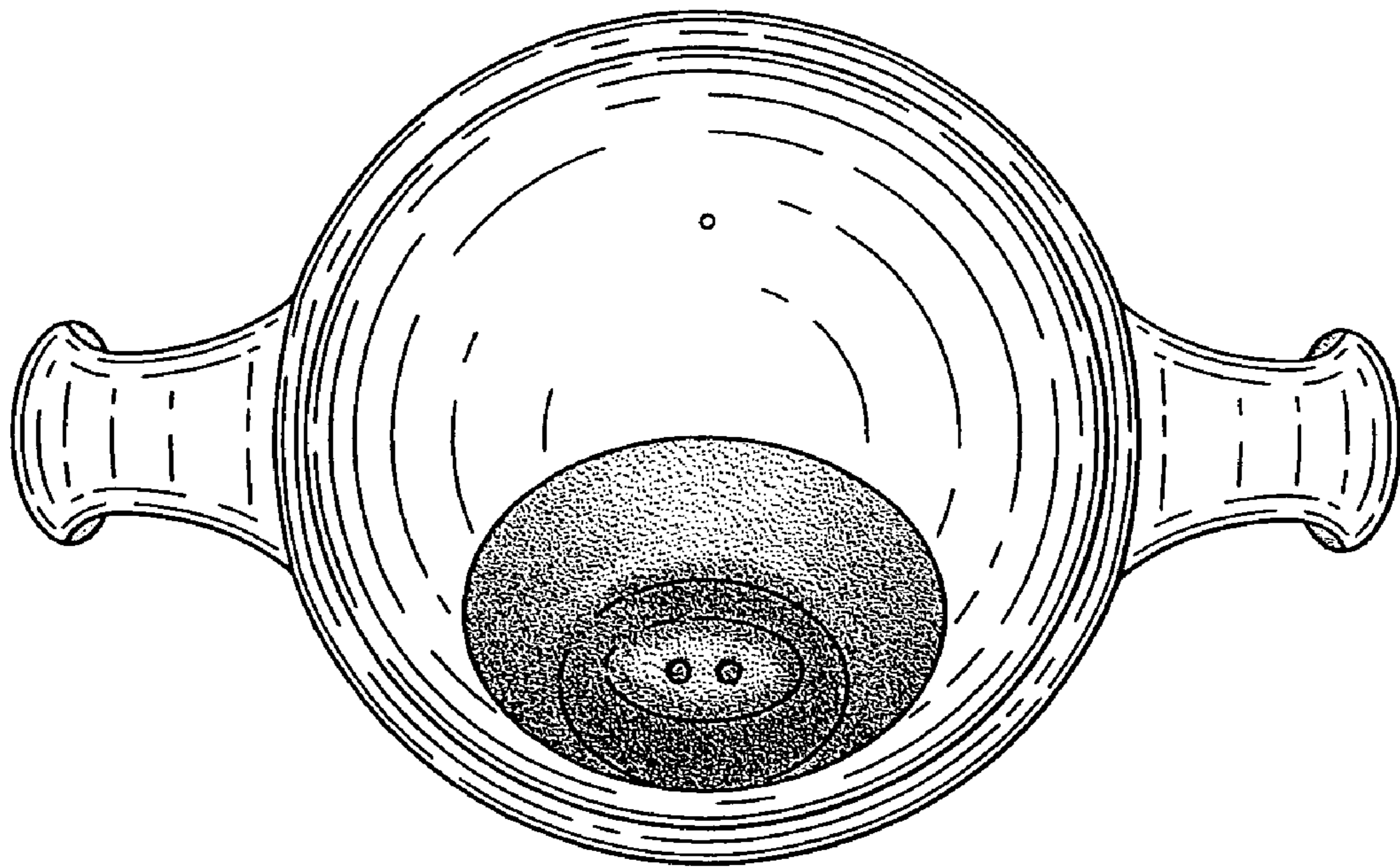


FIG. 5