



US00D551019S

(12) **United States Design Patent**  
**Dreimann et al.**

(10) **Patent No.:** **US D551,019 S**  
(45) **Date of Patent:** **\*\* Sep. 18, 2007**

(54) **GRILL SURFACE**

(75) Inventors: **Leonhard Dreimann**, Lake Forest, IL (US); **Guillaume Jean Since**, Kowloon (HK); **Bert Doormalen**, Kowloon (HK)

(73) Assignee: **Salton, Inc.**, Lake Forest, IL (US)

(\*\*) Term: **14 Years**

(21) Appl. No.: **29/225,793**

(22) Filed: **Mar. 18, 2005**

(51) **LOC (8) Cl.** ..... **07-02**

(52) **U.S. Cl.** ..... **D7/409**

(58) **Field of Classification Search** ..... D6/596;  
D7/323, 352-363, 378, 386, 388, 409, 556;  
D9/643; D11/48; D14/157, 223; D23/341;  
D25/152-156; 5/695, 727, 722; 99/324,  
99/341, 375, 402, 422-427, 421 G, 421 R,  
99/446, 449-450; 219/386, 450.1; 220/573.1,  
220/912

See application file for complete search history.

(56) **References Cited**

**U.S. PATENT DOCUMENTS**

264,867	A *	9/1882	Ege	99/375
2,644,957	A *	7/1953	Shudde	5/695
D227,028	S *	5/1973	Behm	D7/359
D256,082	S *	7/1980	Colato et al.	D7/409
D256,653	S *	9/1980	Painter et al.	D7/409
D256,654	S *	9/1980	Painter et al.	D7/409
D286,497	S *	11/1986	Daenen et al.	D7/388
D337,483	S *	7/1993	Newton et al.	D7/409
5,606,905	A *	3/1997	Boehm et al.	99/375
5,845,562	A *	12/1998	Deni et al.	99/375

6,016,741	A *	1/2000	Tsai et al.	99/341
6,024,014	A *	2/2000	Kasai	99/425
D436,797	S *	1/2001	Huang et al.	D7/363
6,268,592	B1 *	7/2001	Hu et al.	219/450.1
6,269,738	B1 *	8/2001	Huang	99/375
6,363,839	B1 *	4/2002	Wu	99/375
6,363,842	B1 *	4/2002	Lin	99/425
6,397,733	B1 *	6/2002	Lin	99/375
6,415,710	B1 *	7/2002	Boone	99/446
6,433,312	B1 *	8/2002	Chen	219/386
D505,048	S *	5/2005	Cornfield	D7/409
D526,154	S *	8/2006	Dreimann et al.	D7/352
D541,580	S *	5/2007	Dreimann et al.	D7/352

\* cited by examiner

*Primary Examiner*—Mimosa De

*Assistant Examiner*—Ricky Pham

(74) *Attorney, Agent, or Firm*—Sonnenschein Nath & Rosenthal LLP

(57) **CLAIM**

The ornamental design for a grill surface, as shown and described.

**DESCRIPTION**

FIG. 1 is a perspective view of a grill surface from the front side embodying our new design;

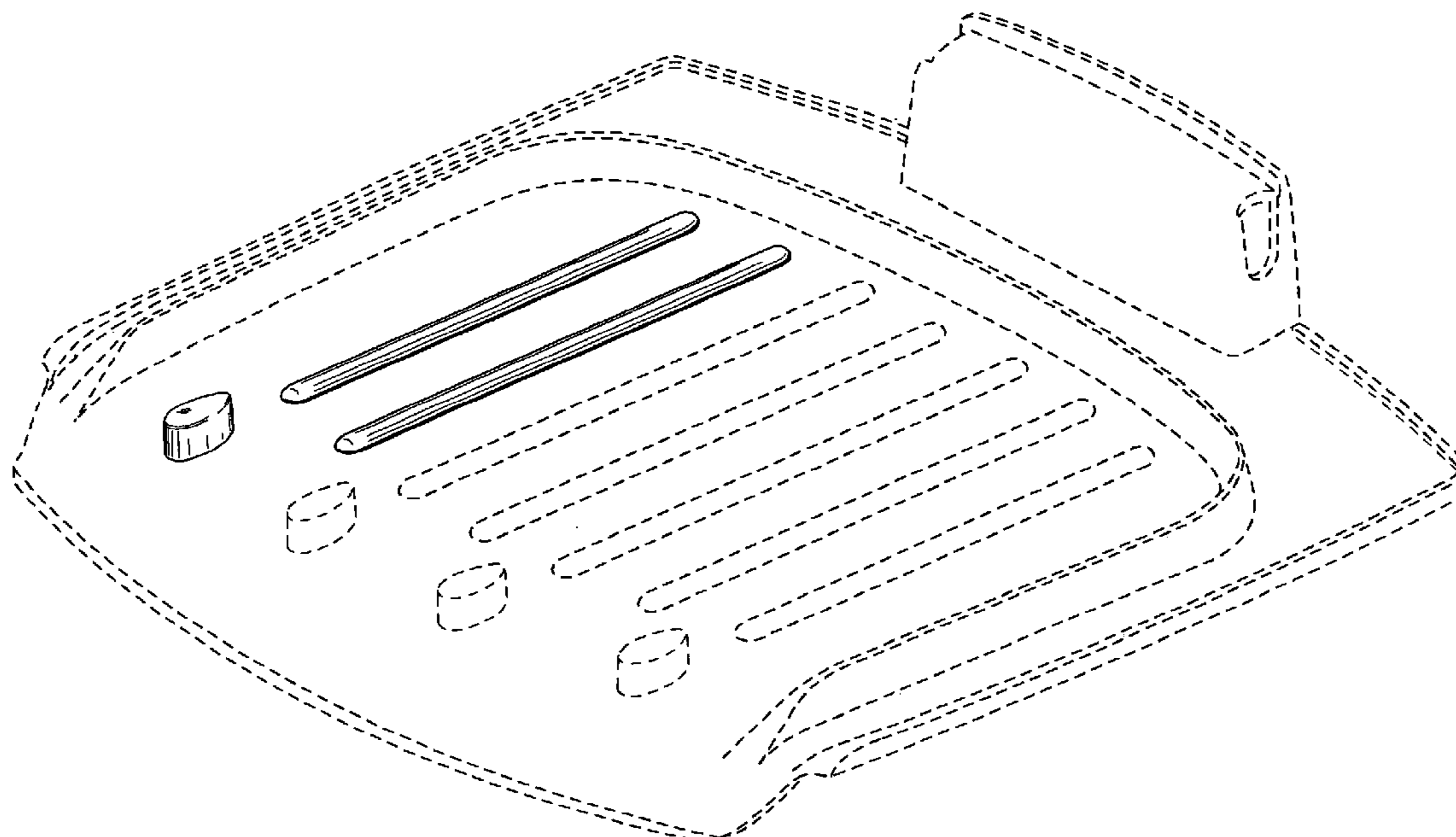
FIG. 2 is a top plan thereof;

FIG. 3 is a side elevational view thereof; and,

FIG. 4 is a front view thereof.

The broken lines shown in the drawings are for illustrative purposes only and form no part of the claimed design.

**1 Claim, 3 Drawing Sheets**



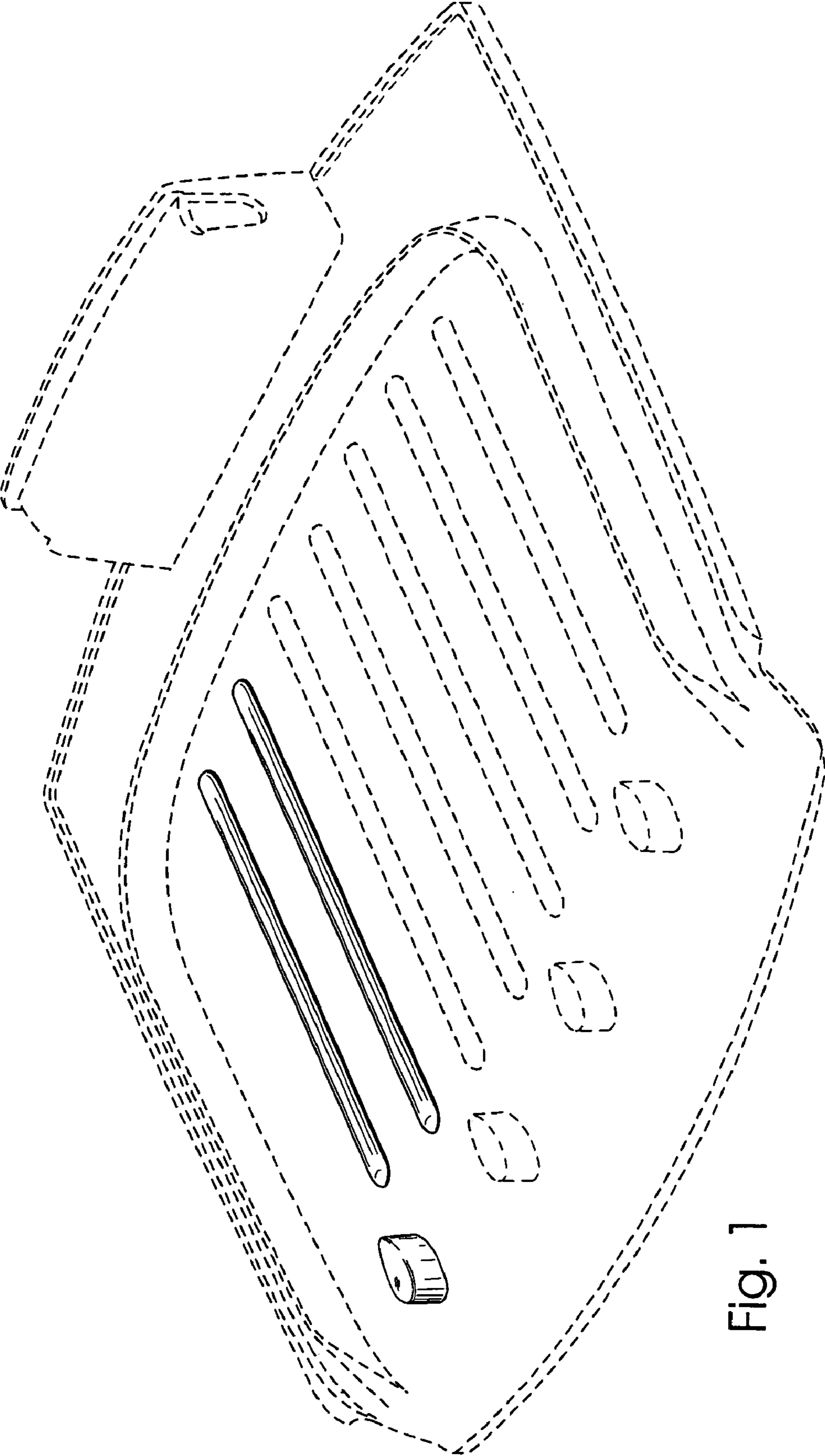


Fig. 1

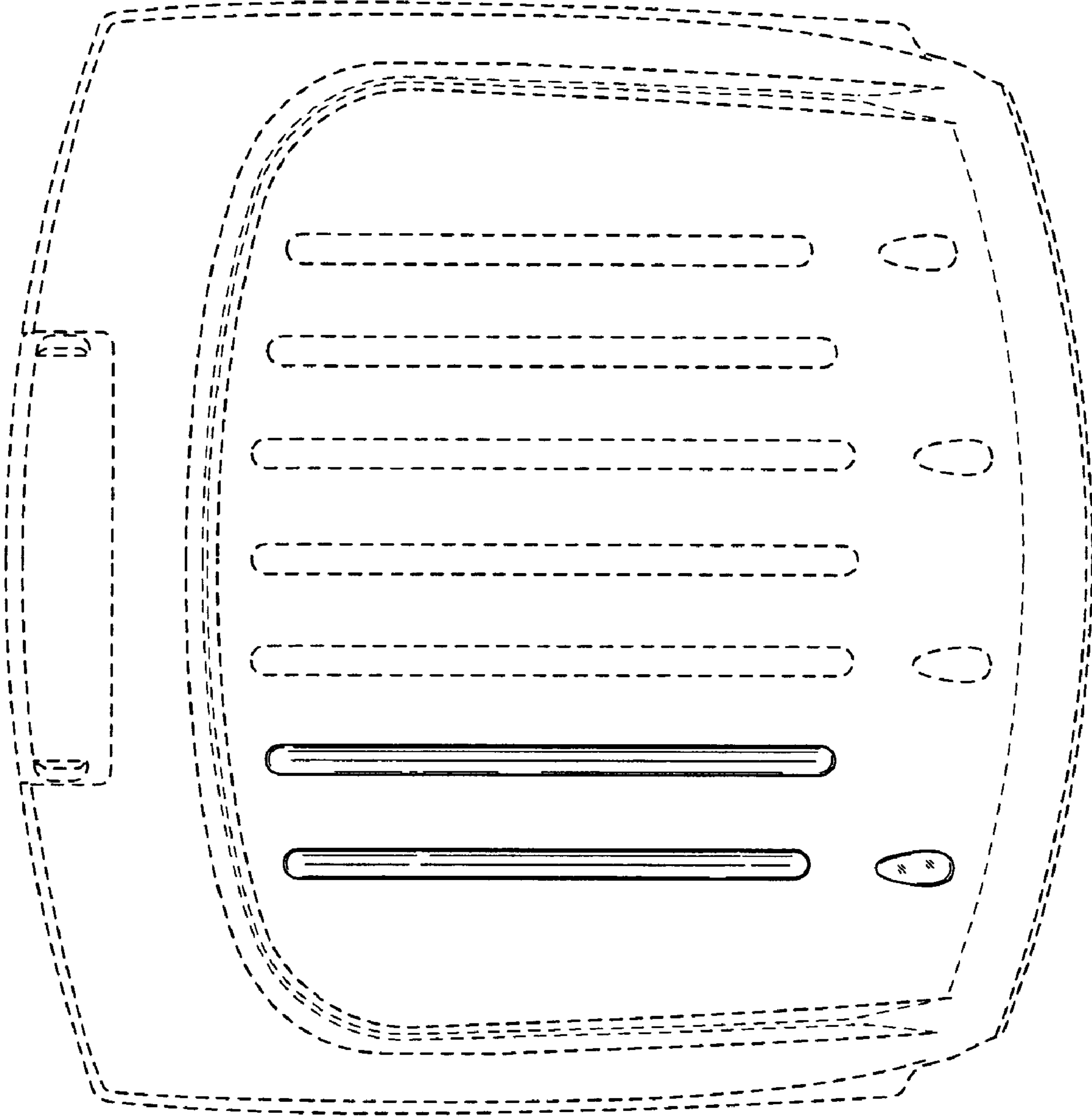


Fig. 2

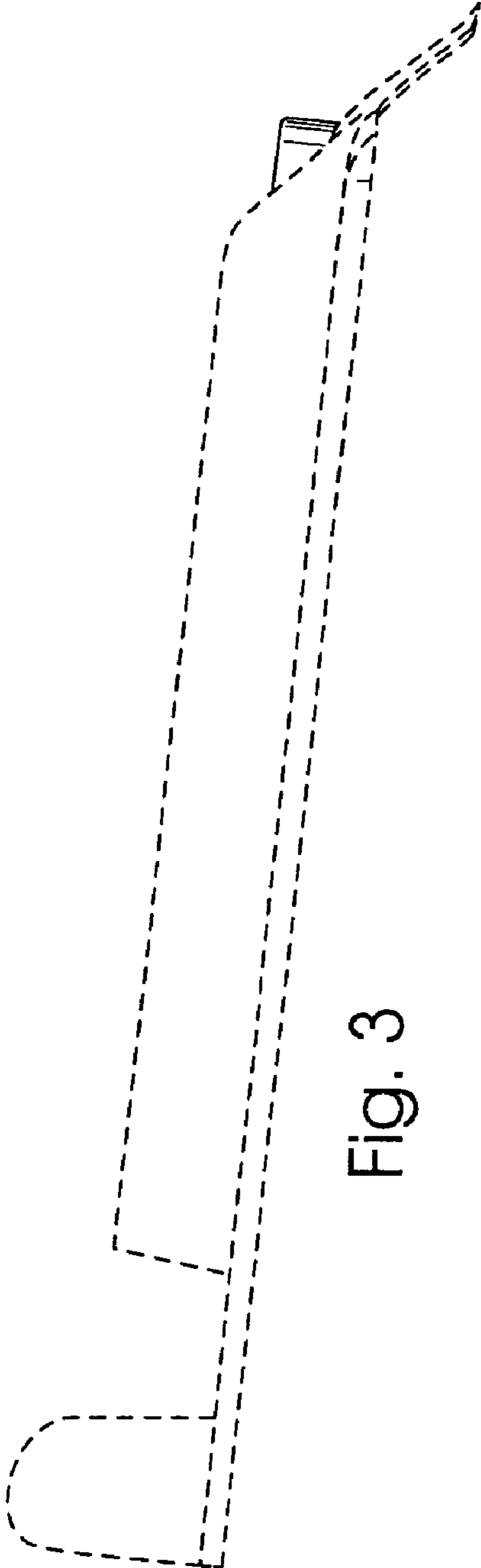


Fig. 3




Fig. 4