



US00D551009S

(12) **United States Design Patent**
Pulliam

(10) **Patent No.:** **US D551,009 S**

(45) **Date of Patent:** **** Sep. 18, 2007**

(54) **DOOR-MOUNTED CLOTHING RACK**

(76) Inventor: **Barbara A. Pulliam**, 353 Saunders Ave., Bridgeport, CT (US) 06606

(**) Term: **14 Years**

(21) Appl. No.: **29/235,952**

(22) Filed: **Aug. 10, 2005**

(51) **LOC (8) Cl.** **06-04**

(52) **U.S. Cl.** **D6/569; D8/372**

(58) **Field of Classification Search** D6/553,
D6/567, 569, 572, 546, 315, 323; 211/13.1,
211/30, 85.2, 32, 85.3, 70.6, 86.01, 87.01,
211/106.01; 309/301, 309.1, 304, 309.2;
D8/367, 372

See application file for complete search history.

(56) **References Cited**

U.S. PATENT DOCUMENTS

2,866,559 A	12/1958	Byrne	
3,918,670 A	11/1975	Doherty	
4,460,094 A	7/1984	Schoen	
D302,918 S *	8/1989	Maki	D6/569
5,076,442 A	12/1991	Hakeem	
D324,314 S *	3/1992	Licari et al.	D6/323
D409,037 S	5/1999	Bear	
D413,456 S	9/1999	Huange et al.	

D423,339 S *	4/2000	Snell	D8/372
D469,646 S *	2/2003	Chen	D6/564
D486,380 S *	2/2004	McDaniel	D8/372
2002/0170865 A1	11/2002	Klein et al.	

* cited by examiner

Primary Examiner—Brian N Vinson

(57) **CLAIM**

The ornamental design for a door-mounted clothing rack, as shown and described.

DESCRIPTION

FIG. 1 is a front elevational view of a door-mounted clothing rack showing my new design;

FIG. 2 is a rear elevational view thereof;

FIG. 3 is a right side elevational view thereof;

FIG. 4 is a left side elevational thereof;

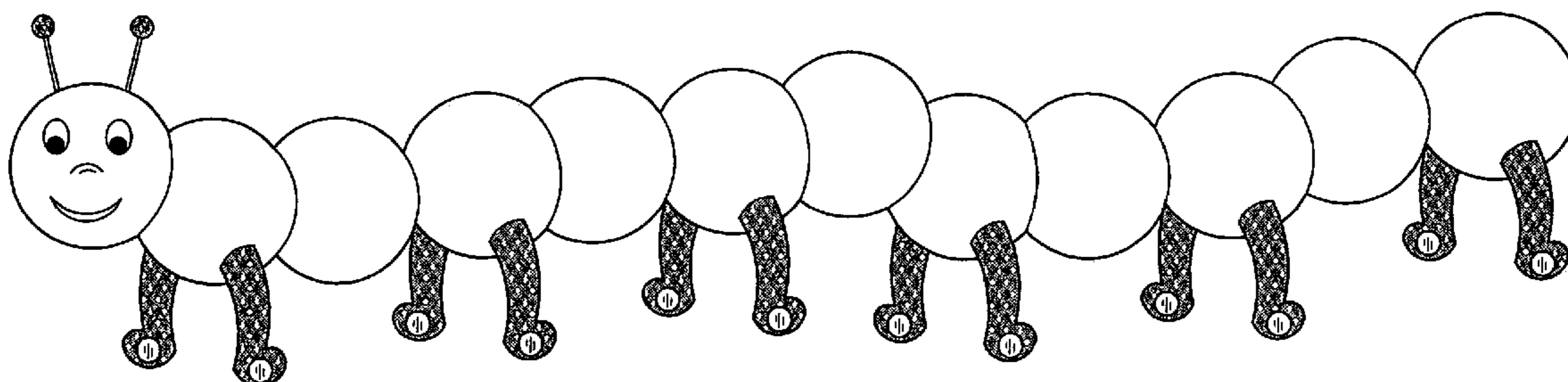
FIG. 5 is a top plan view thereof;

FIG. 6 is a bottom plan view thereof; and,

FIG. 7 is a perspective view thereof.

The broken lines shown on FIG. 7 are for illustrative purposes only and are hereby disclaimed as forming no part of Applicant's claimed invention.

1 Claim, 3 Drawing Sheets



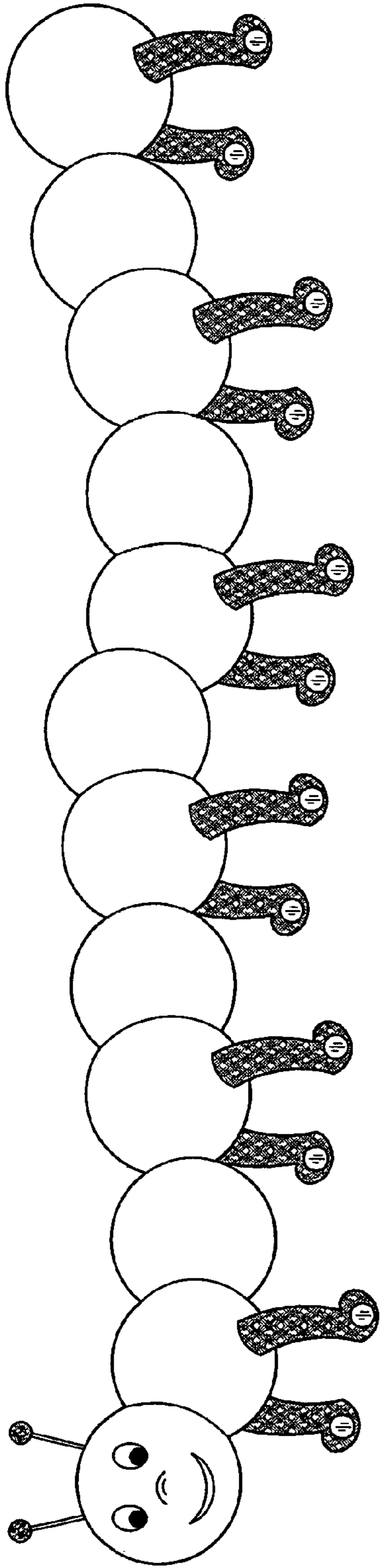


FIG. 1

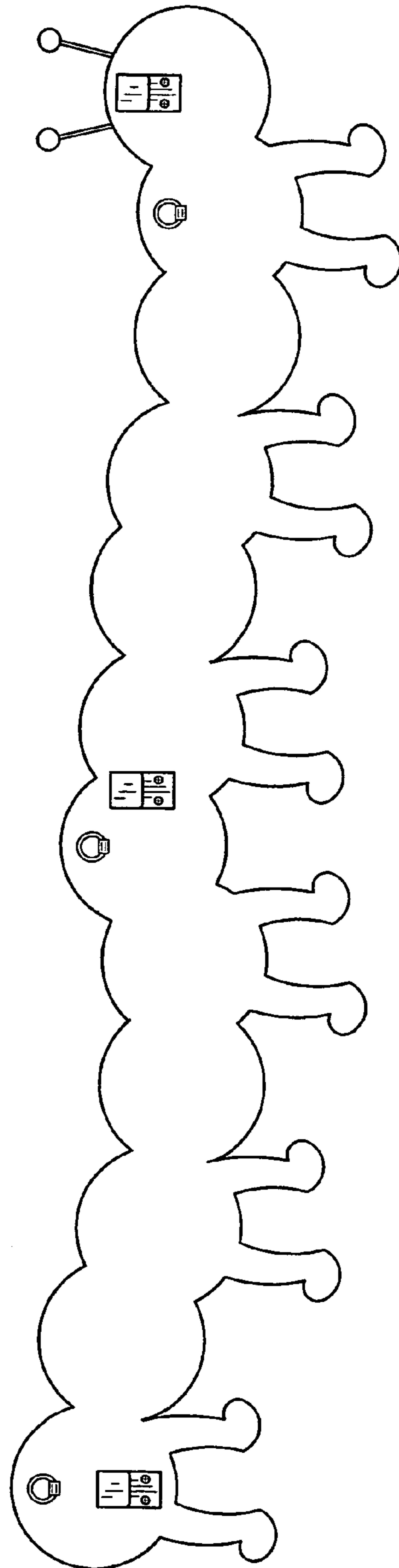


FIG. 2




FIG. 3

FIG. 4

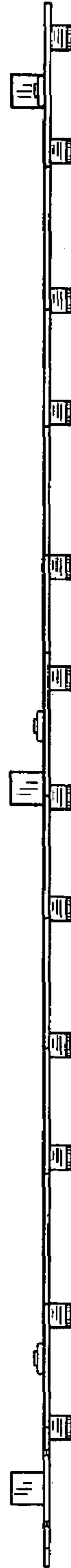


FIG. 5

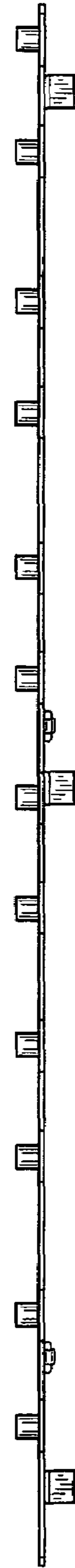


FIG. 6

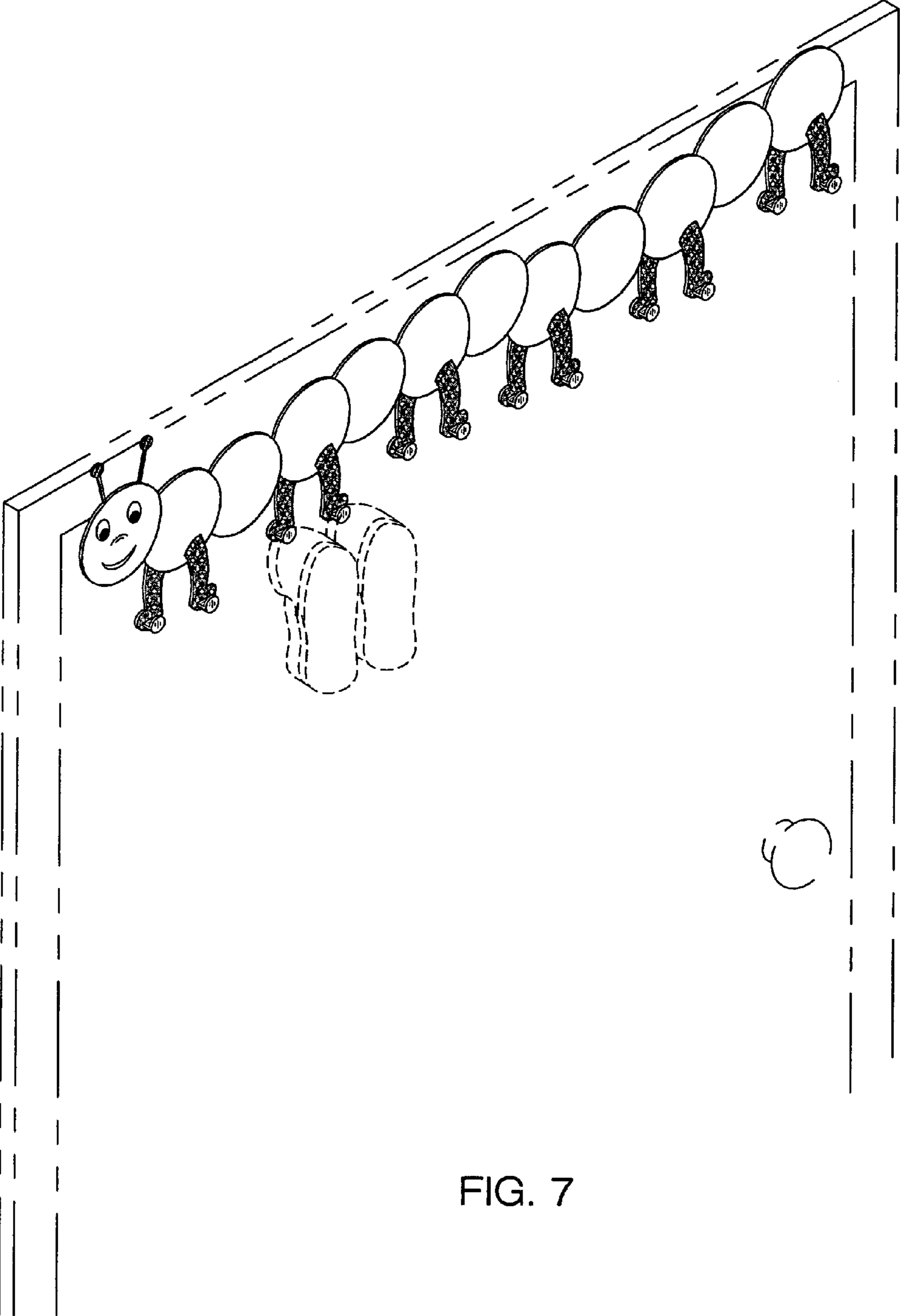


FIG. 7