



US00D551008S

(12) **United States Design Patent**  
**Hidalgo**

(10) **Patent No.:** **US D551,008 S**

(45) **Date of Patent:** **\*\* Sep. 18, 2007**

(54) **REMOTE CONTROL HOLDER**

(75) Inventor: **Rolando Hidalgo**, Orange, CA (US)

(73) Assignee: **Minka Lighting, Inc.**, Corona, CA (US)

(\*\*) Term: **14 Years**

(21) Appl. No.: **29/241,174**

(22) Filed: **Oct. 25, 2005**

(51) **LOC (8) Cl.** ..... **06-04**

(52) **U.S. Cl.** ..... **D6/567**

(58) **Field of Classification Search** ..... D6/524,  
D6/526, 540, 553, 567; D8/373; 211/13.1,  
211/70.6, 87.01, 89.01; 248/200, 205.5,  
248/309.1, 314

See application file for complete search history.

(56) **References Cited**

**U.S. PATENT DOCUMENTS**

D280,466 S	9/1985	Seltzer et al.	
D332,360 S	1/1993	Golds	
D402,839 S *	12/1998	Bova et al. ....	D6/567
D407,252 S *	3/1999	Hampshire .....	D6/567
D411,931 S *	7/1999	Hartmann et al. ....	D6/553
D419,350 S *	1/2000	Baron .....	D6/553
D458,499 S *	6/2002	Cone et al. ....	D6/553

D494,797 S \* 8/2004 Ramnauth et al. .... D6/553

\* cited by examiner

*Primary Examiner*—Brian N Vinson

(74) *Attorney, Agent, or Firm*—Baker & McKenzie LLP

(57) **CLAIM**

The ornamental design for a remote control holder, as shown and described.

**DESCRIPTION**

FIG. 1 is a perspective view from above of a remote control holder in accordance with my design;

FIG. 2 is a side elevation view of the remote control holder in accordance with my design, the opposite side being a mirror image of that shown;

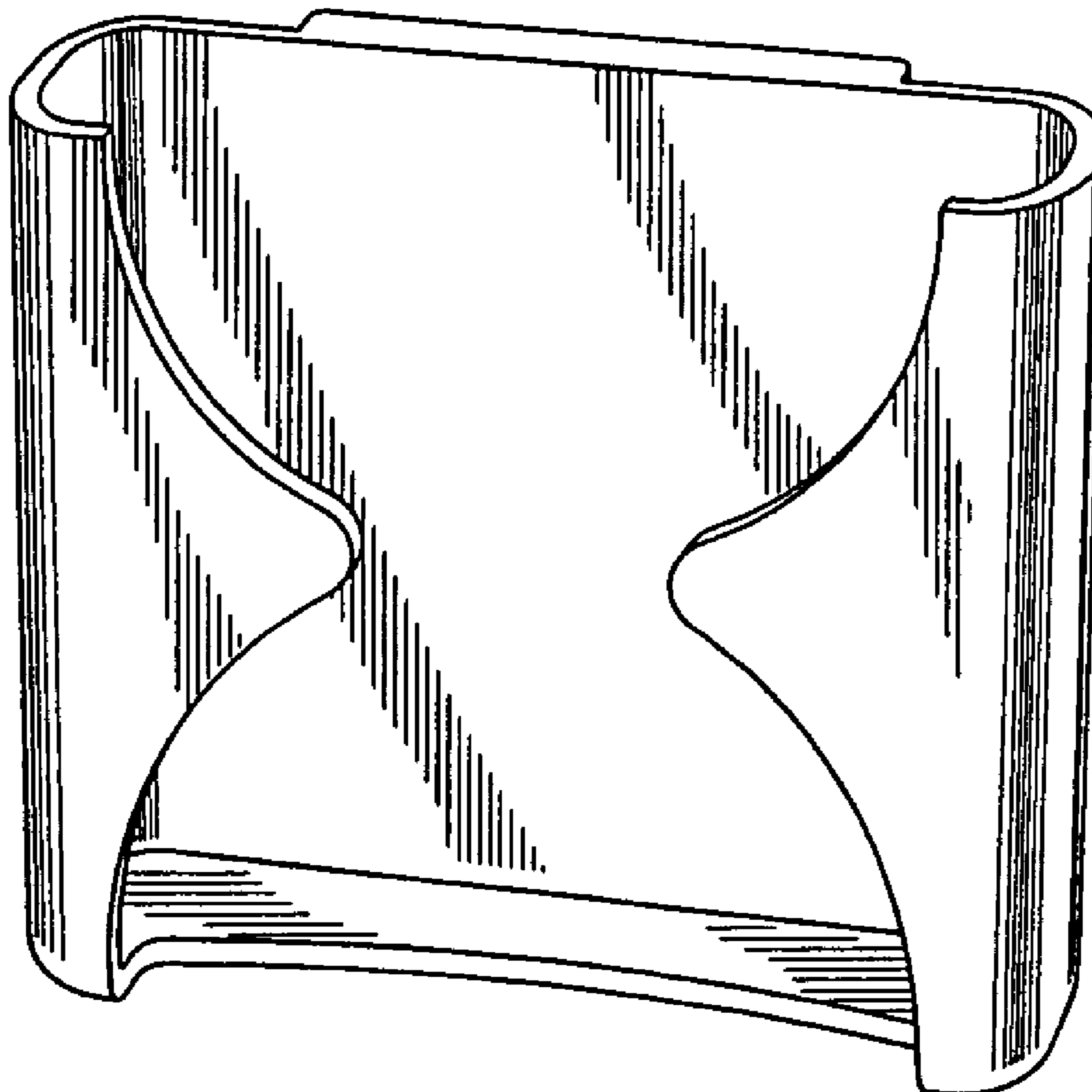
FIG. 3 is a front plan view of the remote control holder in accordance with my design;

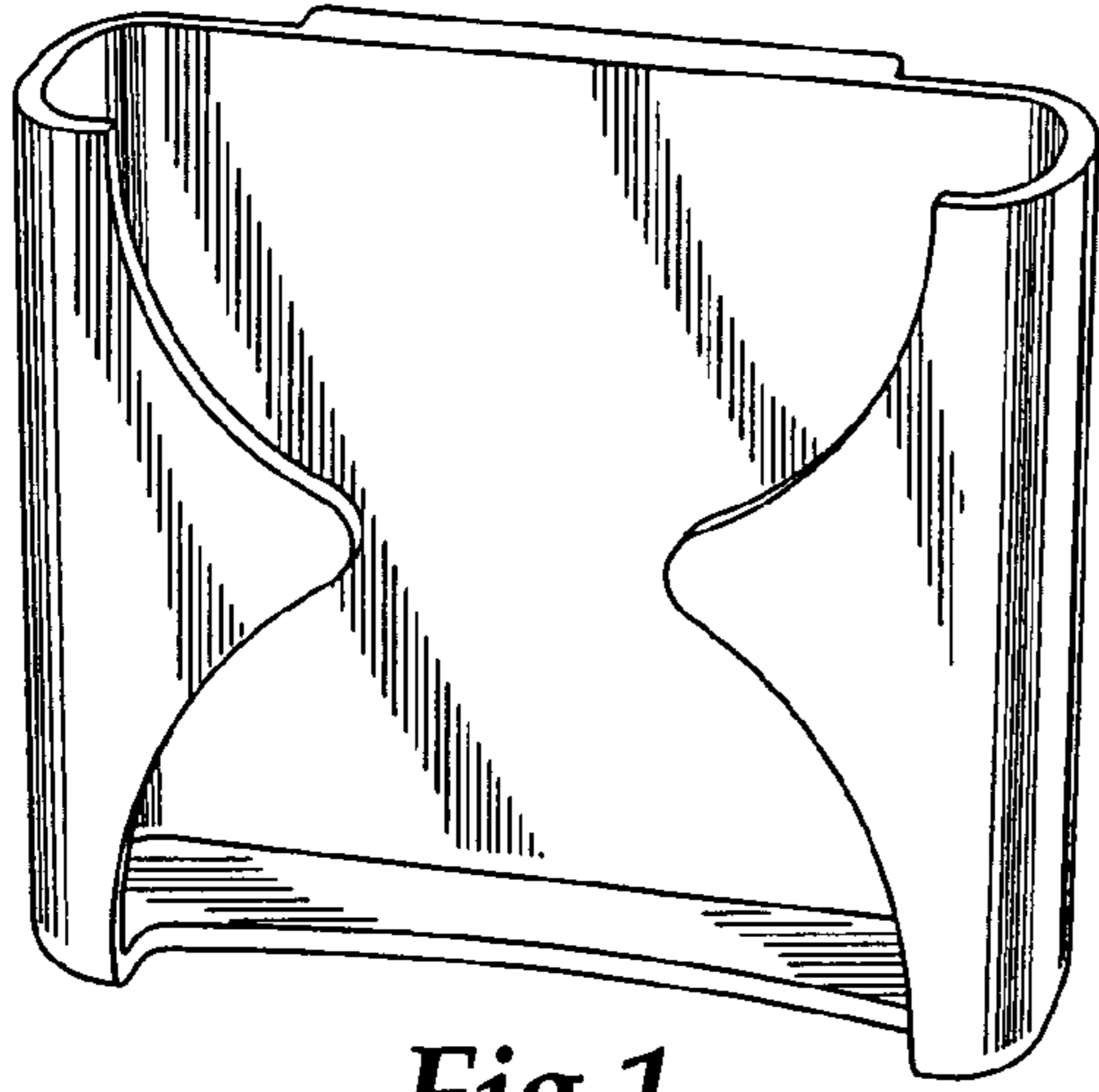
FIG. 4 is a back plan view of the remote control holder in accordance with my design, the opposite side being a mirror image of that shown;

FIG. 5 is a top elevation view of the remote control holder in accordance with my design; and,

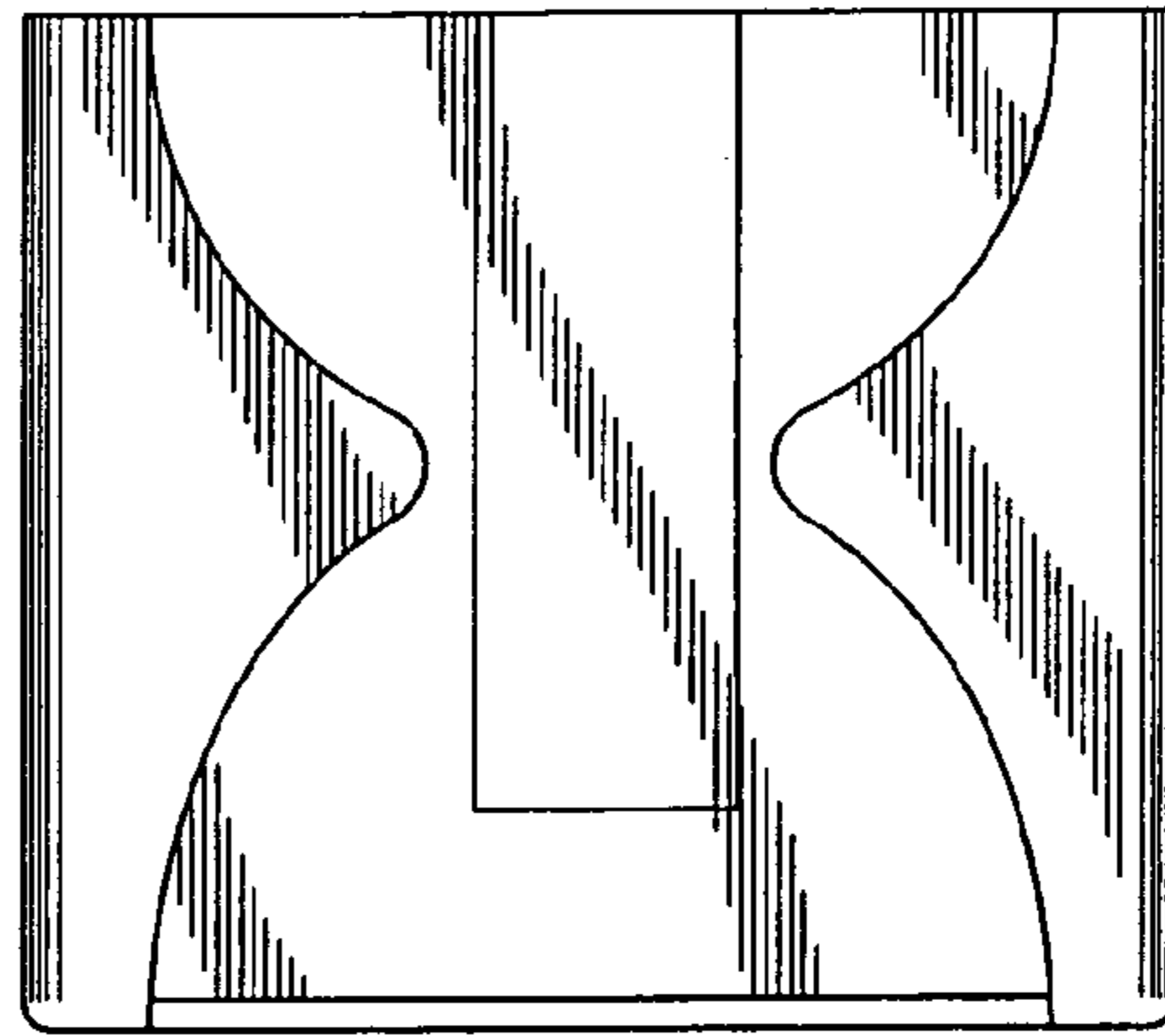
FIG. 6 is a bottom elevation view of the remote control holder in accordance with my design.

**1 Claim, 1 Drawing Sheet**






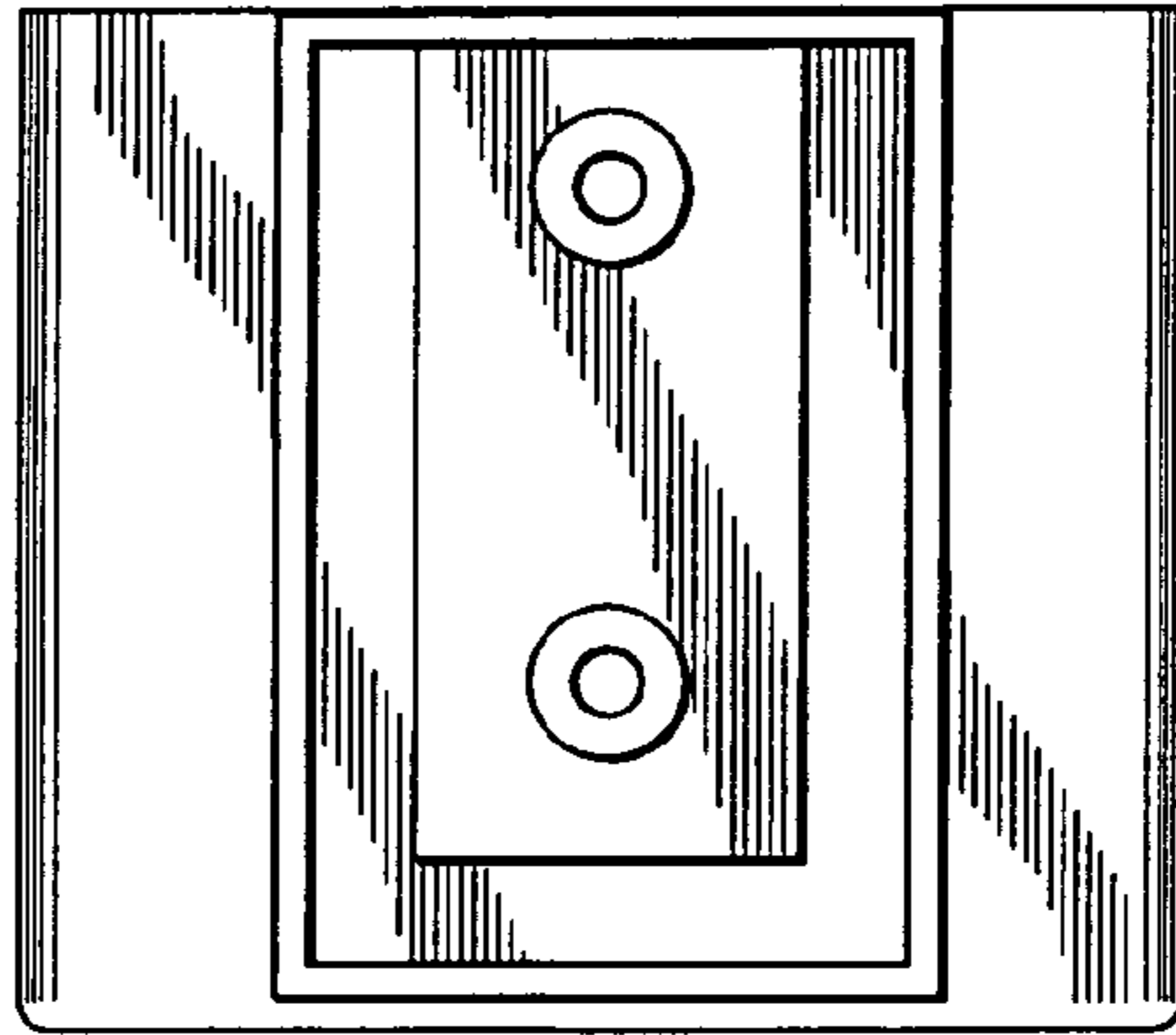
*Fig.1*



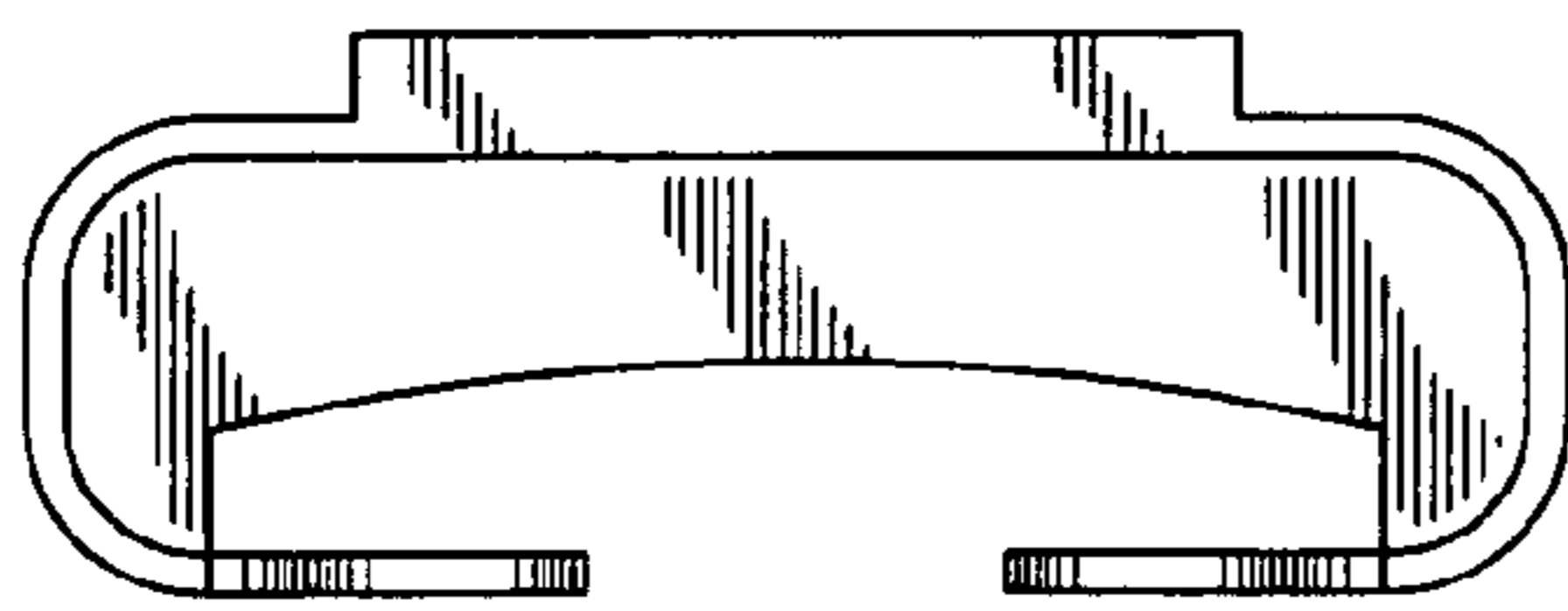
*Fig.3*



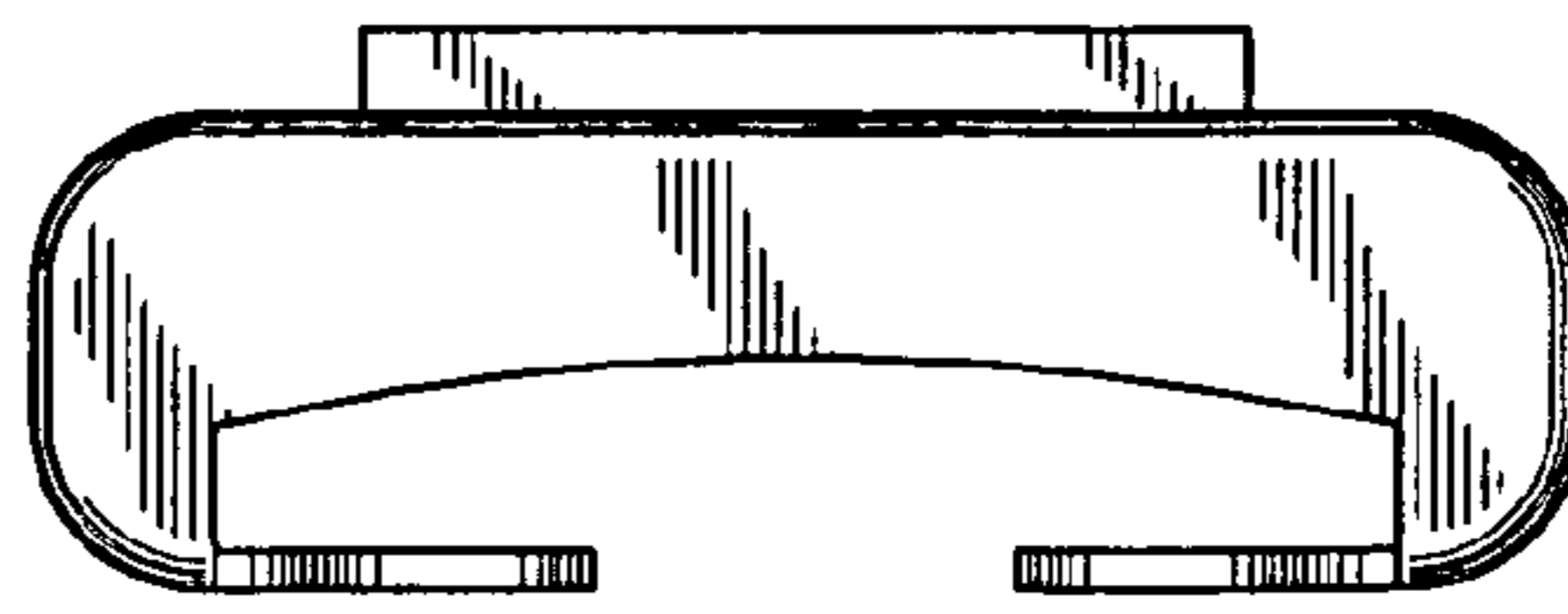
*Fig.2*



*Fig.4*



*Fig.5*



*Fig.6*

UNITED STATES PATENT AND TRADEMARK OFFICE  
**CERTIFICATE OF CORRECTION**

PATENT NO. : Des. 551,008 S  
APPLICATION NO. : 29/241174  
DATED : September 18, 2007  
INVENTOR(S) : Rolando Hidalgo

Page 1 of 1

It is certified that error appears in the above-identified patent and that said Letters Patent is hereby corrected as shown below:

Title Page;

Please delete the following in the "Description" section, " , the opposite side being a mirror image of that shown"

Signed and Sealed this

Twenty-seventh Day of November, 2007

A handwritten signature in black ink on a light gray dotted background. The signature reads "Jon W. Dudas" in a cursive style.

JON W. DUDAS

*Director of the United States Patent and Trademark Office*

UNITED STATES PATENT AND TRADEMARK OFFICE  
**CERTIFICATE OF CORRECTION**

PATENT NO. : Des. 551,008 S  
APPLICATION NO. : 29/241174  
DATED : September 18, 2007  
INVENTOR(S) : Rolando Hidalgo

Page 1 of 1

It is certified that error appears in the above-identified patent and that said Letters Patent is hereby corrected as shown below:

Title Page;

Please delete the following in the "Description" section under FIG 4, "the opposite side being a mirror image of that shown"

This certificate supersedes the Certificate of Correction issued November 27, 2007.

Signed and Sealed this

Twentieth Day of May, 2008

A handwritten signature in black ink that reads "Jon W. Dudas". The signature is written in a cursive style with a large, stylized initial "J".

JON W. DUDAS

*Director of the United States Patent and Trademark Office*