



US00D550996S

(12) **United States Design Patent**
Edwards

(10) **Patent No.:** **US D550,996 S**

(45) **Date of Patent:** **** Sep. 18, 2007**

(54) **BAG DISPENSER**

(75) Inventor: **Timothy Edwards**, Del Mar, CA (US)

(73) Assignee: **RPG Bags LLC**, Irving, TX (US)

(**) Term: **14 Years**

(21) Appl. No.: **29/253,947**

(22) Filed: **Feb. 14, 2006**

(51) **LOC (8) Cl.** **20-02**

(52) **U.S. Cl.** **D6/518**

(58) **Field of Classification Search** D6/515-523;
206/225, 233, 389, 391, 812, 824; 211/13.1,
211/45; 222/173, 180; 221/26, 33, 282-283;
242/925, 570, 590; 248/309.1, 309.2, 905
See application file for complete search history.

(56) **References Cited**

U.S. PATENT DOCUMENTS

D360,788 S * 8/1995 Cousins D6/515
D394,414 S * 5/1998 Catalano D11/133

D464,179 S * 10/2002 Petersen et al. D30/162
D480,243 S * 10/2003 Edwards et al. D6/515
D498,955 S * 11/2004 Edwards D6/515
D521,782 S * 5/2006 Edwards D6/518

* cited by examiner

Primary Examiner—Brian N Vinson

(57) **CLAIM**

The ornamental design for a bag dispenser, as shown.

DESCRIPTION

FIG. 1 is a front, top and left side perspective view of a bag dispenser embodying my new design;

FIG. 2 is a front elevational view thereof;

FIG. 3 is a rear elevational view thereof;

FIG. 4 is a right side elevational view thereof, the left side elevational view being a mirror image; and,

FIG. 5 is a top plan view thereof, the bottom plan view being a mirror image.

1 Claim, 1 Drawing Sheet

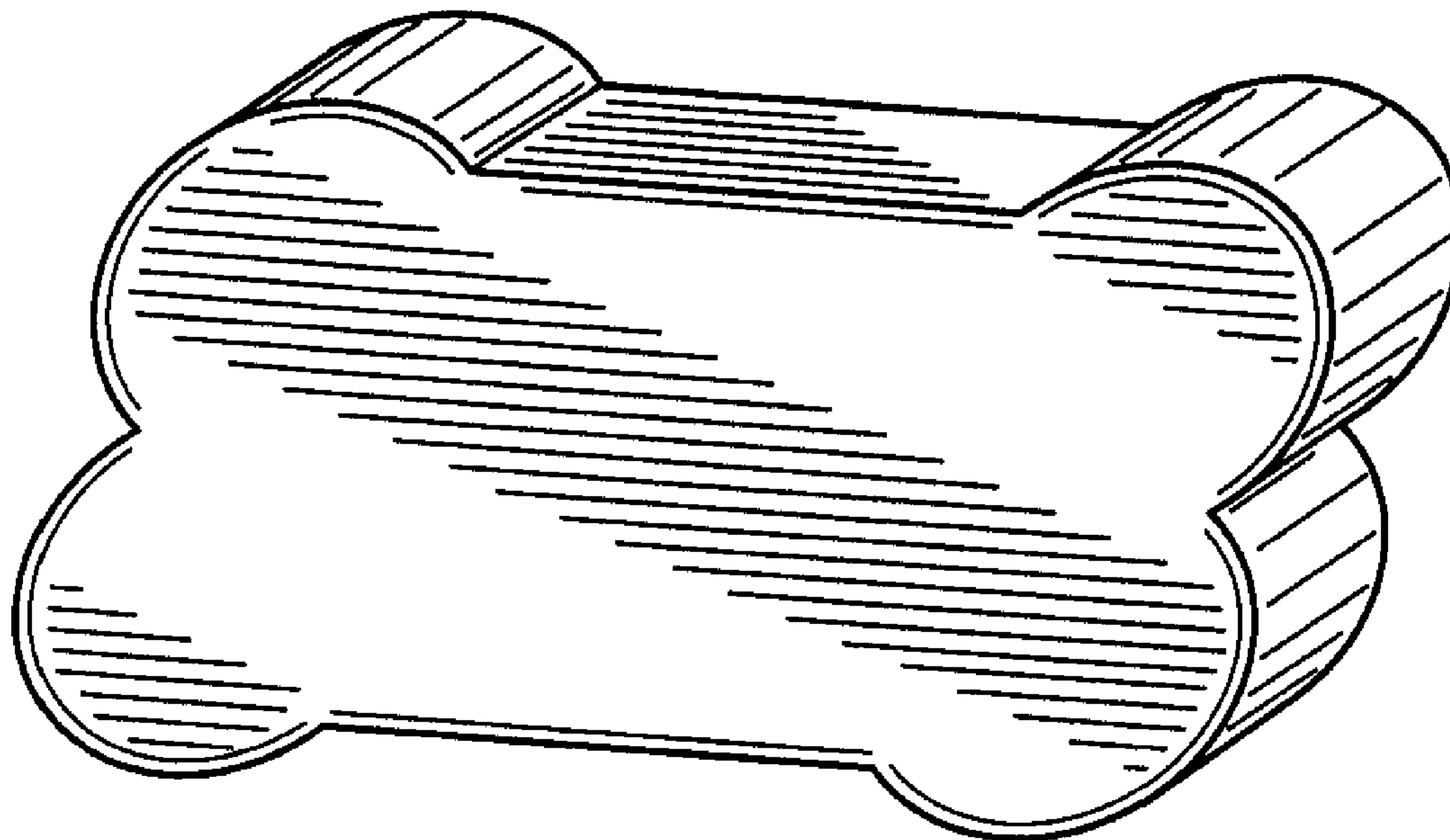


FIG. 1


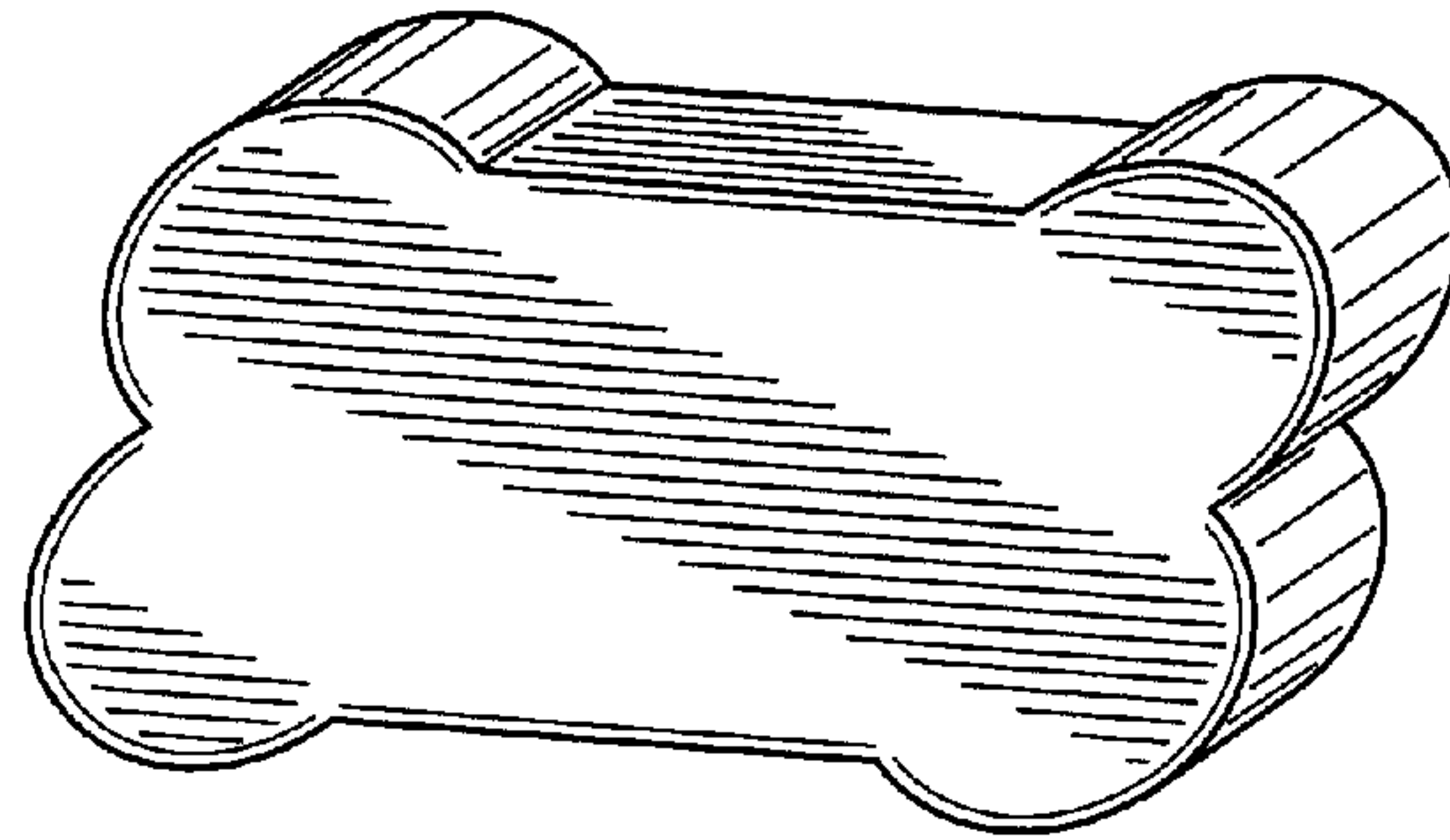


FIG. 2




FIG. 3




FIG. 4




FIG. 5