



US00D550993S

(12) **United States Design Patent**
Thompson

(10) **Patent No.:** **US D550,993 S**

(45) **Date of Patent:** **** Sep. 18, 2007**

(54) **FURNITURE**

(75) Inventor: **David W. Thompson**, New Albany, OH (US)

(73) Assignee: **American Signature, Inc.**, Columbus, OH (US)

(**) Term: **14 Years**

(21) Appl. No.: **29/257,454**

(22) Filed: **Apr. 4, 2006**

(51) **LOC (8) Cl.** **06-06**

(52) **U.S. Cl.** **D6/509; D6/510**

(58) **Field of Classification Search** D6/436,
D6/445-447, 491, 492, 494, 509-511; 312/204
See application file for complete search history.

(56) **References Cited**

U.S. PATENT DOCUMENTS

D417,099 S *	11/1999	Johnson, Jr.	D6/492
D436,278 S *	1/2001	Winter	D6/561
D459,111 S *	6/2002	Tobin, Jr.	D6/446
D476,511 S *	7/2003	Brandon	D6/494
D498,370 S *	11/2004	Paus	D6/446
D499,580 S *	12/2004	Mohundro	D6/446
D525,048 S *	7/2006	Mohundro	D6/446

* cited by examiner

Primary Examiner—Cathron C. Brooks

(74) *Attorney, Agent, or Firm*—Wood, Herron & Evans, L.L.P.

(57) **CLAIM**

The ornamental design for furniture, as shown and described.

DESCRIPTION

FIG. 1 is a front elevational view of furniture showing my new design.

FIG. 2 is an enlarged front elevational view thereof.

FIG. 3 is a cross-sectional view taken along line 3—3 of FIG. 2, depicting the configuration of the front surface thereof.

FIG. 4 is a right-side elevational view, with the left-side being a mirror image thereof.

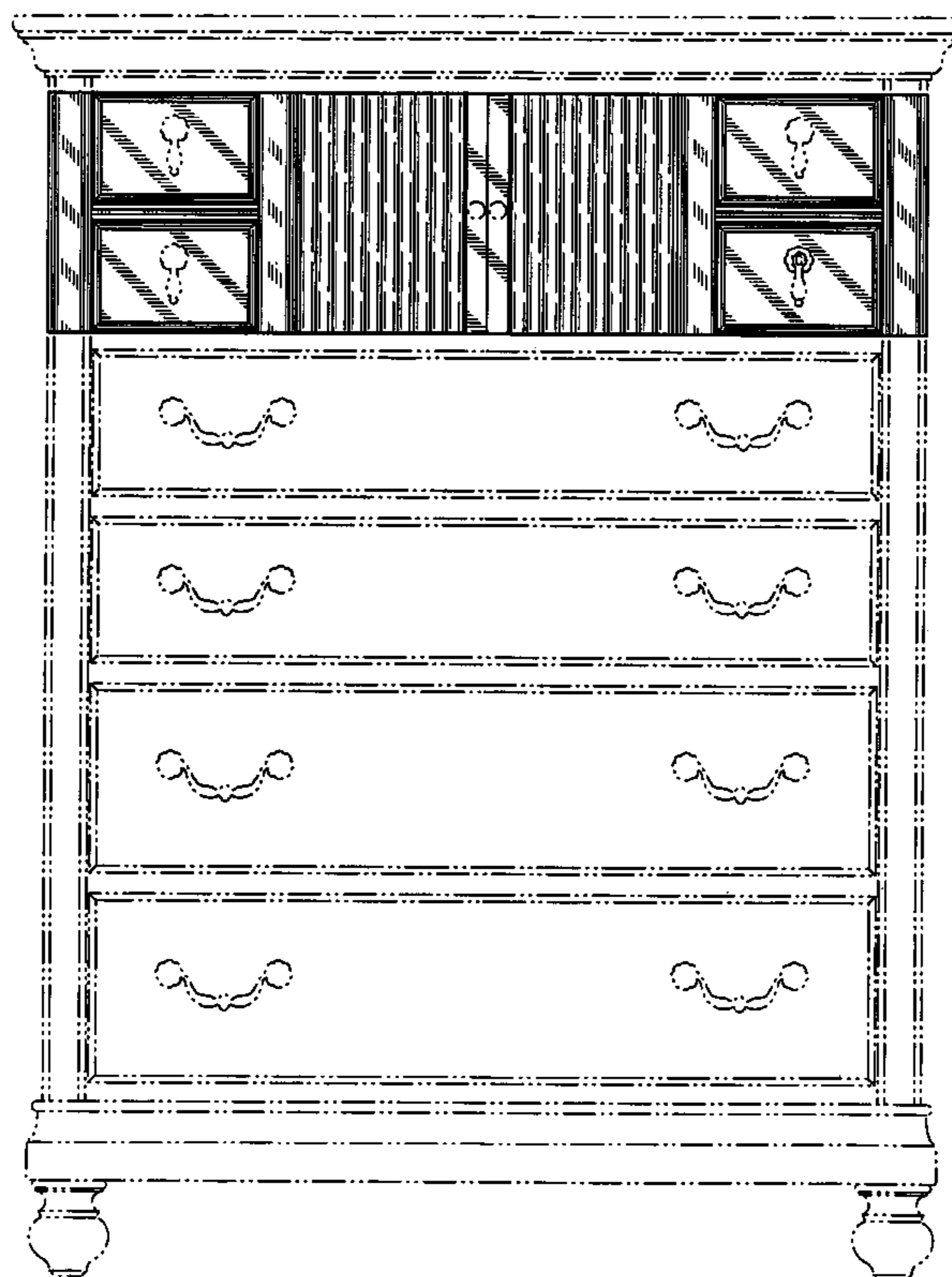
FIG. 5 is a top plan view thereof; and,

FIG. 6 is a bottom plan view thereof.

The rear of furniture is not shown and forms no part of the claimed design.

The broken lines in FIGS. 1 and 2 depict environment and form no part of the claimed design.

1 Claim, 3 Drawing Sheets



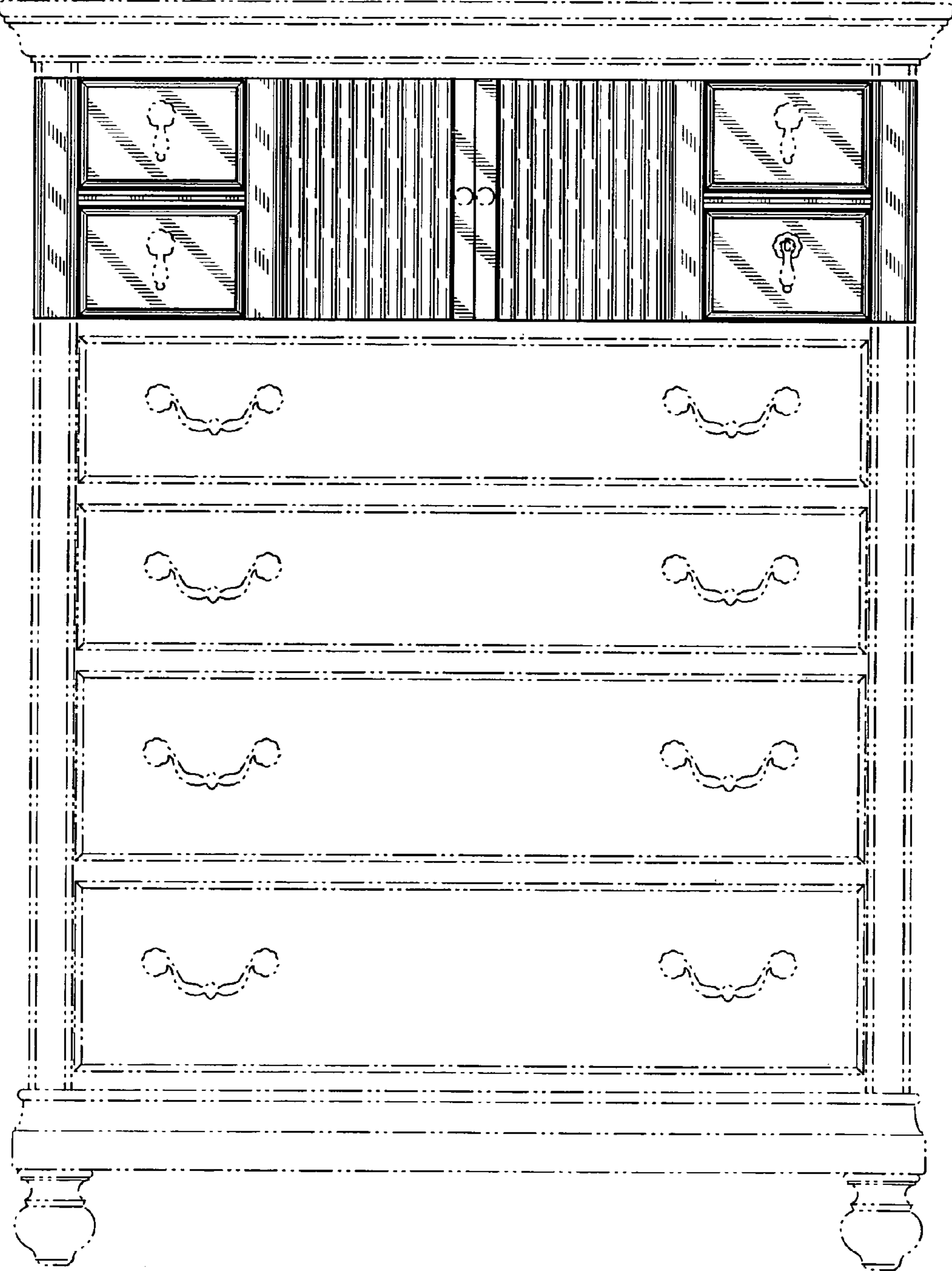


FIG. 1




FIG. 2



FIG. 4

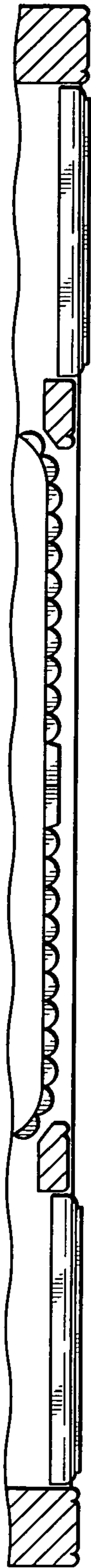


FIG. 3

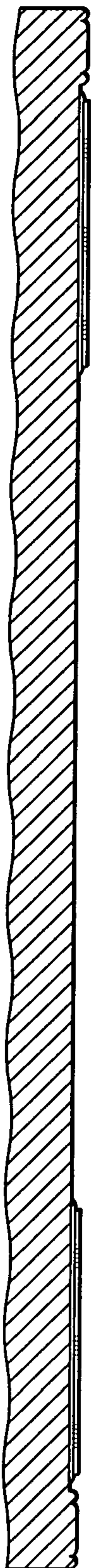


FIG. 5

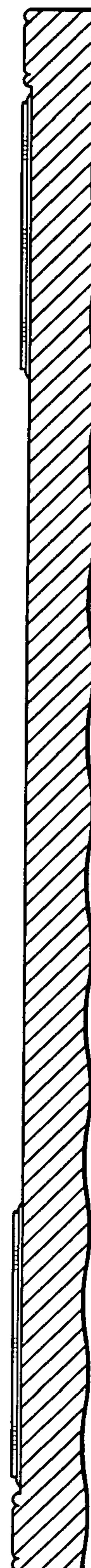


FIG. 6