



US00D550986S

(12) **United States Design Patent**  
**Thompson**

(10) **Patent No.:** **US D550,986 S**

(45) **Date of Patent:** **\*\* Sep. 18, 2007**

(54) **FURNITURE**

D507,429 S \* 7/2005 O'Hare ..... D6/441

(75) Inventor: **David W. Thompson**, New Albany, OH  
(US)

\* cited by examiner

(73) Assignee: **American Signature, Inc.**, Columbus,  
OH (US)

*Primary Examiner*—Cathron C. Brooks

(74) *Attorney, Agent, or Firm*—Wood, Herron & Evans,  
L.L.P.

(\*\*) Term: **14 Years**

(57) **CLAIM**

(21) Appl. No.: **29/258,415**

The ornamental design for furniture, as shown and  
described.

(22) Filed: **Apr. 21, 2006**

**DESCRIPTION**

(51) **LOC (8) Cl.** ..... **06-06**

FIG. 1 is a front elevational view of furniture showing my  
new design.

(52) **U.S. Cl.** ..... **D6/494; D6/510**

FIG. 2 is a top plan view thereof.

(58) **Field of Classification Search** ..... D6/436,  
D6/445–447, 491, 492, 494, 509–511, 441;  
312/204

FIG. 3 is an enlarged front elevational view thereof.

See application file for complete search history.

FIG. 4 is an enlarged top plan view thereof, with the bottom  
plan view thereof being a mirror image.

(56) **References Cited**

FIG. 5 is a right-side elevational view thereof, with the  
left-side elevational view thereof being a mirror image; and,

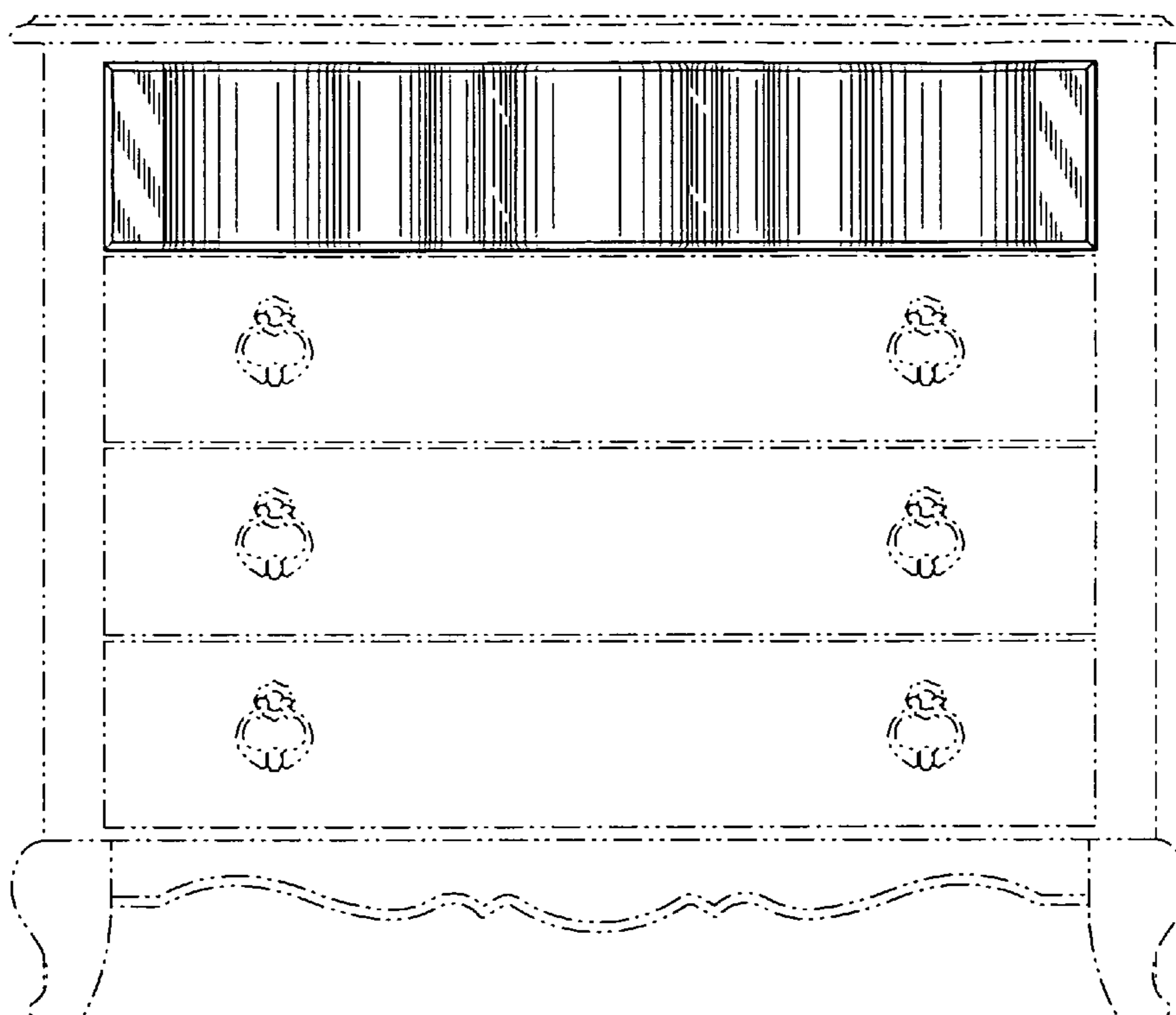
**U.S. PATENT DOCUMENTS**

FIG. 6 is a rear elevational view thereof.

603,147 A *	4/1898	Lordly	.....	312/265.5
D216,709 S *	3/1970	Chapin	.....	D6/441
D264,530 S *	5/1982	Aulbert et al.	.....	D6/446
D450,477 S *	11/2001	McDaniel et al.	.....	D6/441
D462,540 S *	9/2002	Lenger	.....	D6/441
D489,921 S *	5/2004	Wanek et al.	.....	D6/441
D490,626 S *	6/2004	Risdon et al.	.....	D6/441

The broken lines in FIGS. 1 and 2 solely depict the envi-  
ronment of my new design, and form no part of the claimed  
design.

**1 Claim, 3 Drawing Sheets**



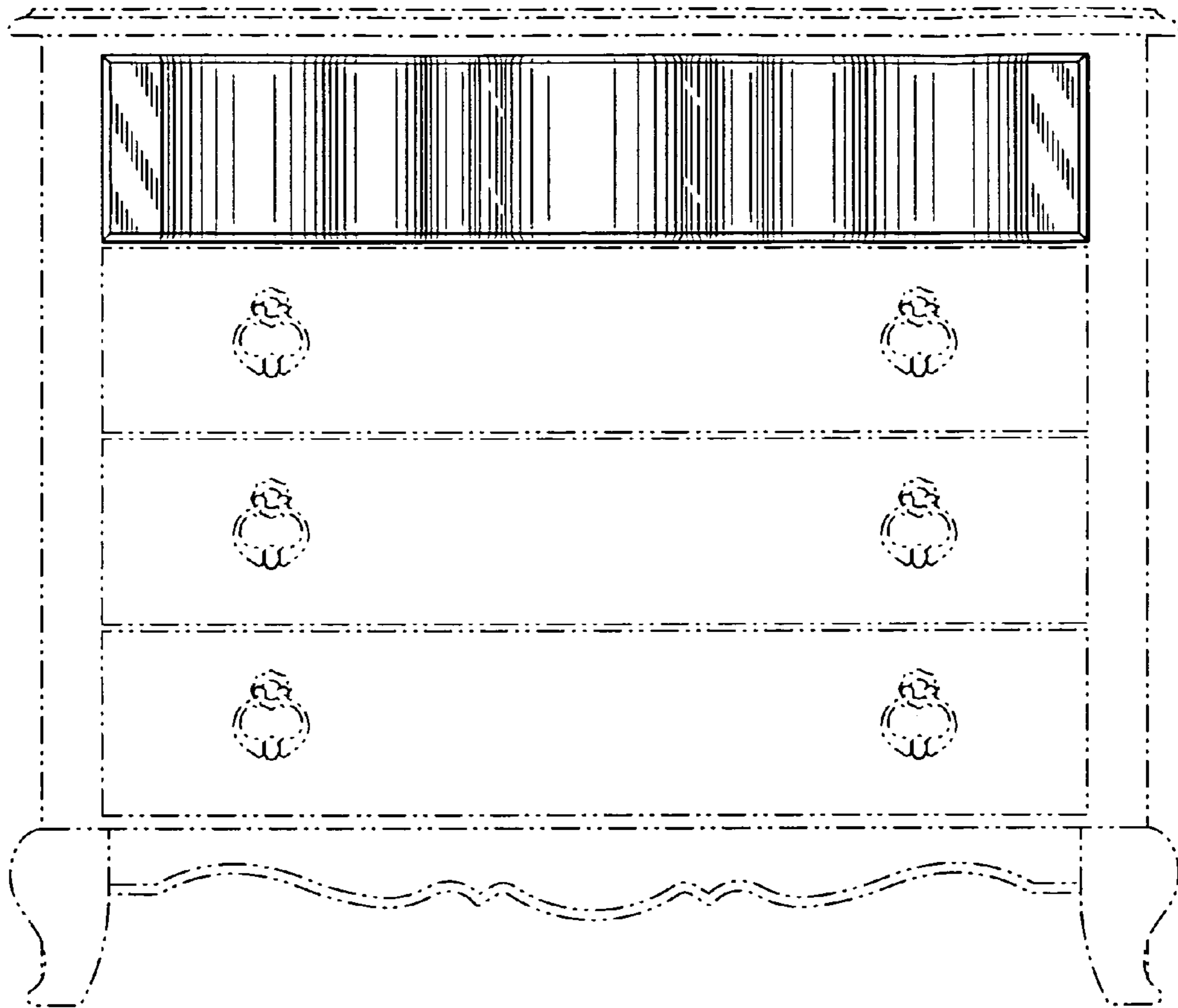


FIG. 1

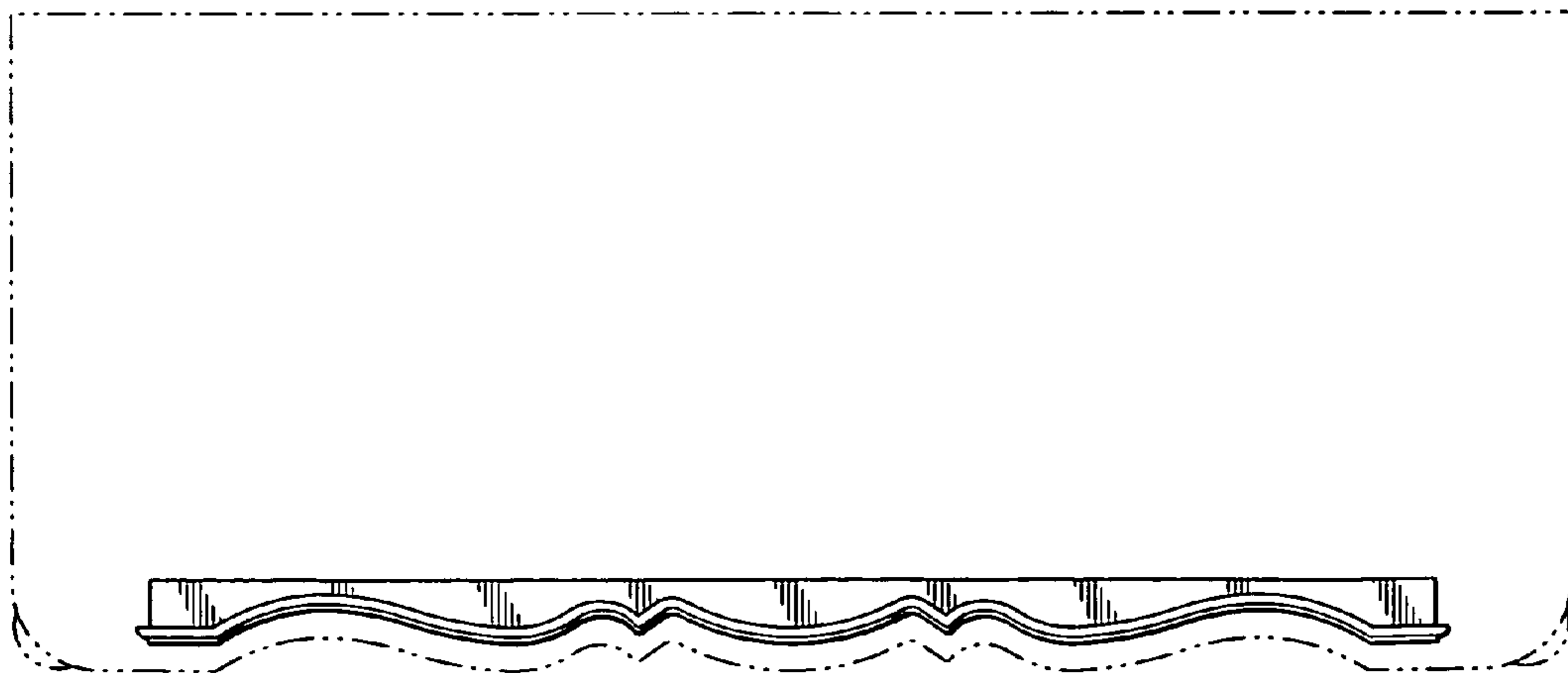


FIG. 2




FIG. 3



FIG. 4




FIG. 5

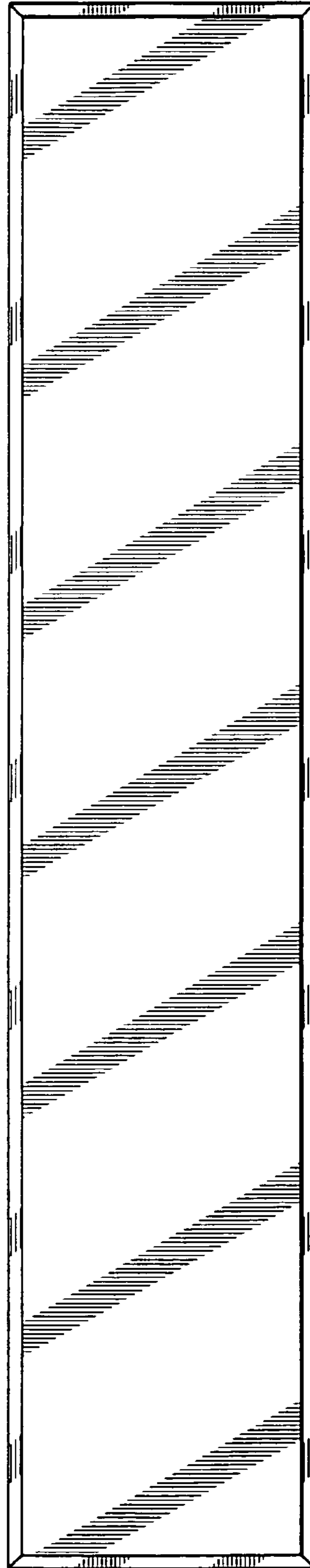


FIG. 6