



US00D550985S

(12) **United States Design Patent**
Thompson

(10) **Patent No.:** **US D550,985 S**

(45) **Date of Patent:** **** Sep. 18, 2007**

(54) **FURNITURE**

(75) **Inventor:** **David W. Thompson**, New Albany, OH (US)

(73) **Assignee:** **American Signature, Inc.**, Columbus, OH (US)

(**) **Term:** **14 Years**

(21) **Appl. No.:** **29/257,485**

(22) **Filed:** **Apr. 5, 2006**

(51) **LOC (8) Cl.** **06-06**

(52) **U.S. Cl.** **D6/494**

(58) **Field of Classification Search** D6/436,
D6/445-447, 491, 492, 494, 509-511, 470;
312/204

See application file for complete search history.

(56) **References Cited**

U.S. PATENT DOCUMENTS

- D225,957 S * 1/1973 Chapin D6/494
- D262,345 S * 12/1981 Adkinson D6/494
- D272,698 S * 2/1984 Aulbert et al. D6/448

OTHER PUBLICATIONS

America's Oak Furniture, Schiffer, 1988, Upper Left Sideboard, p. 79.*

* cited by examiner

Primary Examiner—Cathron C. Brooks

(74) *Attorney, Agent, or Firm*—Wood, Herron & Evans, L.L.P.

(57) **CLAIM**

The ornamental design for a furniture, as shown and described.

DESCRIPTION

FIG. 1 is a front elevational view of a furniture showing my new design, with the broken lines depicting environment and forming no part of the claimed design.

FIG. 2 is a enlarged front elevational view thereof, showing the locations where the cross-sectional views of FIGS. 3 and 4 are taken;

FIG. 3 is a cross-sectional view taken along lines 3—3 of FIG. 2 depicting the configuration of the front surface thereof;

FIG. 4 is a cross-sectional view taken along lines 4—4 of FIG. 2 depicting the configuration of the front surface thereof;

FIG. 5 is a right-side elevational view thereof;

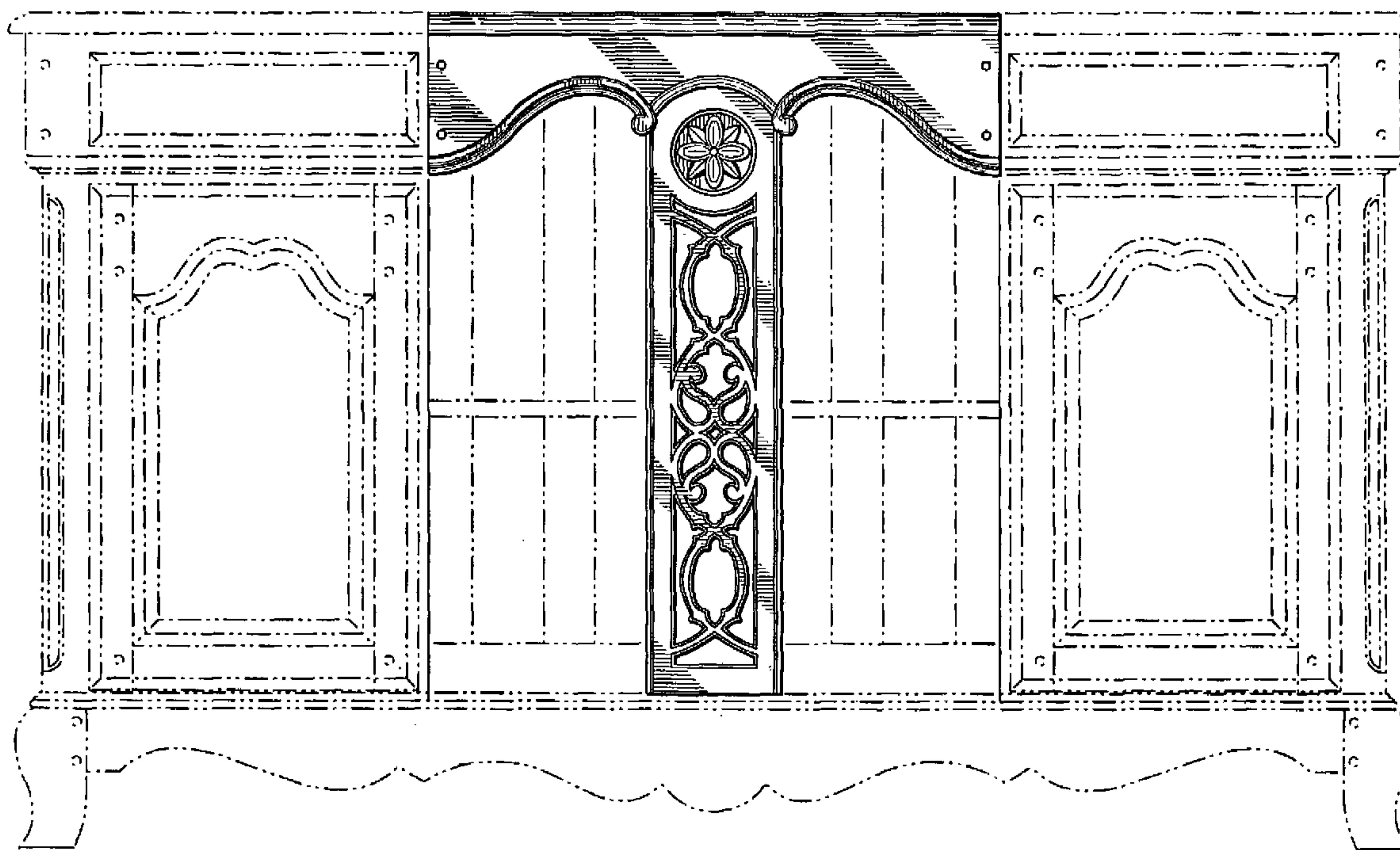
FIG. 6 is a rear elevational view thereof;

FIG. 7 is a left-side elevational view thereof;

FIG. 8 is a top plan view thereof; and,

FIG. 9 is a bottom plan view thereof.

1 Claim, 4 Drawing Sheets



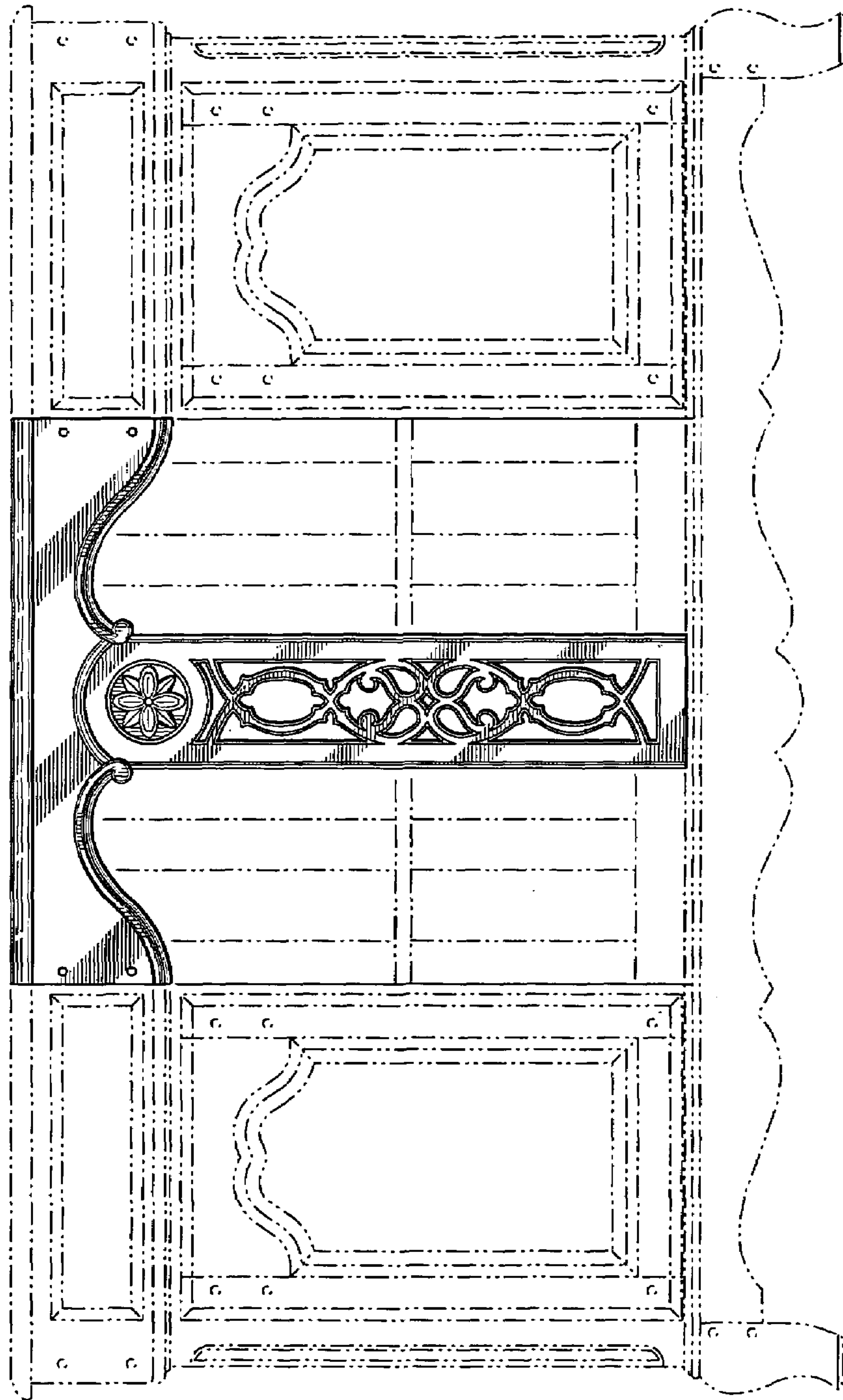


FIG. 1

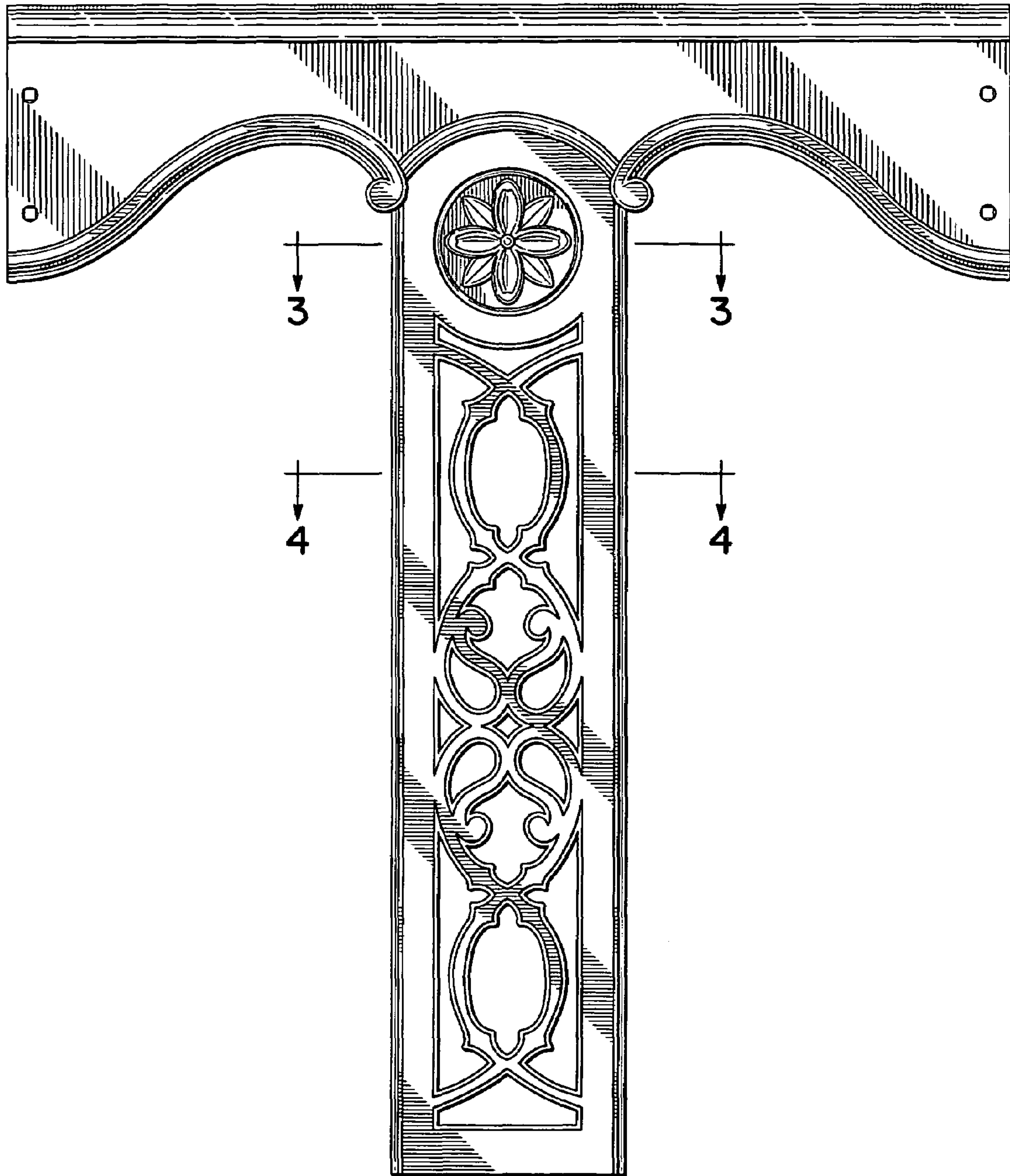


FIG. 2



FIG. 3



FIG. 4



FIG. 5

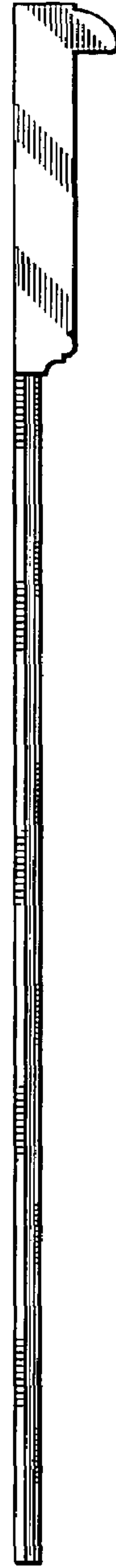


FIG. 7




FIG. 8



FIG. 9




FIG. 6