



US00D550974S

(12) **United States Design Patent**
Thornbury

(10) **Patent No.:** **US D550,974 S**

(45) **Date of Patent:** **** Sep. 18, 2007**

(54) **WAVE LOUNGE**

(75) **Inventor:** **Angie Thornbury**, Los Angeles, CA
(US)

(73) **Assignee:** **Angie Thornbury Homes, Inc.**, Los
Angeles, CA (US)

(**) **Term:** **14 Years**

(21) **Appl. No.:** **29/268,389**

(22) **Filed:** **Nov. 7, 2006**

(51) **LOC (8) Cl.** **06-01**

(52) **U.S. Cl.** **D6/361**

(58) **Field of Classification Search** D6/333-336,
D6/360, 361, 374, 375, 376, 500-502, 596,
D6/601; 297/423.1, 452.12, 452.14, 452.17,
297/452.19; 5/630, 655

See application file for complete search history.

(56) **References Cited**

U.S. PATENT DOCUMENTS

2,281,629 A * 5/1942 Snow 5/655
4,027,888 A * 6/1977 Wilcox 297/452.17
D278,004 S * 3/1985 Sigona D6/361

D372,805 S * 8/1996 Bonaddio et al. D6/375
D418,987 S * 1/2000 Panton D6/335
6,823,545 B1 * 11/2004 Davis 5/630
D500,622 S * 1/2005 Owen D6/596
D521,301 S * 5/2006 Dickson D6/601
D526,498 S * 8/2006 Jimenez M. et al. D6/361
D530,933 S * 10/2006 Vitaro D6/361

* cited by examiner

Primary Examiner—Mimosa De

(74) *Attorney, Agent, or Firm*—William W. Haefliger

(57) **CLAIM**

I claim the ornamental design for a wave lounge, substan-
tially as shown and described.

DESCRIPTION

FIG. 1 is a perspective side view of a wave lounge embody-
ing the new design;

FIG. 2 is an opposite side view of the FIG. 1 design;

FIG. 3 is a top plan view of the FIG. 1 design;

FIG. 4 is a front view of the FIG. 1 design; and,

FIG. 5 is a rear view of the FIG. 1 design.

1 Claim, 1 Drawing Sheet

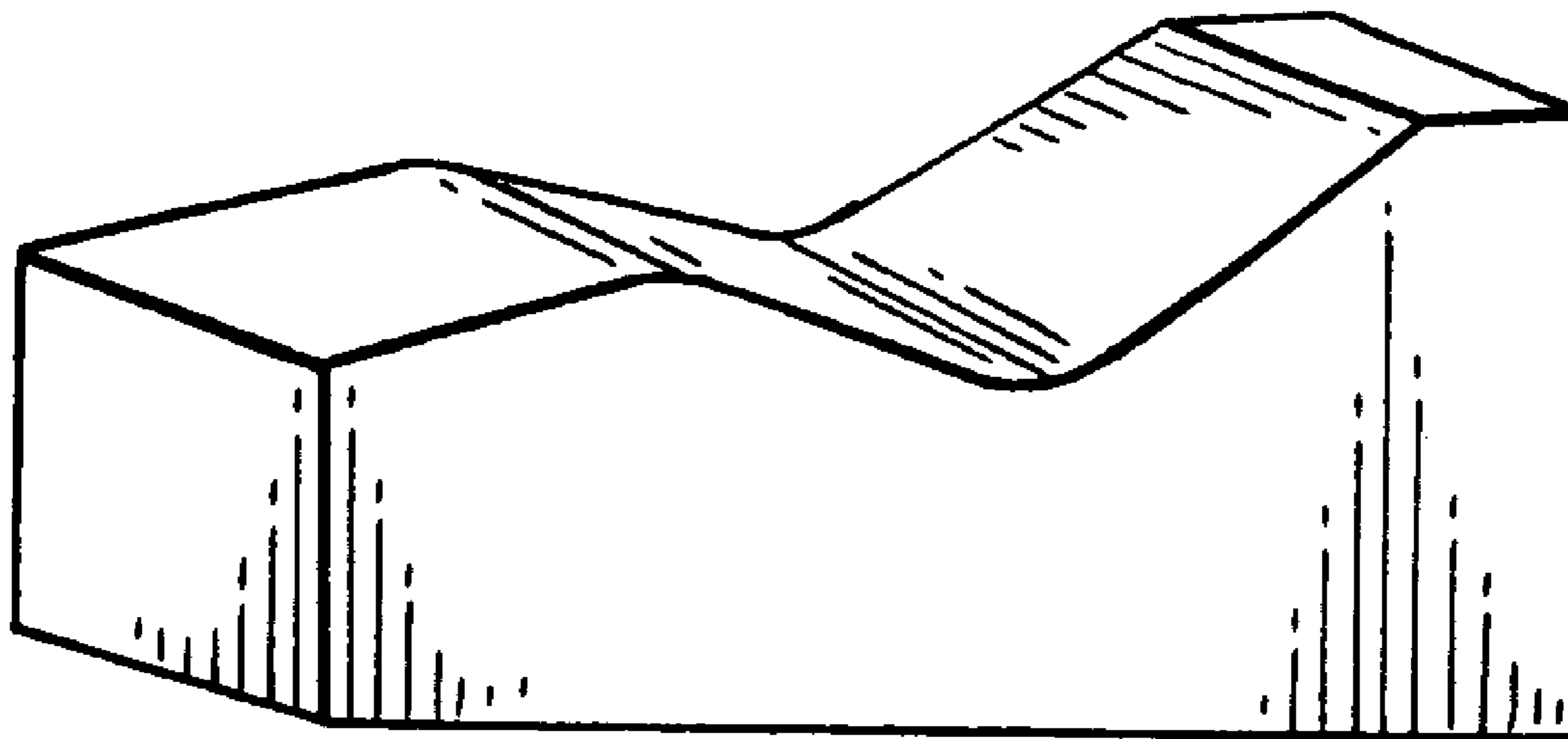


FIG. 1.

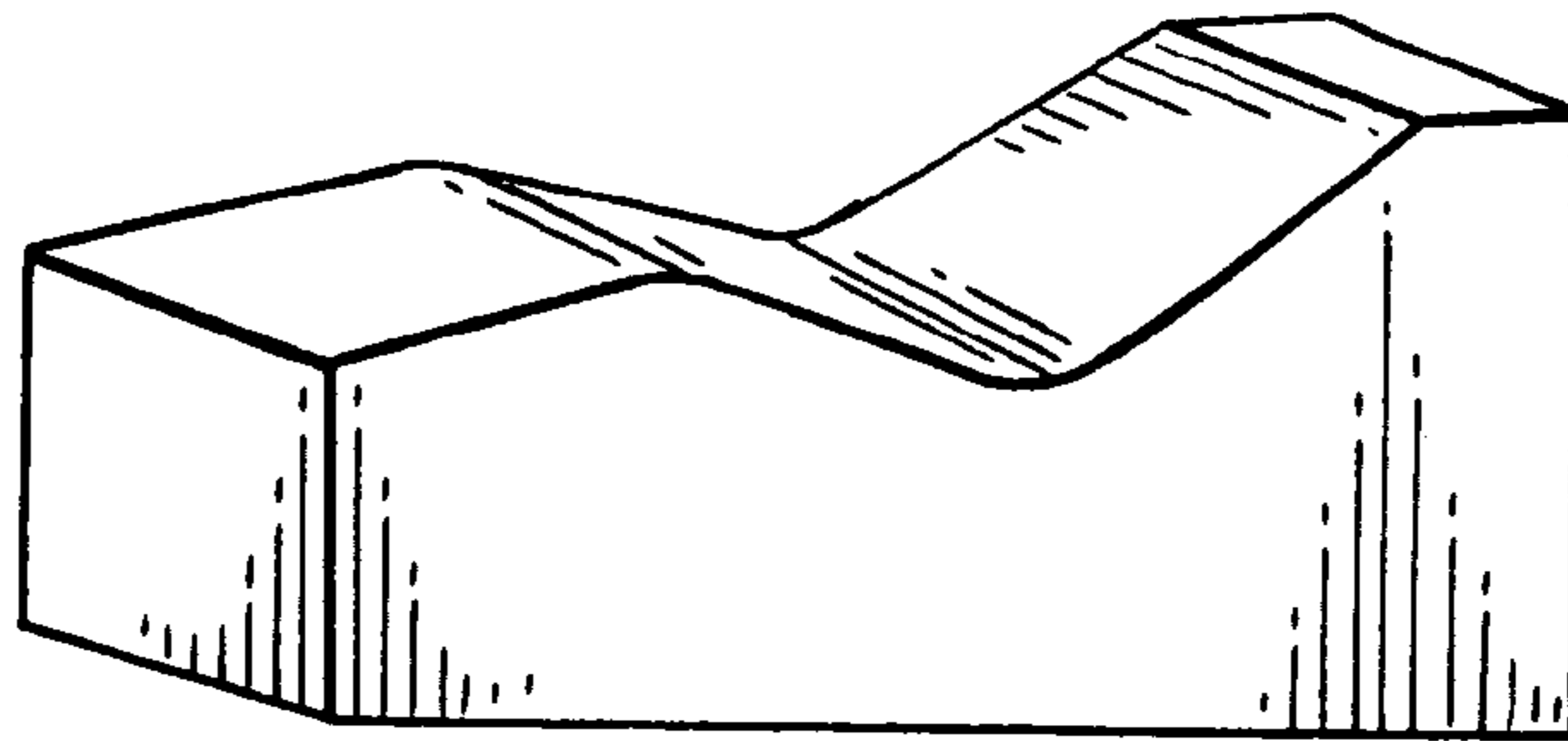


FIG. 2.

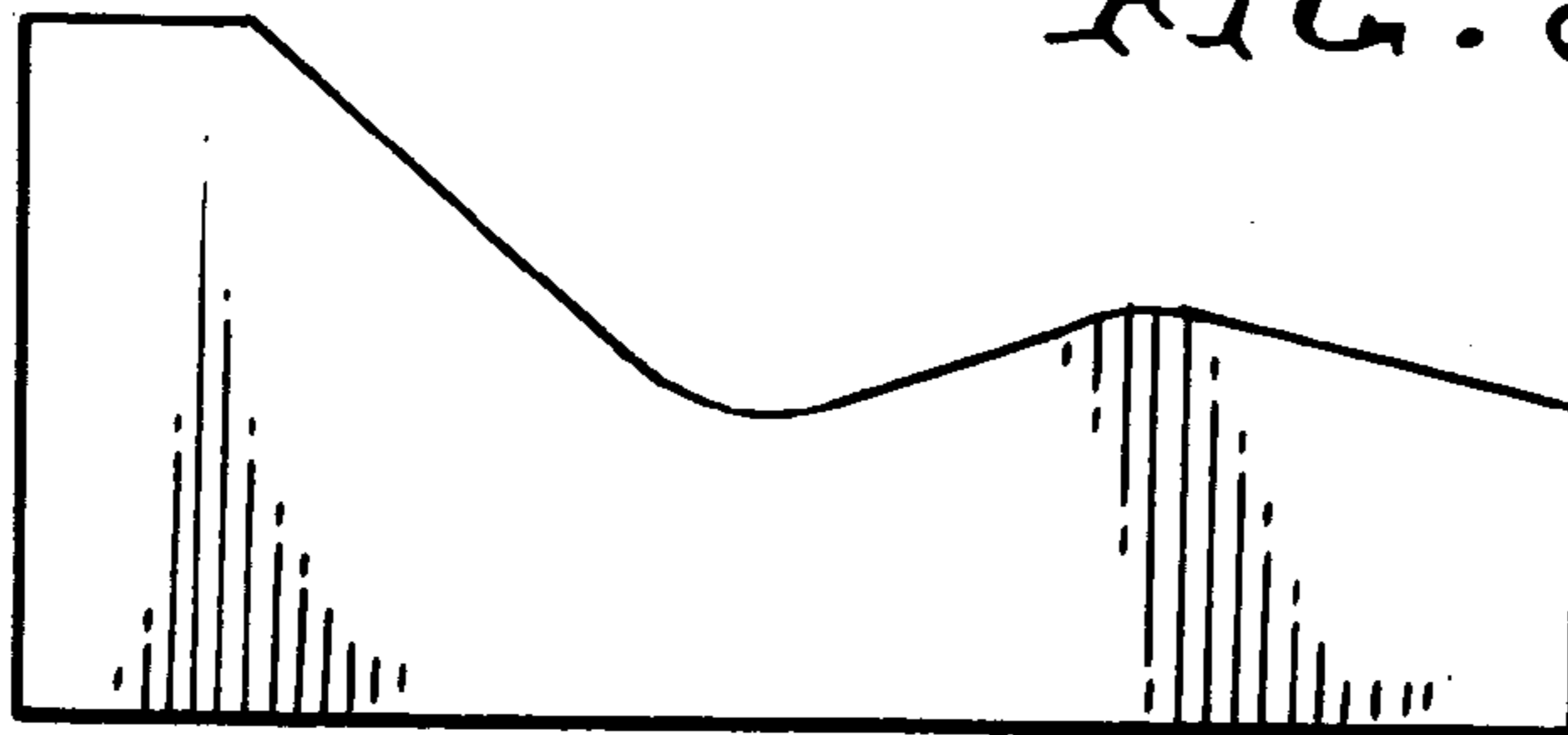


FIG. 3.

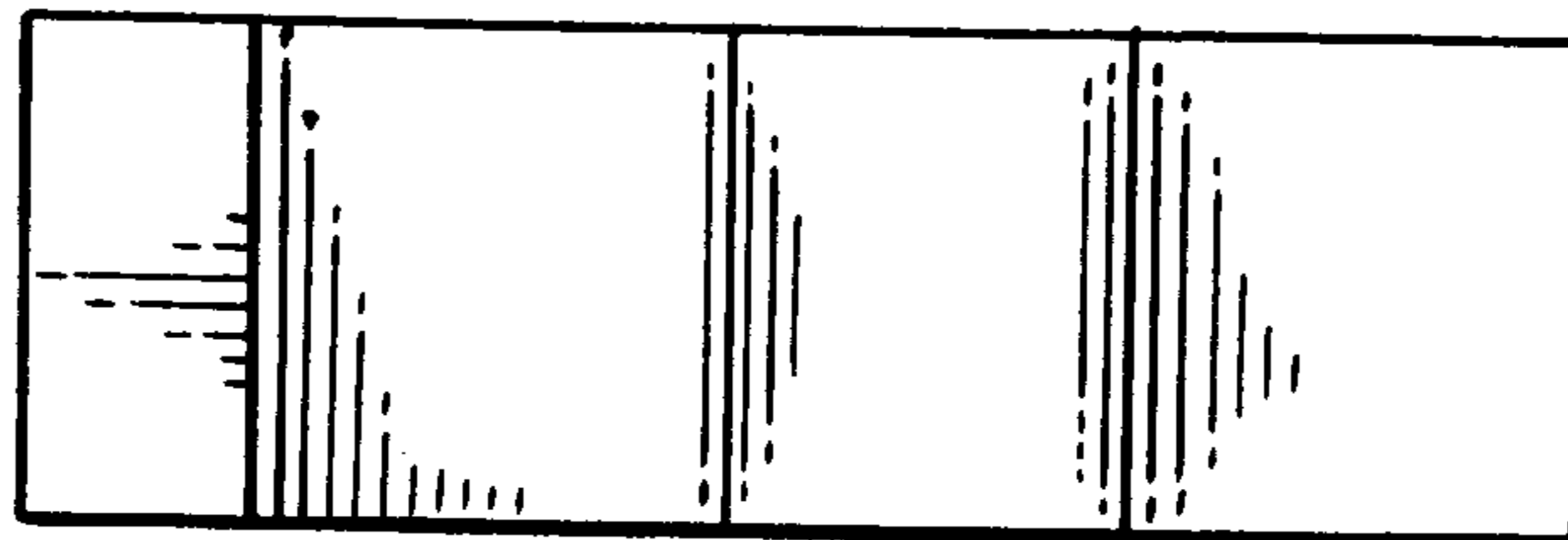


FIG. 4.

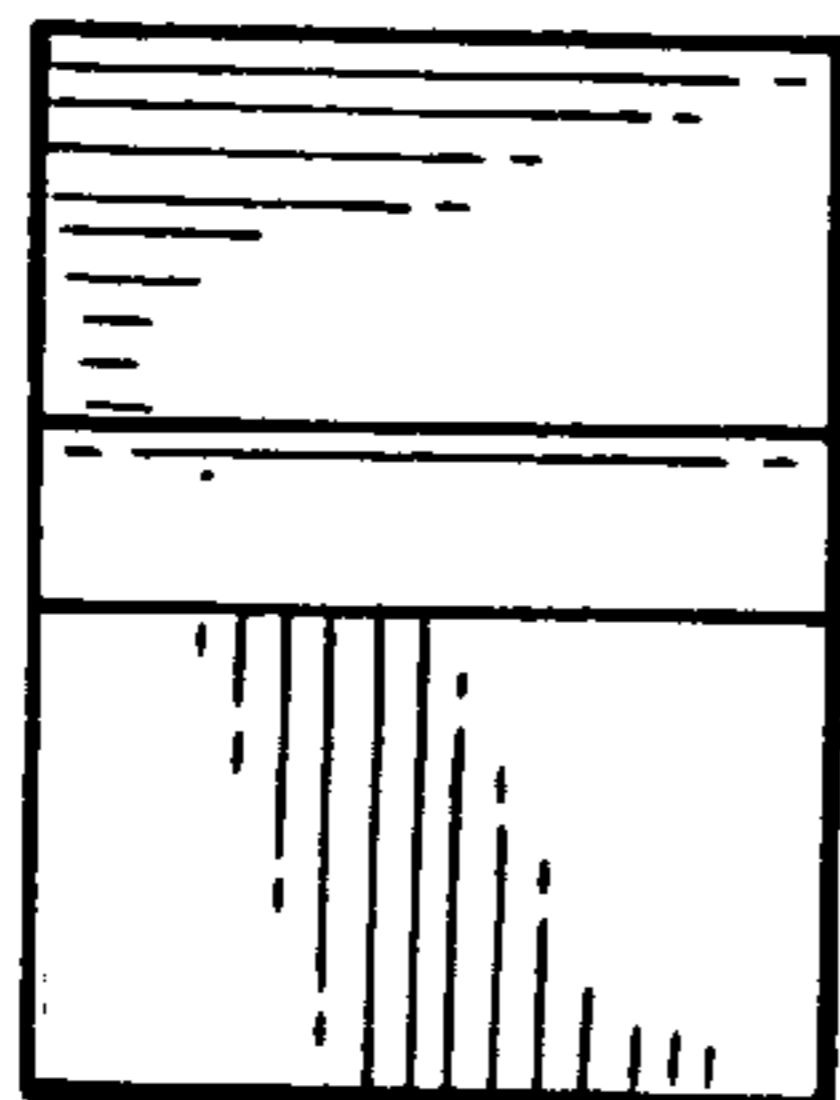


FIG. 5.

