

US00D550973S

(12) **United States Design Patent** (10) **Patent No.:** **US D550,973 S**
Caywood (45) **Date of Patent:** **** Sep. 18, 2007**

(54) **SEAT**

D385,122 S * 10/1997 Hutton D6/381
D409,852 S * 5/1999 Christa D6/381

(75) Inventor: **Gordon Caywood**, Taylorsville, NC
(US)

* cited by examiner

(73) Assignee: **La-Z-Boy Incorporated**, Monroe, MI
(US)

Primary Examiner—Sandra Snapp
(74) *Attorney, Agent, or Firm*—Harness, Dickey & Pierce,
P.L.C.

(**) Term: **14 Years**

(57) **CLAIM**

(21) Appl. No.: **29/267,436**

The ornamental design for a seat, as shown and described.

(22) Filed: **Oct. 13, 2006**

DESCRIPTION

(51) **LOC (8) Cl.** **06-01**

(52) **U.S. Cl.** **D6/334**

(58) **Field of Classification Search** D6/334,
D6/370, 374, 379–381, 500–502; 297/445.1,
297/446.1; 5/12.1

See application file for complete search history.

FIG. 1 is a front perspective view illustrating a seat in accordance with the present invention;

FIG. 2 is a left side elevational view illustrating the seat of FIG. 1, the right side view of the seat is not illustrated as it is merely a mirror image of the left side elevational view;

FIG. 3 is a front elevational view illustrating the seat of FIG. 1;

FIG. 4 is a top plan view illustrating the seat of FIG. 1; the bottom plan view of the seat is not illustrated as it forms no part of the present invention; and,

FIG. 5 is a back elevational view of the seat of FIG. 1.

It will be understood that the broken lines shown in FIGS. 1, 2, 3, and 5, illustrate structure associated with the present invention but form no part of the claimed design.

(56) **References Cited**

U.S. PATENT DOCUMENTS

D235,284 S * 6/1975 Gill D6/334
D237,436 S * 11/1975 Warren D6/381
D238,634 S * 2/1976 Winrow D6/381
D238,915 S * 2/1976 Long D6/334
D241,793 S * 10/1976 Winrow D6/381
D245,296 S * 8/1977 Long D6/381
D253,379 S * 11/1979 Long D6/381
D358,044 S * 5/1995 Lowman D6/381

1 Claim, 2 Drawing Sheets




FIG 1

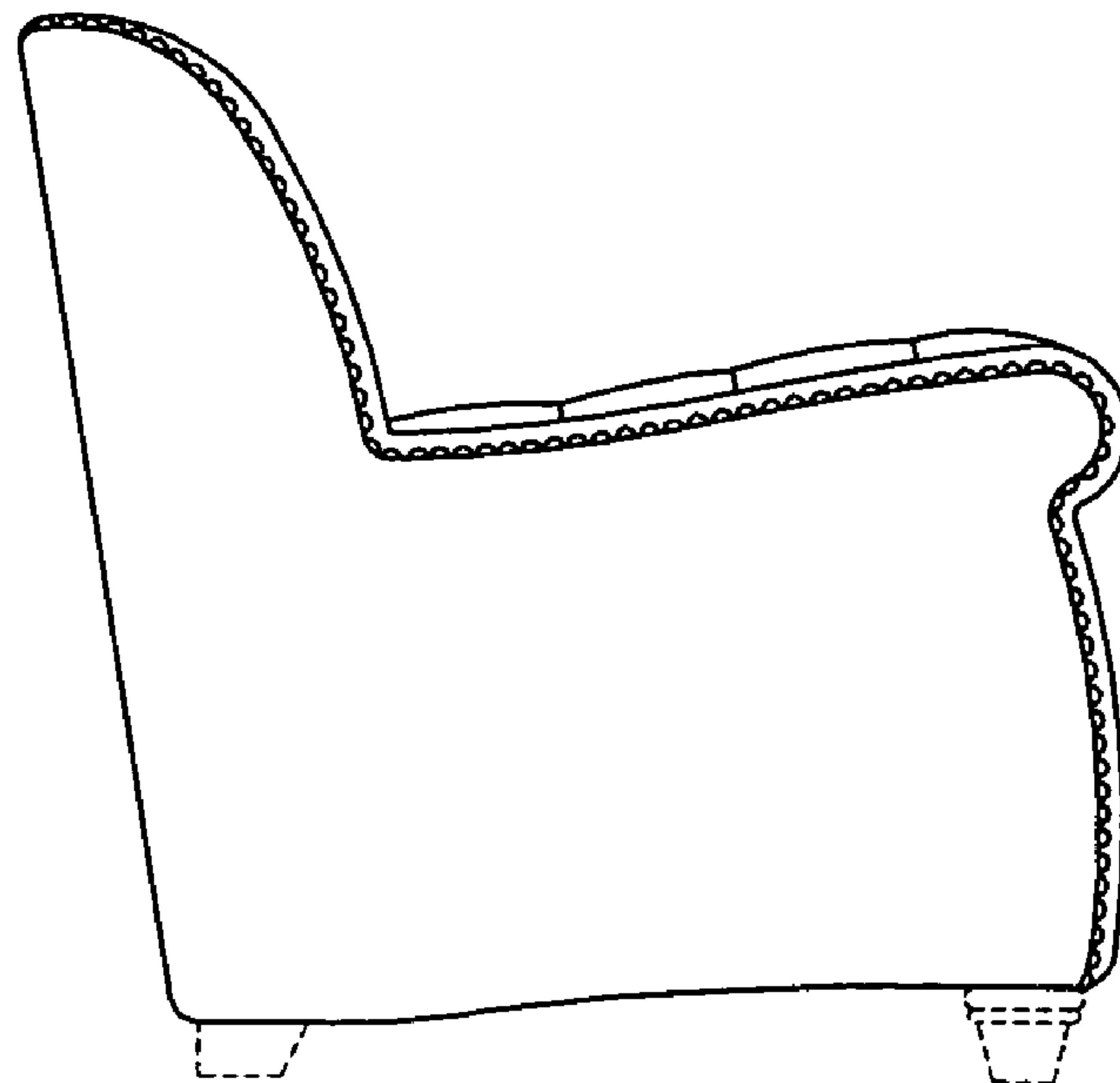



FIG 2

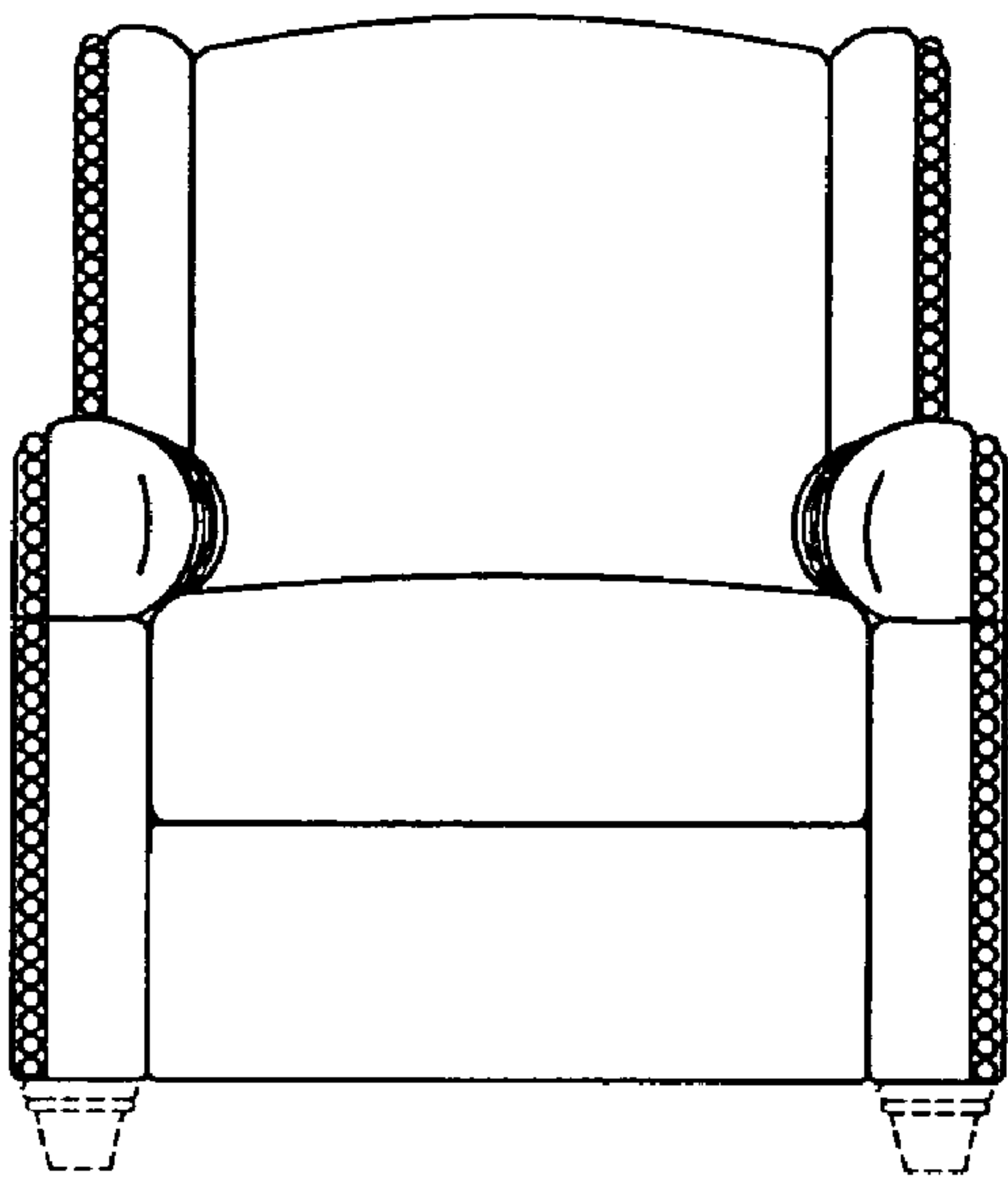


FIG 3

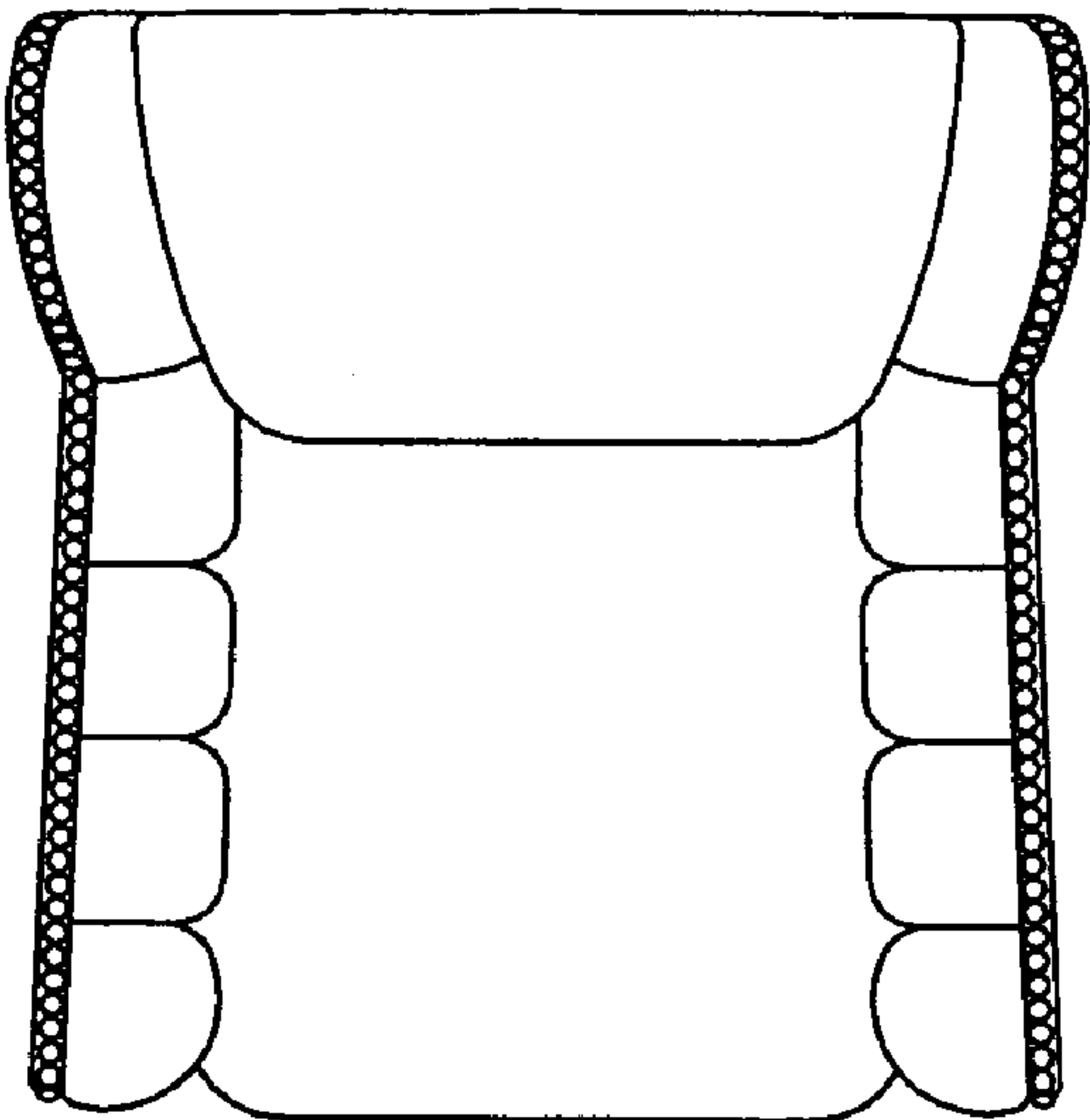


FIG 4




FIG 5