



US00D550964S

(12) **United States Design Patent**
Bettua et al.

(10) **Patent No.:** **US D550,964 S**

(45) **Date of Patent:** **** Sep. 18, 2007**

(54) **LUGGAGE PANEL**

(75) Inventors: **Michael Bettua**, Hoboken, NJ (US);
Kiran Joseph, Chennai (IN); **Rachel**
Matthai, Hoboken, NJ (US)

(73) Assignee: **Max Mirani LLC**, Hoboken, NJ (US)

(**) Term: **14 Years**

(21) Appl. No.: **29/248,394**

(22) Filed: **Aug. 14, 2006**

(51) **LOC (8) Cl.** **03-01**

(52) **U.S. Cl.** **D3/321**

(58) **Field of Classification Search** D3/273,
D3/276, 279, 283, 288, 289, 318, 321, 322,
D3/323, 902; 16/113.1, 405; 150/105, 127,
150/128, 129, 130; 190/18 A, 18 R, 28,
190/37, 100, 102, 103, 105, 107, 108, 109,
190/111, 113, 115, 119, 122, 124, 125, 126,
190/127; 280/37, 47.17, 47.26, 47.34

See application file for complete search history.

(56) **References Cited**

U.S. PATENT DOCUMENTS

21,384 A	8/1858	Timby	
736,871 A	8/1903	O'Brien	
1,636,838 A	7/1927	Roser	
2,018,809 A	10/1935	Rodgers	
2,136,669 A *	11/1938	Bracken	190/113
2,425,035 A	8/1947	Garnett	
D147,825 S *	11/1947	Wemyss	190/115
2,538,616 A	1/1951	Cross	
D217,107 S *	4/1970	Cassidy et al.	190/115
3,647,035 A	3/1972	Honig	
4,128,160 A	12/1978	Popkin	
5,918,711 A	7/1999	Godshaw	

D435,967 S *	1/2001	Tiramani et al.	D3/273
6,244,399 B1	6/2001	Burkestrand	
6,302,250 B1 *	10/2001	Sadow et al.	190/18 A
6,443,274 B1	9/2002	Klamm	
6,604,617 B2	8/2003	Davis	
6,926,129 B2	8/2005	Hoberman	
2005/0034948 A1	2/2005	Tiramani	

* cited by examiner

Primary Examiner—Louis S. Zarfes

Assistant Examiner—Monica A. Weingart

(74) *Attorney, Agent, or Firm*—Patent Best; Andrew McAleavey

(57) **CLAIM**

The ornamental design for a luggage panel, as shown and described.

DESCRIPTION

FIG. 1 is a front perspective view of a luggage panel showing our new design;

FIG. 2 is a front elevational view thereof;

FIG. 3 is a right side elevational view thereof;

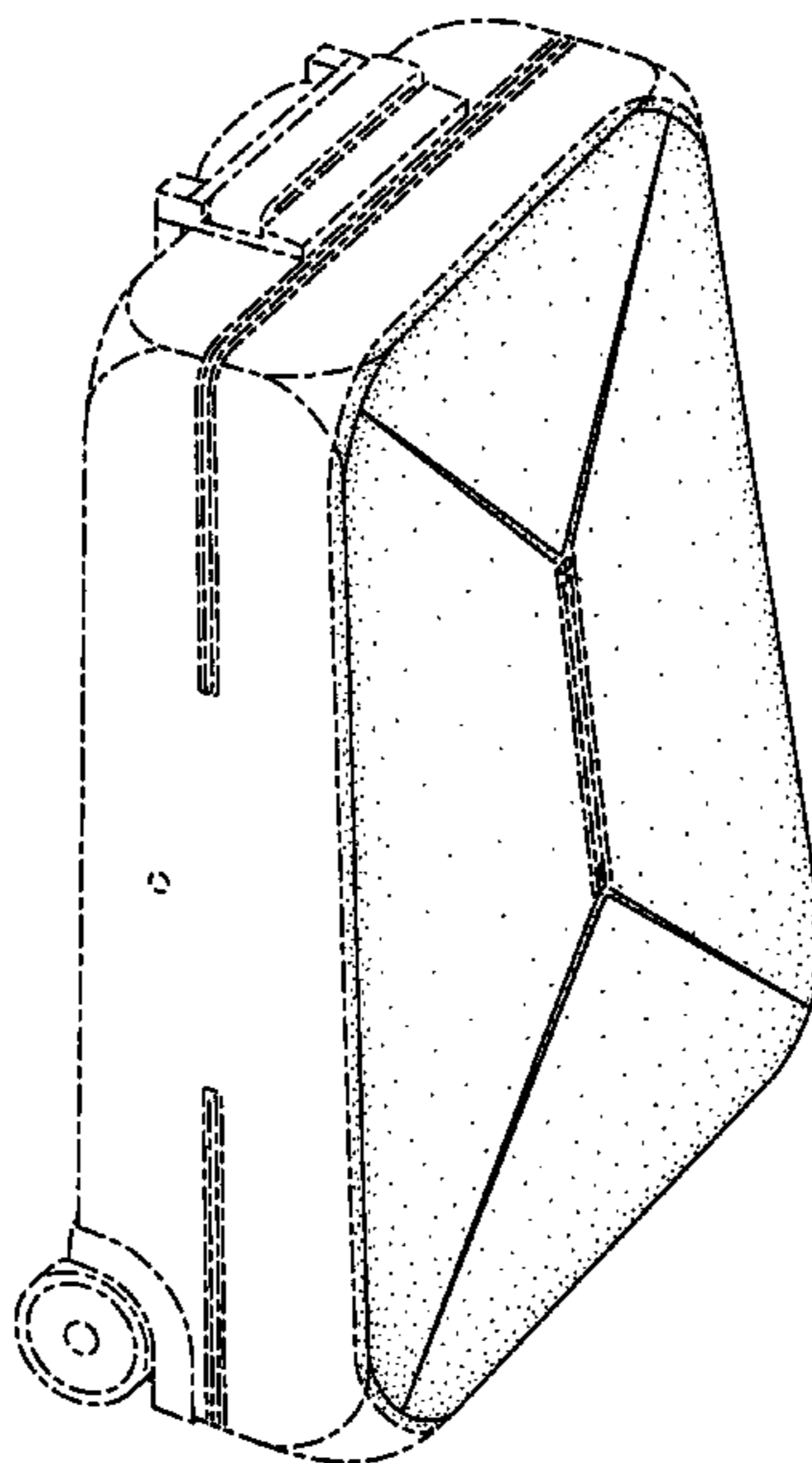
FIG. 4 is a left side elevational view thereof;

FIG. 5 is a top plan view thereof; and,

FIG. 6 is a bottom plan view thereof.

In the above-described drawing figures, the broken lines immediately adjacent the shaded areas represent the bounds of the claimed design, while all other broken lines are directed to environment and are for illustrative purposes only; the broken lines form no part of the claimed design. Additionally, the rear face of the luggage panel is flat and contains no surface ornamentation.

1 Claim, 4 Drawing Sheets



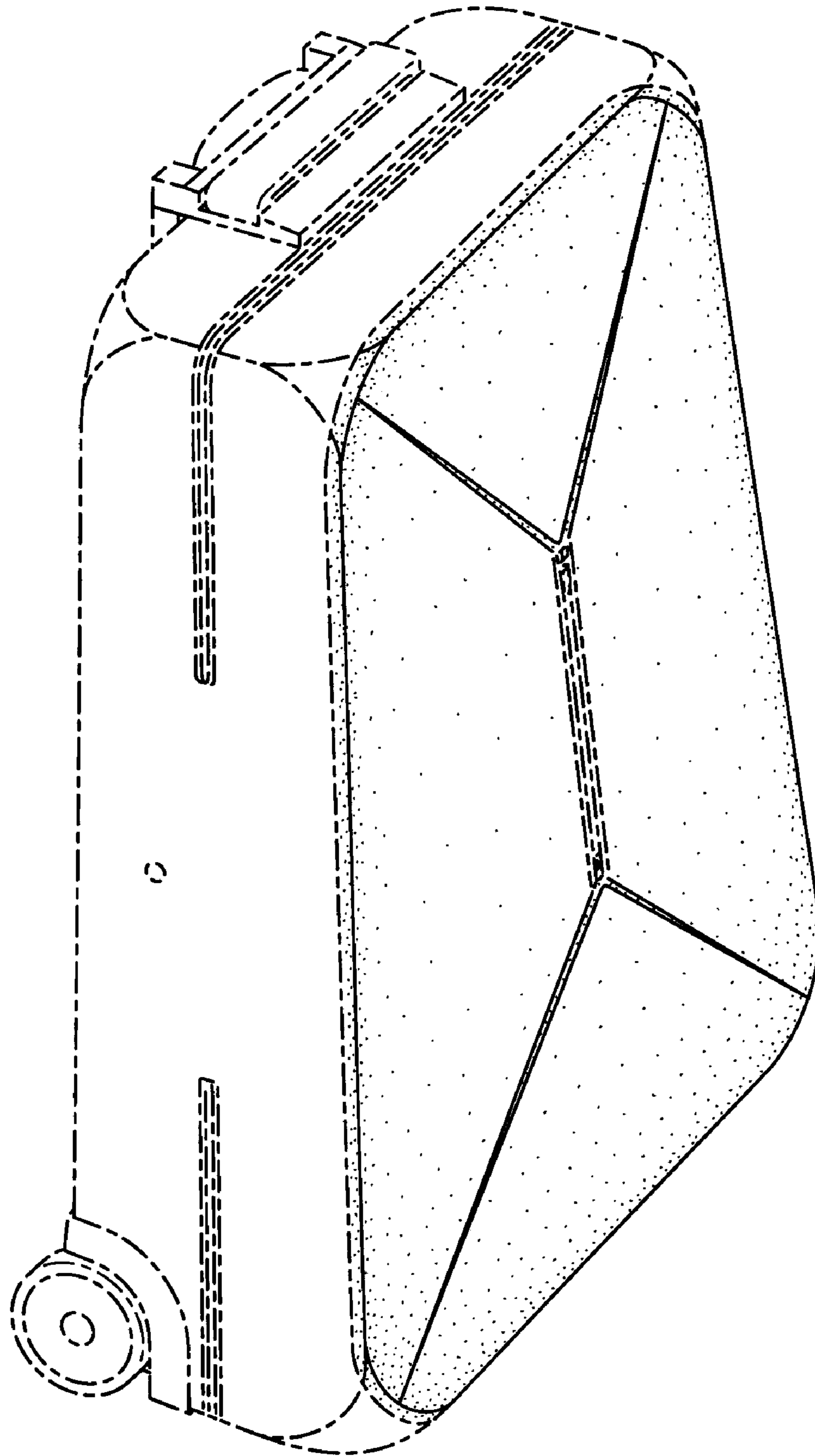


FIG. 1

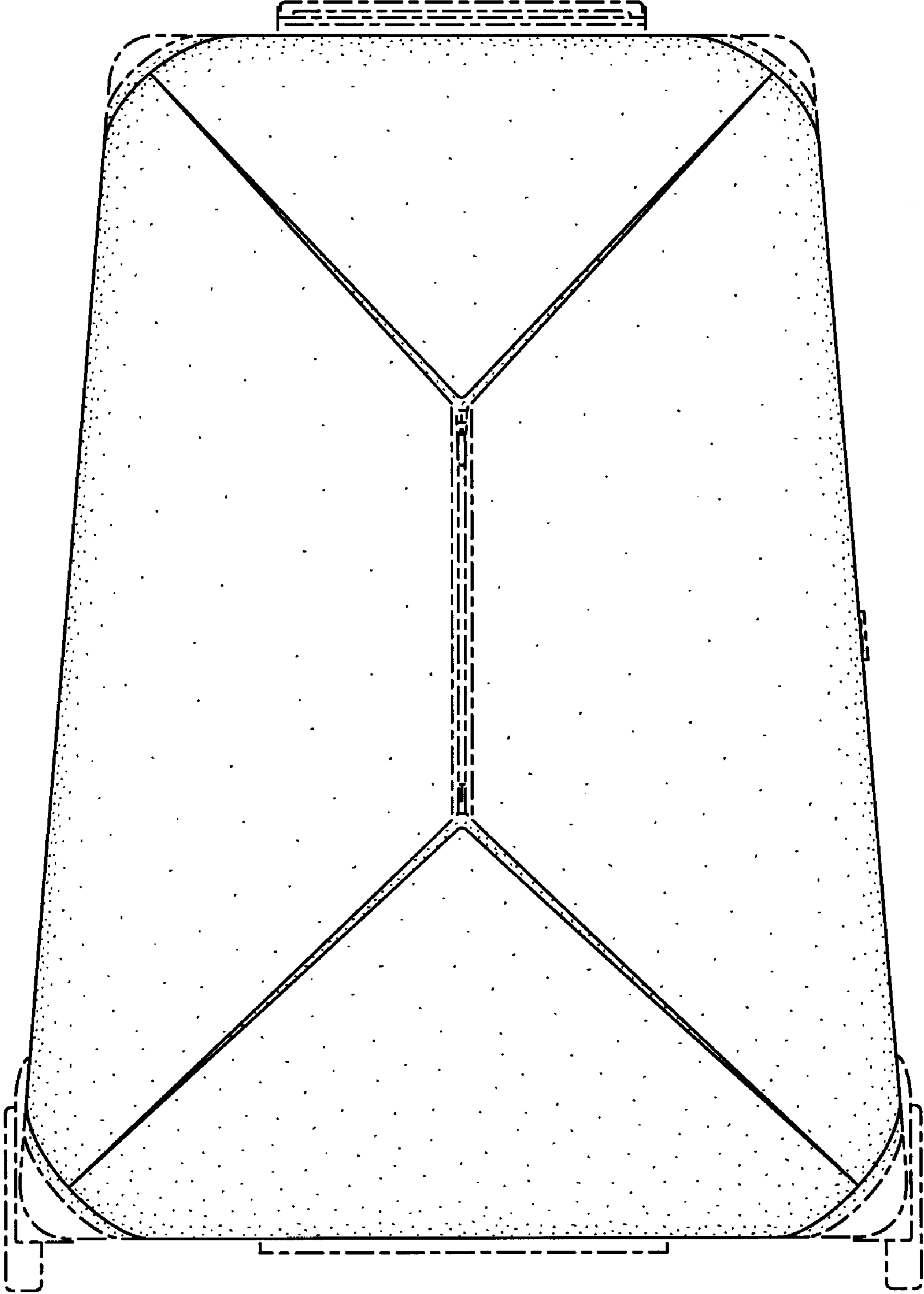


FIG. 2

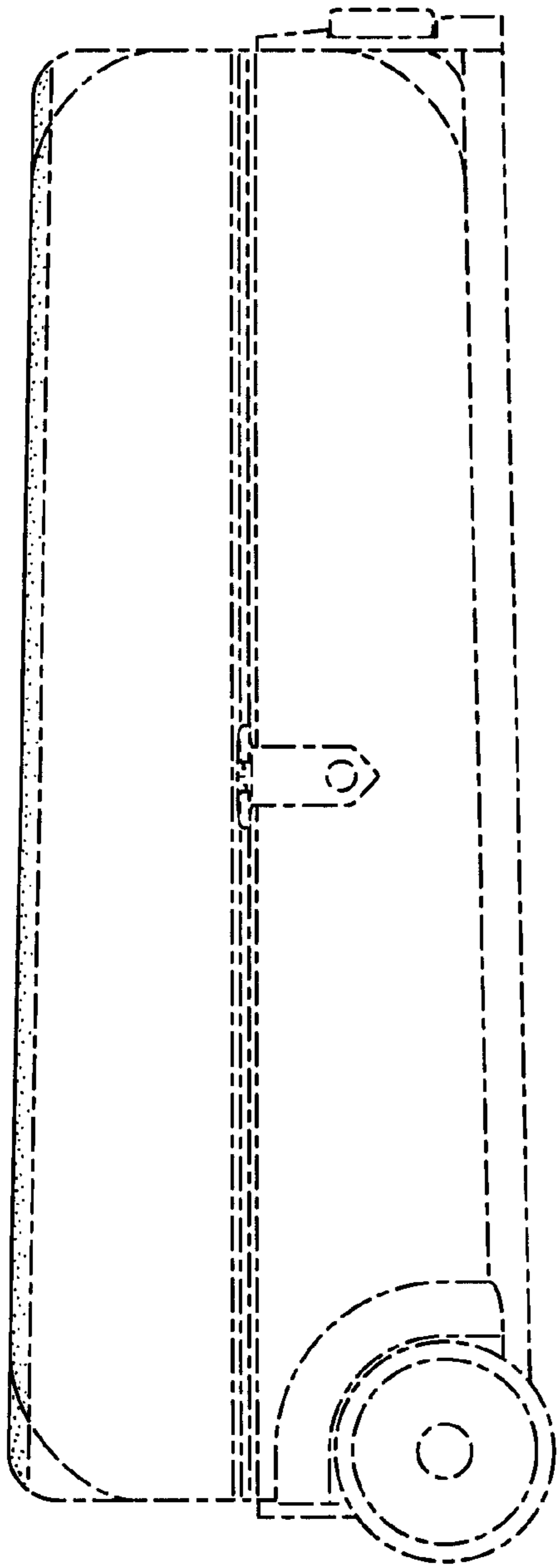


FIG. 3

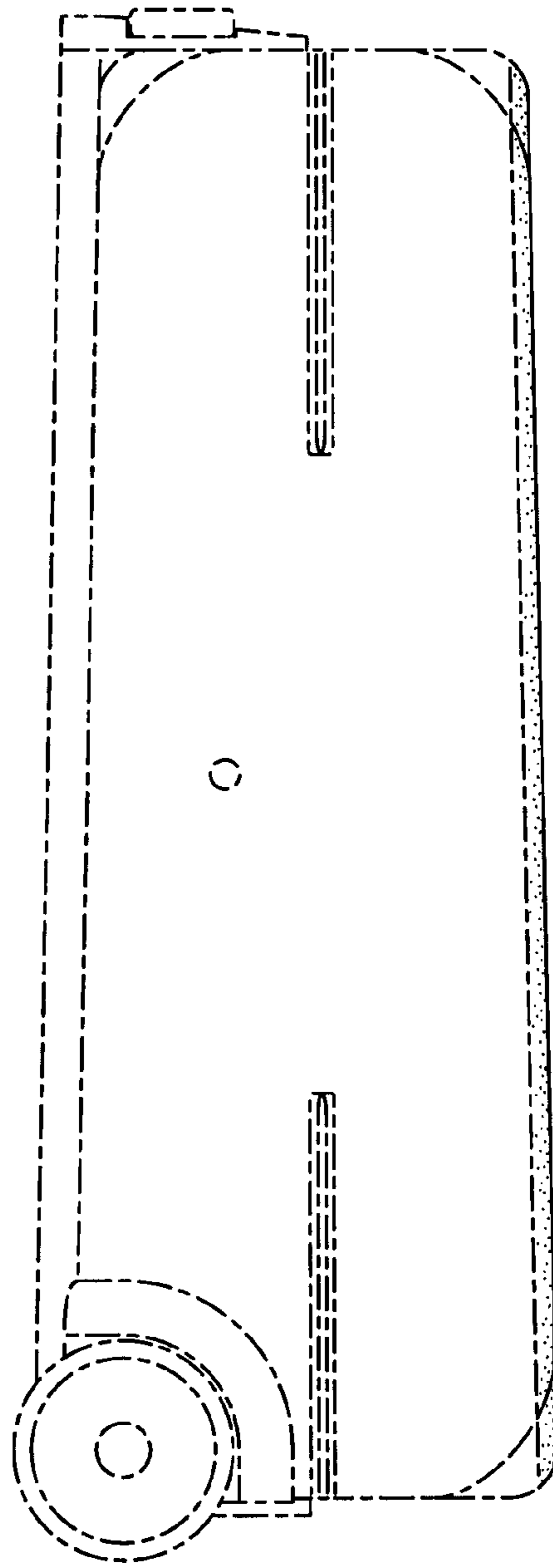


FIG. 4

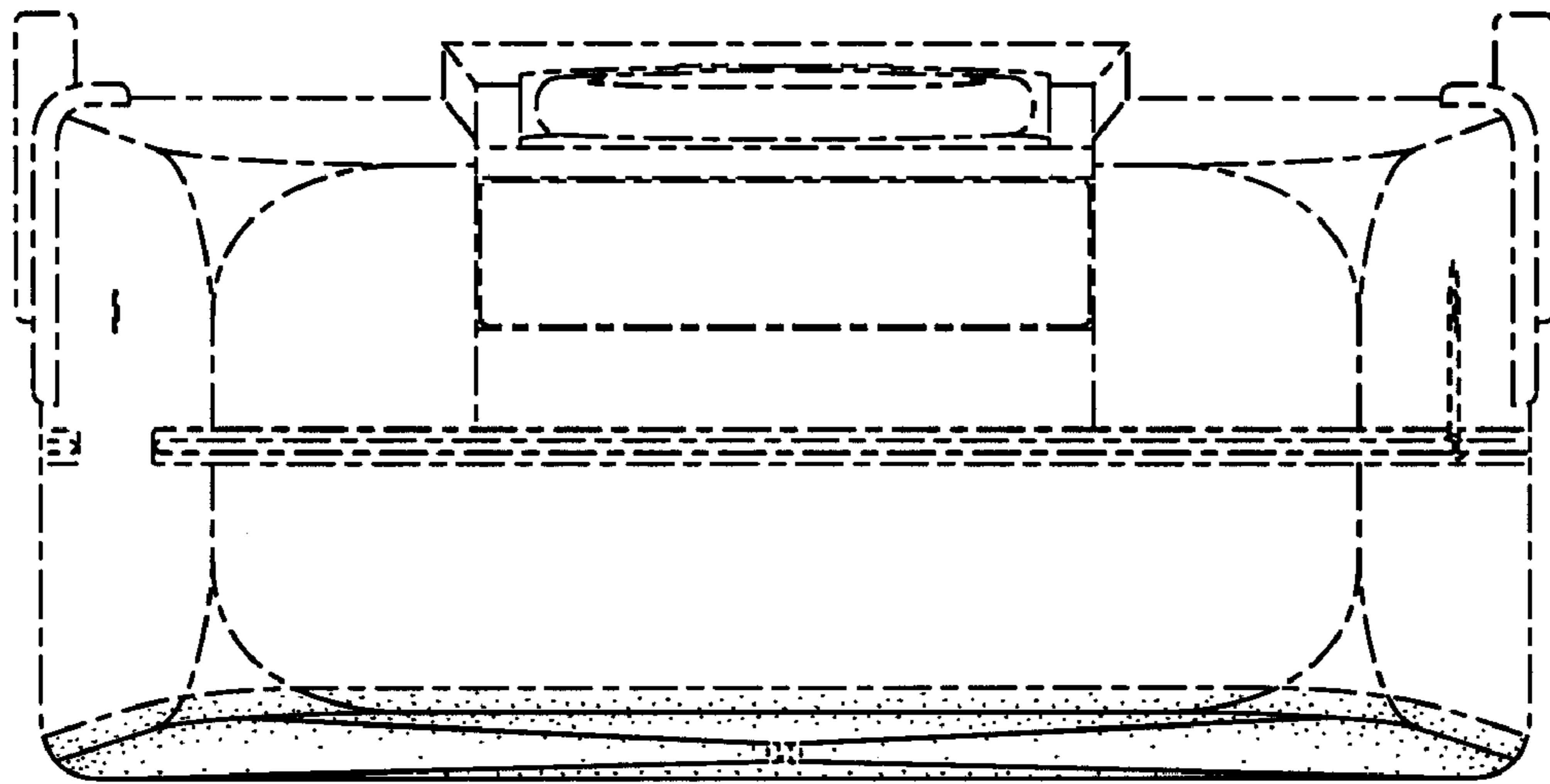


FIG. 5

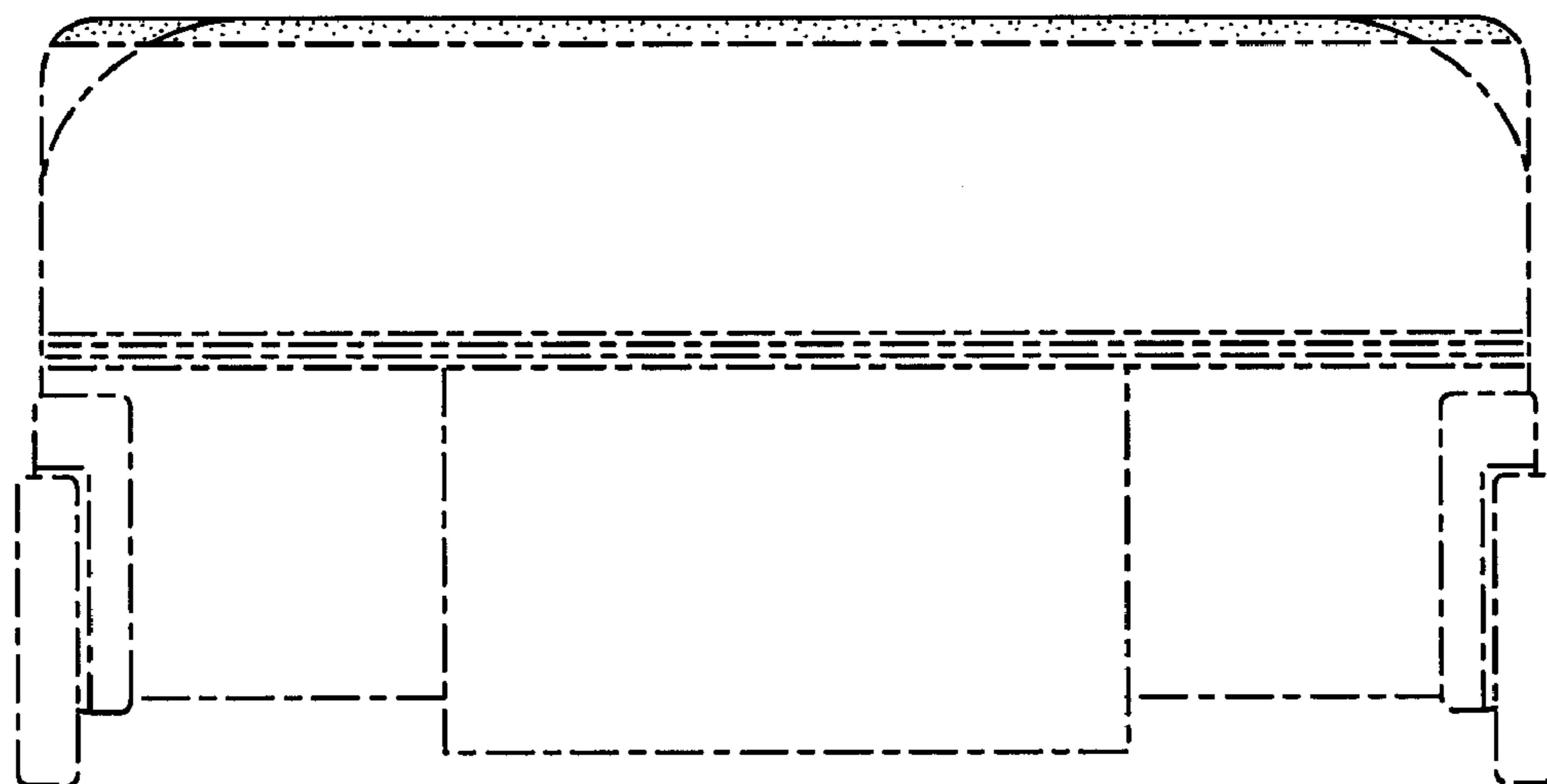


FIG. 6