



US00D550951S

(12) **United States Design Patent**
Belsky

(10) **Patent No.:** **US D550,951 S**

(45) **Date of Patent:** **** Sep. 18, 2007**

(54) **CANE CATCHER**

(76) Inventor: **Mari-Lynn Belsky**, 2591 Montego Pl.,
Medford, OR (US) 97504

(**) Term: **14 Years**

(21) Appl. No.: **29/267,297**

(22) Filed: **Oct. 10, 2006**

(51) **LOC (8) Cl.** **03-03**

(52) **U.S. Cl.** **D3/10**

(58) **Field of Classification Search** D3/10,
D3/215-218, 329, 207, 228; D11/3-12;
224/251, 607, 914-915, 217-222, 267; 135/65-67;
24/3.2, 304; D8/382, 300

See application file for complete search history.

(56) **References Cited**

U.S. PATENT DOCUMENTS

975,430	A	11/1910	Humma et al.	224/220
1,331,633	A	2/1920	Fetters	135/65
D159,232	S *	7/1950	Silson	D11/13
4,958,758	A *	9/1990	Tipple et al.	224/267
D380,585	S *	7/1997	Olson	D8/382
D392,583	S *	3/1998	Hoffman	D11/7
5,758,808	A	6/1998	Epps et al.	224/257
D435,721	S *	1/2001	Lukach	D3/215

D438,372	S *	3/2001	Taylor	D3/10
6,216,319	B1 *	4/2001	Elkins	24/3.2
6,997,362	B1 *	2/2006	Pidcock	224/607
D520,738	S *	5/2006	Tarantino	D3/218
2006/0226315	A1 *	10/2006	Beasley et al.	248/229.13

* cited by examiner

Primary Examiner—Catherine R. Oliver

(74) *Attorney, Agent, or Firm*—Robert E. Howard

(57) **CLAIM**

The ornamental design for a cane catcher, as shown and described.

DESCRIPTION

FIG. 1 is a front elevation view of the cane catcher of the present invention, the rear elevation view being a mirror image thereof;

FIG. 2 is a right side elevation view thereof; and,

FIG. 3 is a left side perspective view thereof showing the environment of the cane catcher in use.

The broken line showing of environment in the drawings is for illustrative purposes only and forms no part of the claimed design.

1 Claim, 2 Drawing Sheets




Fig. 1




Fig. 2




Fig. 3

