



US00D550950S

(12) **United States Design Patent**  
**Vanderminden**

(10) **Patent No.:** **US D550,950 S**

(45) **Date of Patent:** **\*\* Sep. 18, 2007**

(54) **CAST UMBRELLA BASE**

D470,305 S \* 2/2003 Clarke ..... D3/10  
D485,055 S \* 1/2004 Taylor ..... D3/10  
D495,536 S \* 9/2004 Lucht ..... D6/495

(75) Inventor: **William M. Vanderminden,**  
Queensbury, NY (US)

\* cited by examiner

(73) Assignee: **Telescope Casual Furniture, Inc.,**  
Granville, NY (US)

*Primary Examiner*—Louis S. Zarfes

*Assistant Examiner*—Anhdao Doan

(\*\*) Term: **14 Years**

(74) *Attorney, Agent, or Firm*—Francis C. Hand; Carella,  
Byrne, Bain et al.

(21) Appl. No.: **29/263,610**

(57) **CLAIM**

(22) Filed: **Jul. 26, 2006**

The ornamental design for a cast umbrella base, as shown  
and described.

(51) **LOC (8) Cl.** ..... **03-03**

(52) **U.S. Cl.** ..... **D3/10**

(58) **Field of Classification Search** ..... D3/5-17;  
135/15.1, 16, 19.5, 20.1, 21-24, 25.1, 25.4,  
135/25.7, 98; D6/495; 248/519, 523  
See application file for complete search history.

**DESCRIPTION**

FIG. 1 is a perspective front view of a cast umbrella base in  
accordance with the invention;

FIG. 2 is a front view of the cast umbrella base of FIG. 1,  
the rear view and side views of which are the same;

FIG. 3 is a top view of the cast umbrella base of FIG. 1; and,


FIG. 4 is a bottom view of the cast umbrella base of FIG. 1.

(56) **References Cited**

**U.S. PATENT DOCUMENTS**

D285,883 S \* 9/1986 Tegze ..... D6/495  
D305,702 S \* 1/1990 Taliani et al. .... D3/10

**1 Claim, 4 Drawing Sheets**



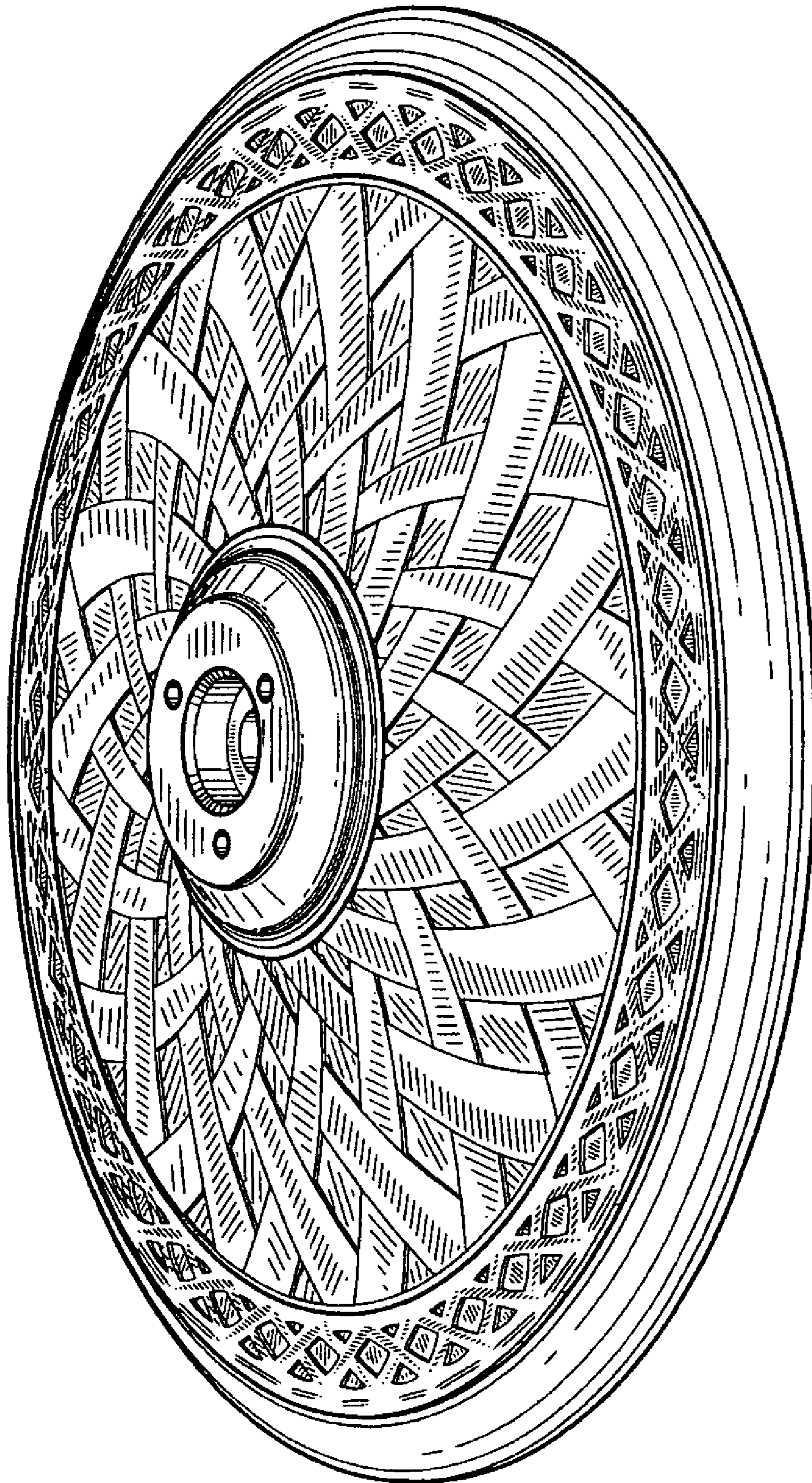
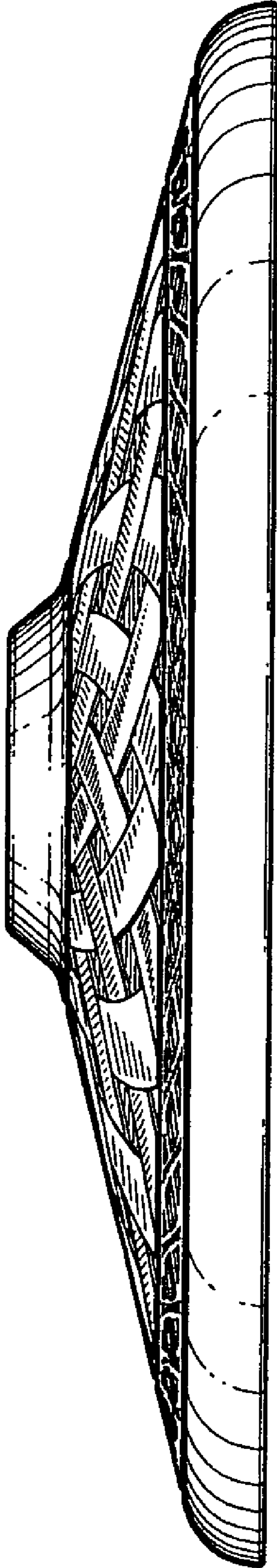


FIG. 1



**FIG. 2**




FIG. 3

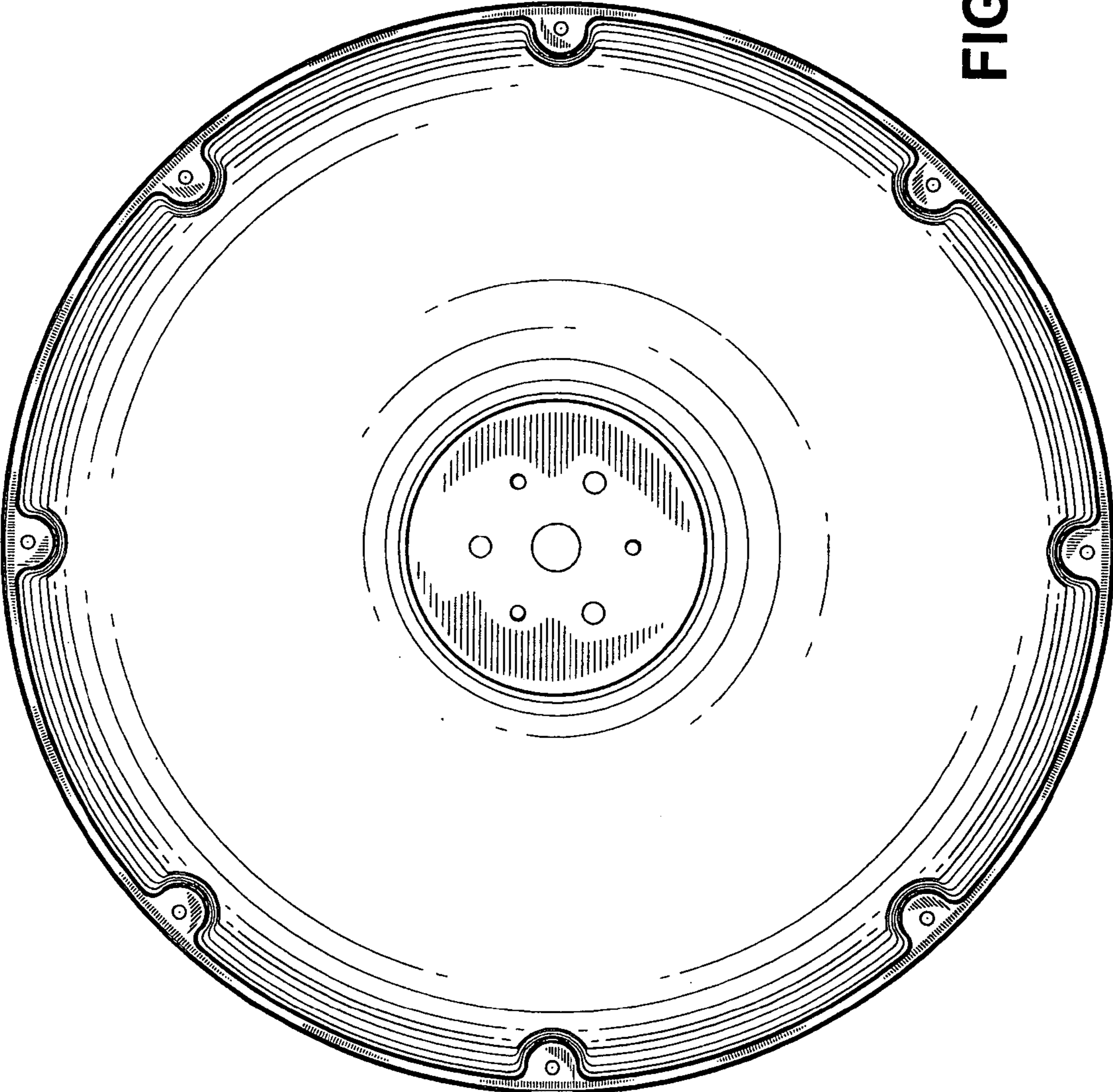


FIG. 4