



US00D550949S

(12) **United States Design Patent**
Bouley et al.

(10) **Patent No.:** **US D550,949 S**

(45) **Date of Patent:** **** Sep. 18, 2007**

(54) **FAN AND FLAG COMBINATION**

D525,319 S * 7/2006 Greenwald D20/41

(76) Inventors: **Steven C. Bouley**, 10322 Mission
Creek, Converse, TX (US) 78109;
Layla Bouley, 10322 Mission Creek,
Converse, TX (US) 78109

* cited by examiner

Primary Examiner—Louis S. Zarfes
Assistant Examiner—Anhdao Doan

(**) Term: **14 Years**

(57) **CLAIM**

(21) Appl. No.: **29/268,544**

The ornamental design for a fan and flag combination, as shown and described.

(22) Filed: **Nov. 7, 2006**

DESCRIPTION

(51) **LOC (8) Cl.** **03-04**

FIG. 1 is a perspective view of our design;

(52) **U.S. Cl.** **D3/4; D11/166**

FIG. 2 is a top view of our design;

(58) **Field of Classification Search** D3/1-4;
D11/165, 166, 181, 182; D20/40, 41; 416/70 R,
416/71-73, 70 A, 74

FIG. 3 is a bottom view of our design;

See application file for complete search history.

FIG. 4 is a front view of our design, the opposite side view
being a mirror image thereof;

FIG. 5 is a left side view of our design; and,

FIG. 6 is a right side view of our design.

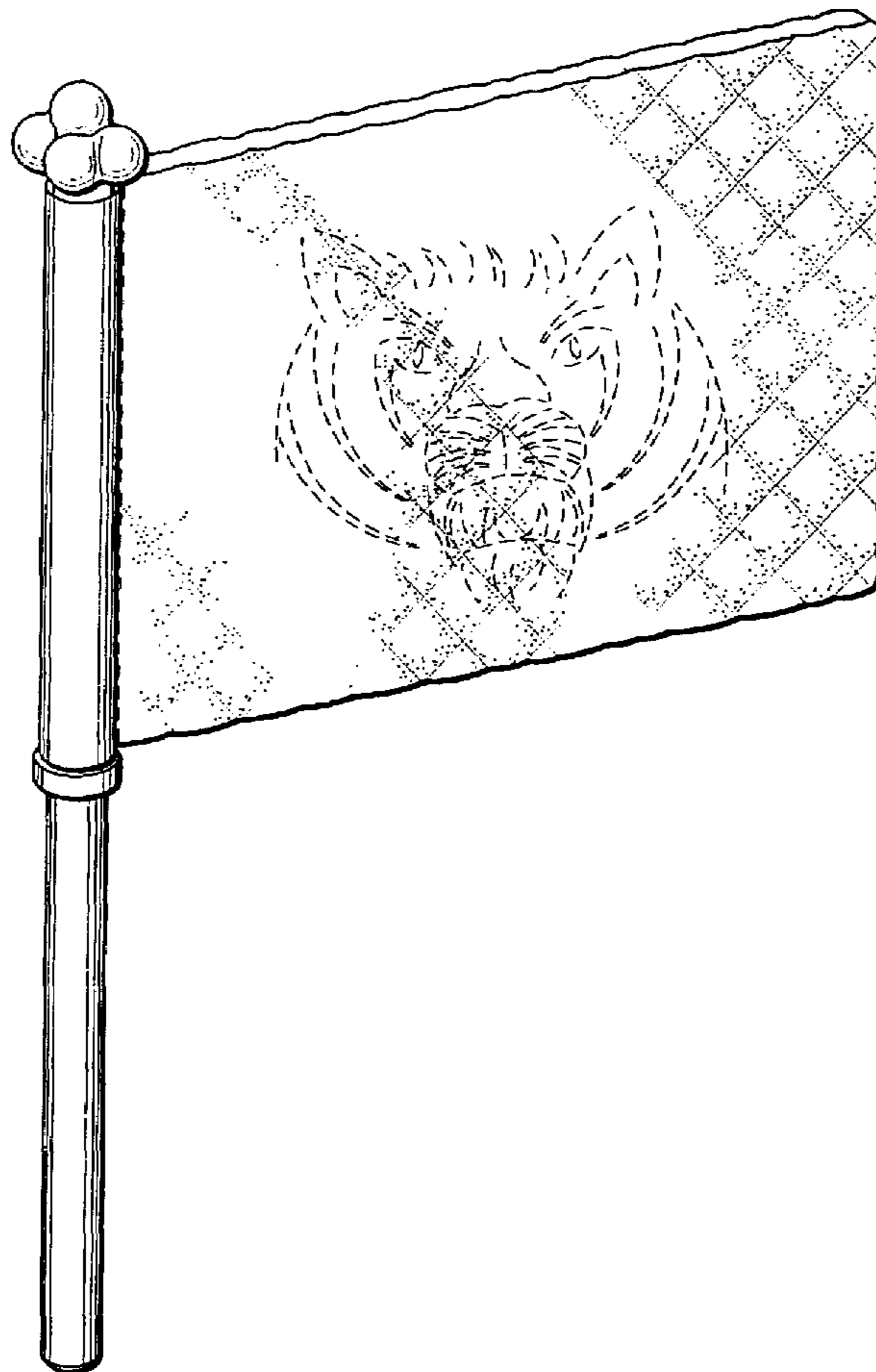
(56) **References Cited**

The features shown in broken lines in FIGS. 1 and 4 are
shown for illustrative purposes only and form no part of the
claimed design.

U.S. PATENT DOCUMENTS

270,611 A *	1/1883	Spelman	416/72
D349,924 S *	8/1994	Fisch	D11/166
5,533,464 A *	7/1996	Todd	116/174
D464,912 S *	10/2002	Powell	D11/166

1 Claim, 2 Drawing Sheets



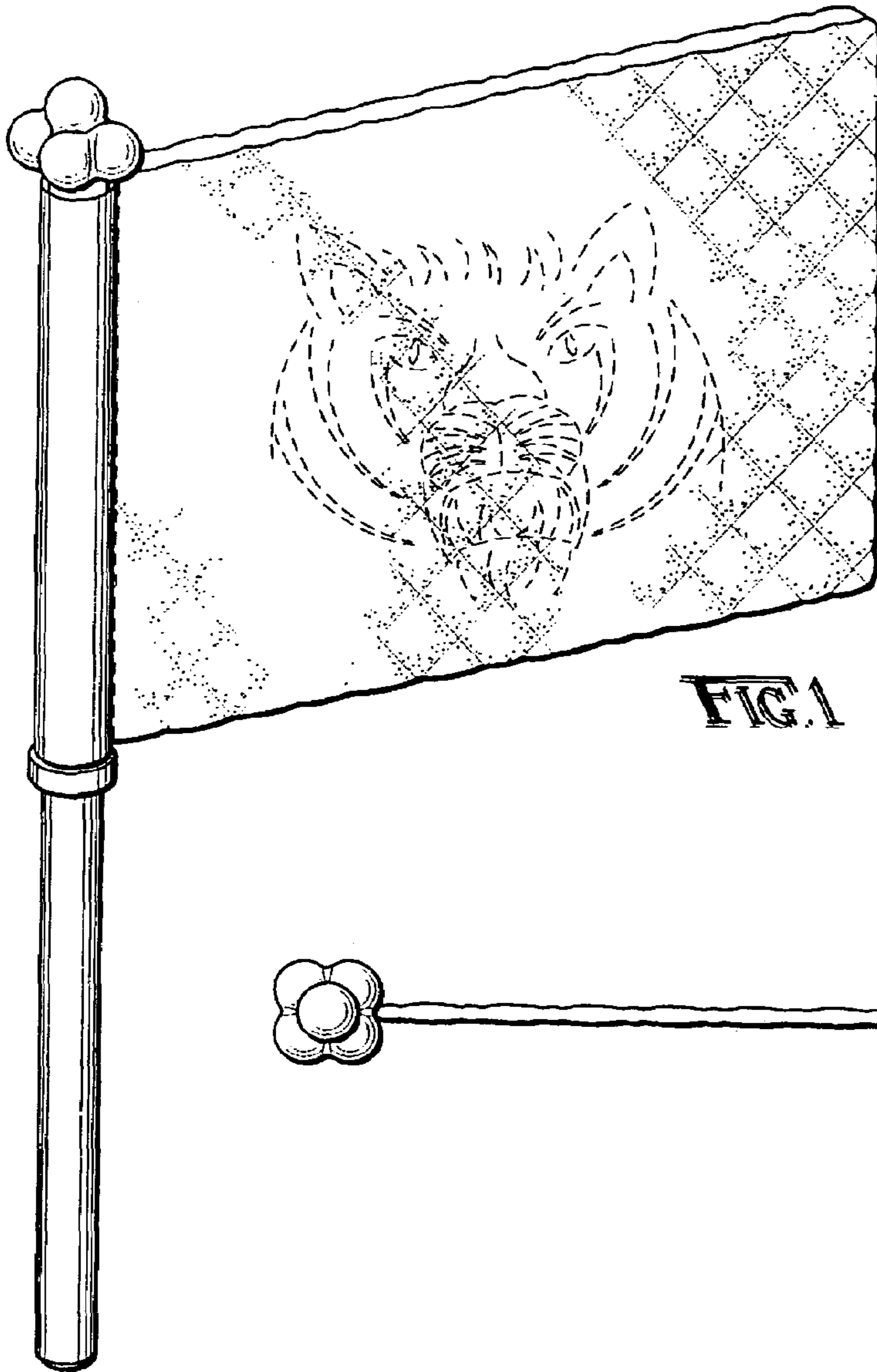


FIG. 1




FIG. 2




FIG. 3

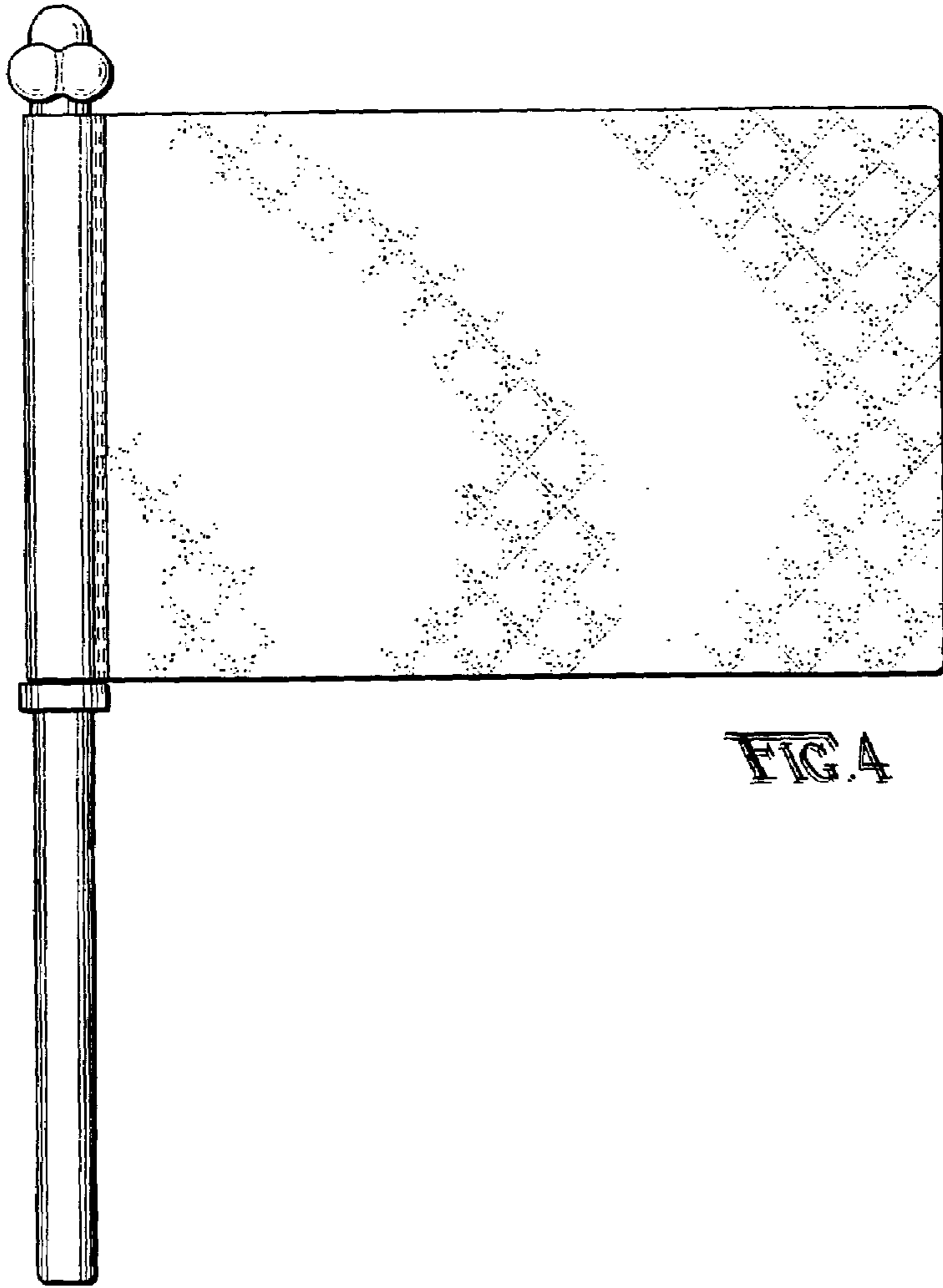


FIG. 4



FIG. 5



FIG. 6