



US00D550947S

(12) **United States Design Patent** (10) **Patent No.:** **US D550,947 S**
Caine (45) **Date of Patent:** **** Sep. 18, 2007**

(54) **PORTION OF A SHOE UPPER**
(75) Inventor: **Andrew Caine**, Portland, OR (US)
(73) Assignee: **Nike, Inc.**, Beaverton, OR (US)
(**) Term: **14 Years**
(21) Appl. No.: **29/280,145**
(22) Filed: **May 17, 2007**

(51) **LOC (8) Cl.** **02-99**
(52) **U.S. Cl.** **D2/972**
(58) **Field of Classification Search** D2/902,
D2/904, 906-908, 943, 944, 947, 969, 972-974;
36/45, 50.1, 77 M, 77 R, 83, 88, 113, 114,
36/126-131
See application file for complete search history.

(56) **References Cited**
U.S. PATENT DOCUMENTS

D125,427 S	2/1941	Pick	
D276,569 S	12/1984	Kohno	
D292,944 S	12/1987	Kelley	
D331,146 S	* 11/1992	Brown et al.	D2/969
D333,906 S	3/1993	Hatfield	
D336,148 S	* 6/1993	Adams	D2/969
D340,127 S	* 10/1993	Dyer et al.	D2/969
D347,724 S	* 6/1994	Teague	D2/969
D353,039 S	* 12/1994	O'Rorke	D2/969
D370,113 S	5/1996	Pyle	
D385,993 S	* 11/1997	Avar	D2/972
D391,064 S	2/1998	Backus	
D404,558 S	1/1999	Blakeslee	
D448,148 S	* 9/2001	Matis et al.	D2/969
D474,883 S	* 5/2003	Cooper	D2/972
D475,520 S	* 6/2003	Avar	D2/972
D492,097 S	6/2004	Magro	
D494,352 S	8/2004	Fullum	
D498,044 S	* 11/2004	Morris	D2/972
D499,869 S	12/2004	Belley et al.	
D507,864 S	8/2005	Robbins et al.	
D510,797 S	* 10/2005	Cass	D2/972
D511,242 S	11/2005	Magro et al.	

D511,607 S 11/2005 Della Valle
D513,449 S * 1/2006 Caron et al. D2/972

(Continued)

OTHER PUBLICATIONS

Nike Footwear Catalog, Late Spring 1996, p.p 15, published Aug. 1995.
Nike Footwear Catalog, Spring 2001, p. W128, Jun. 2000.
Nike Footwear Catalog, Fall 2001, p. W45, published Nov. 2000.
Nike Footwear Catalog, Spring 2002, p. M101, published Jun. 2001.
Nike Footwear Catalog, Spring 2004, pp. M76, M77 and M91, published Jun. 2003.
Nike Footwear Catalog, Summer 2007, p. 139, published Sep. 2006.
Nike Footwear Catalog, Holiday 2007, pp. 139 and 168, published Feb. 2007.

Primary Examiner—Dominic Simone
(74) *Attorney, Agent, or Firm*—Banner & Witcoff, Ltd.


(57) **CLAIM**

The ornamental design for a portion of a shoe upper, as shown and described.

DESCRIPTION

FIG. 1 is a first perspective view of a portion of a shoe upper showing my new design;
FIG. 2 is a second perspective view thereof;
FIG. 3 is a first side view thereof;
FIG. 4 is a third perspective view of another embodiment thereof;
FIG. 5 is a fourth perspective view of the embodiment of FIG. 4; and,
FIG. 6 is a second side view of the embodiment of FIG. 4.
The uneven broken line immediately adjacent to the shaded area represents an unclaimed boundary of the design. The uneven broken line showing of the remainder of the shoe is for illustrative purposes only and forms no part of the claimed design.

1 Claim, 6 Drawing Sheets



US D550,947 S

Page 2

U.S. PATENT DOCUMENTS

D513,556 S *	1/2006	Smith, III	D2/972	D533,988 S *	12/2006	Minami	D2/972
D513,844 S	1/2006	Robinson, Jr. et al.		D537,612 S	3/2007	Belley et al.	
D514,799 S	2/2006	Link		D538,024 S	3/2007	Belley et al.	
D521,218 S *	5/2006	Burg	D2/969	D538,025 S	3/2007	Belley et al.	
D524,032 S *	7/2006	Edwards	D2/972	D541,016 S	4/2007	Rudnick et al.	
D525,774 S *	8/2006	Chang	D2/972	D542,019 S *	5/2007	Portzline	D2/972
D528,282 S *	9/2006	Lee	D2/972	D542,521 S *	5/2007	Henderson	D2/972
				D543,348 S *	5/2007	Fullum	D2/972

* cited by examiner

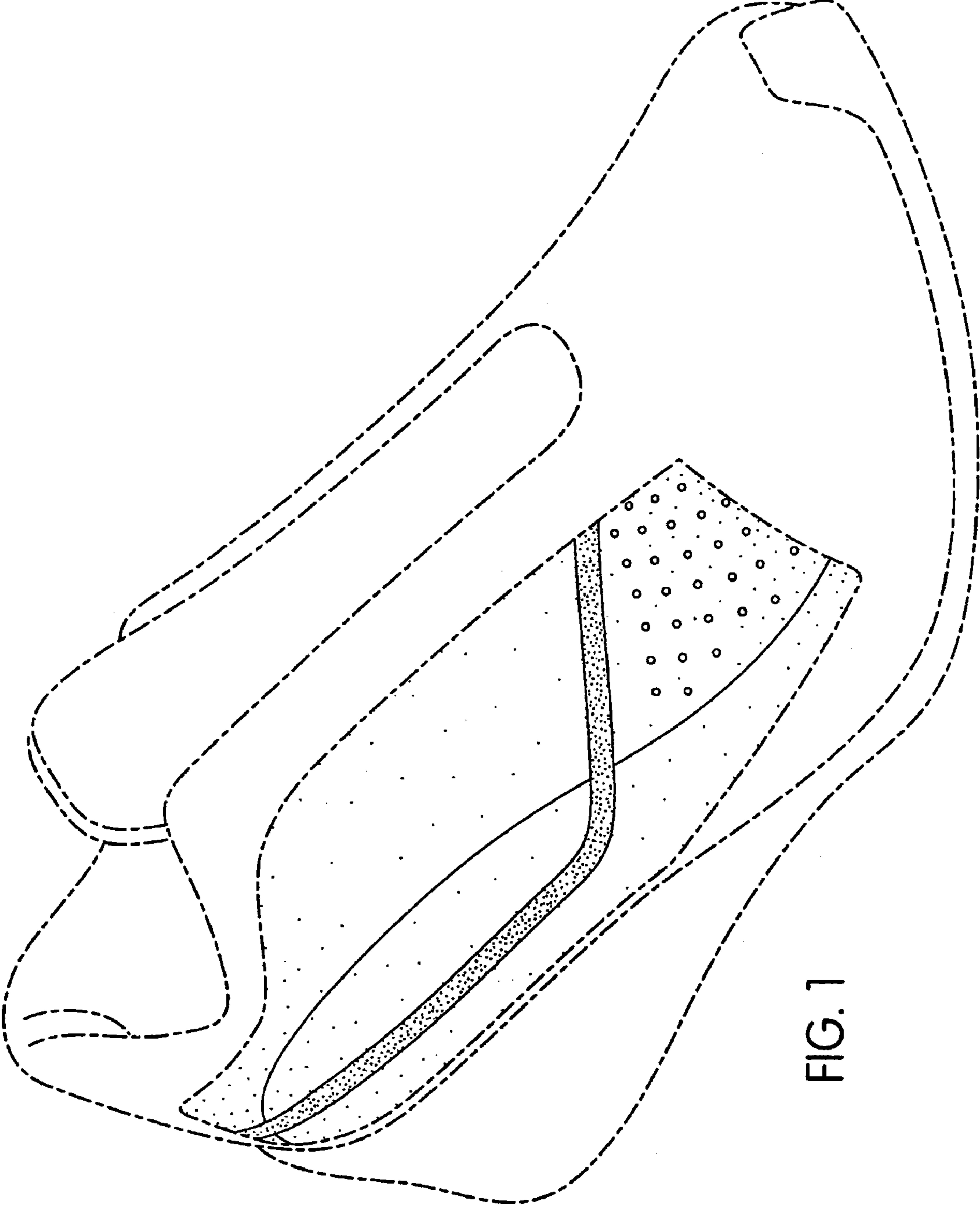


FIG. 1

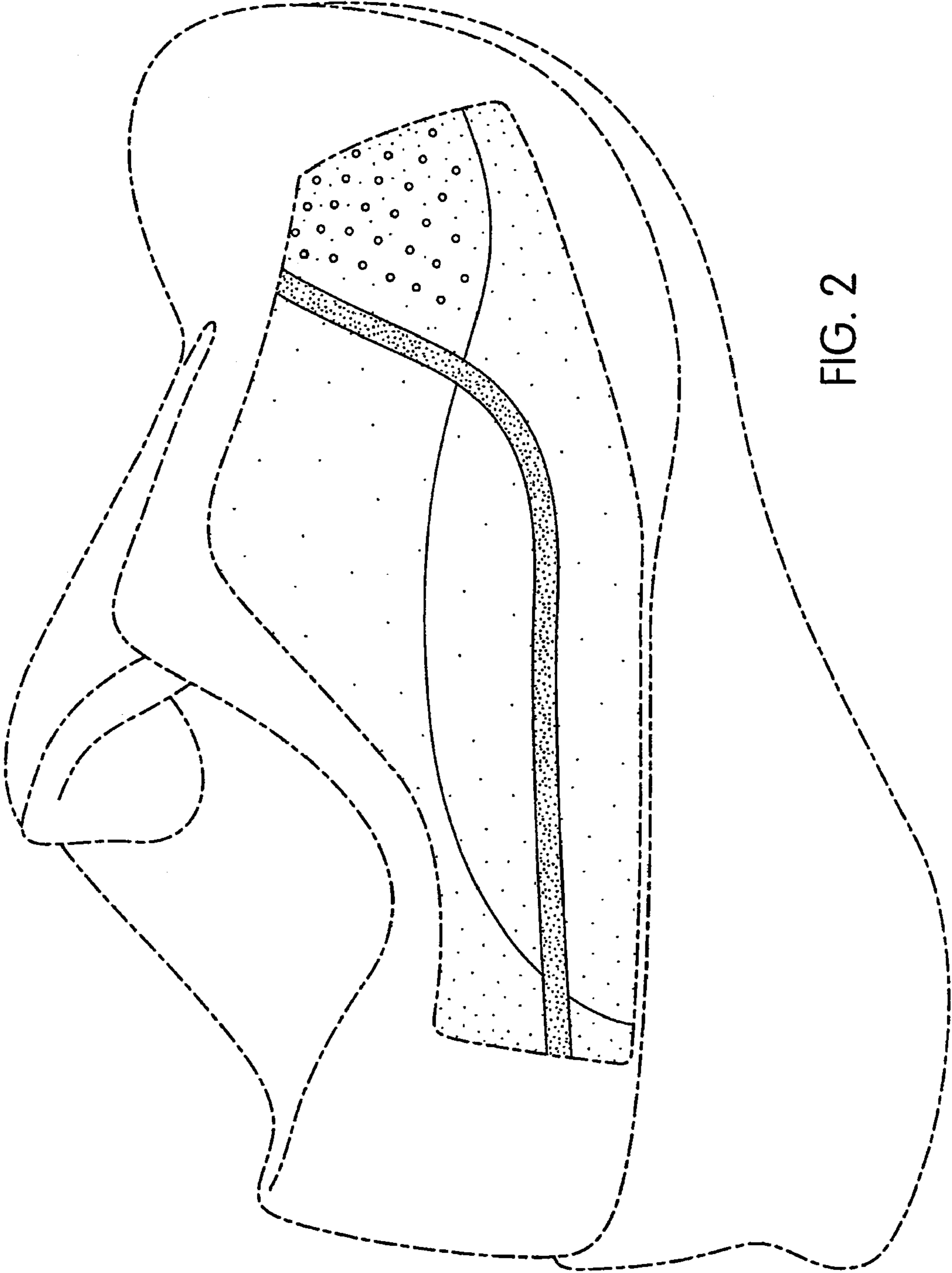


FIG. 2

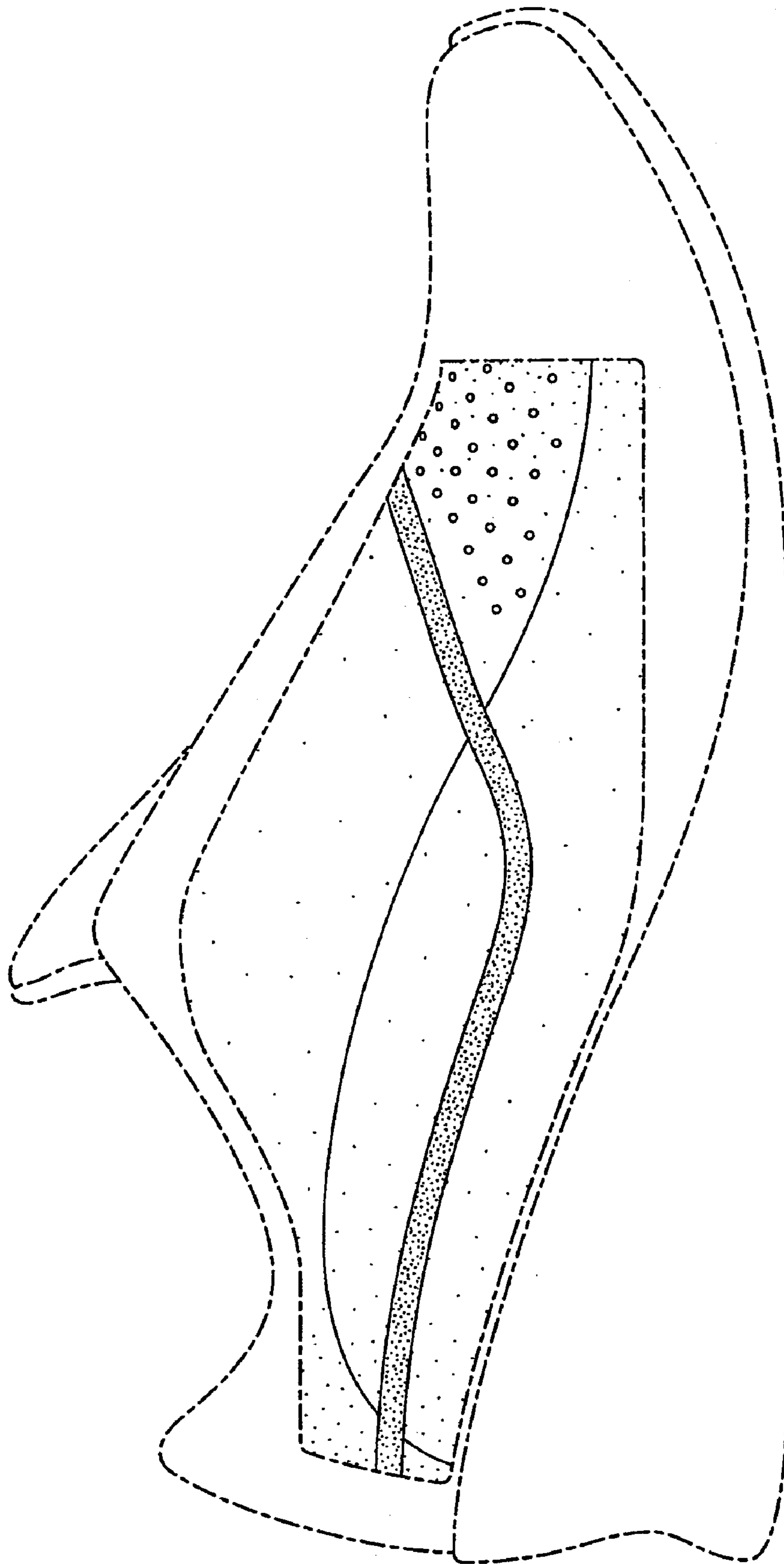


FIG. 3

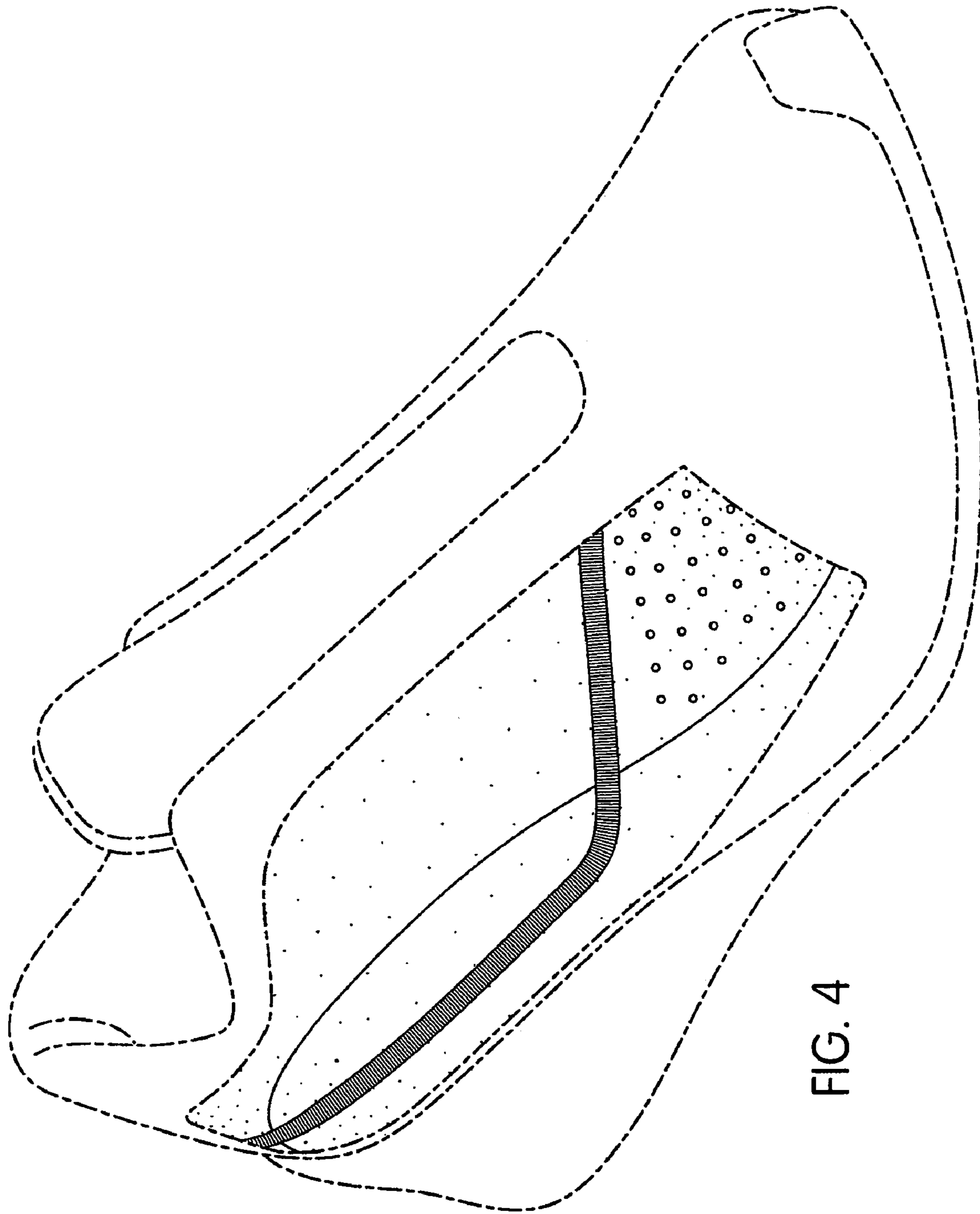


FIG. 4

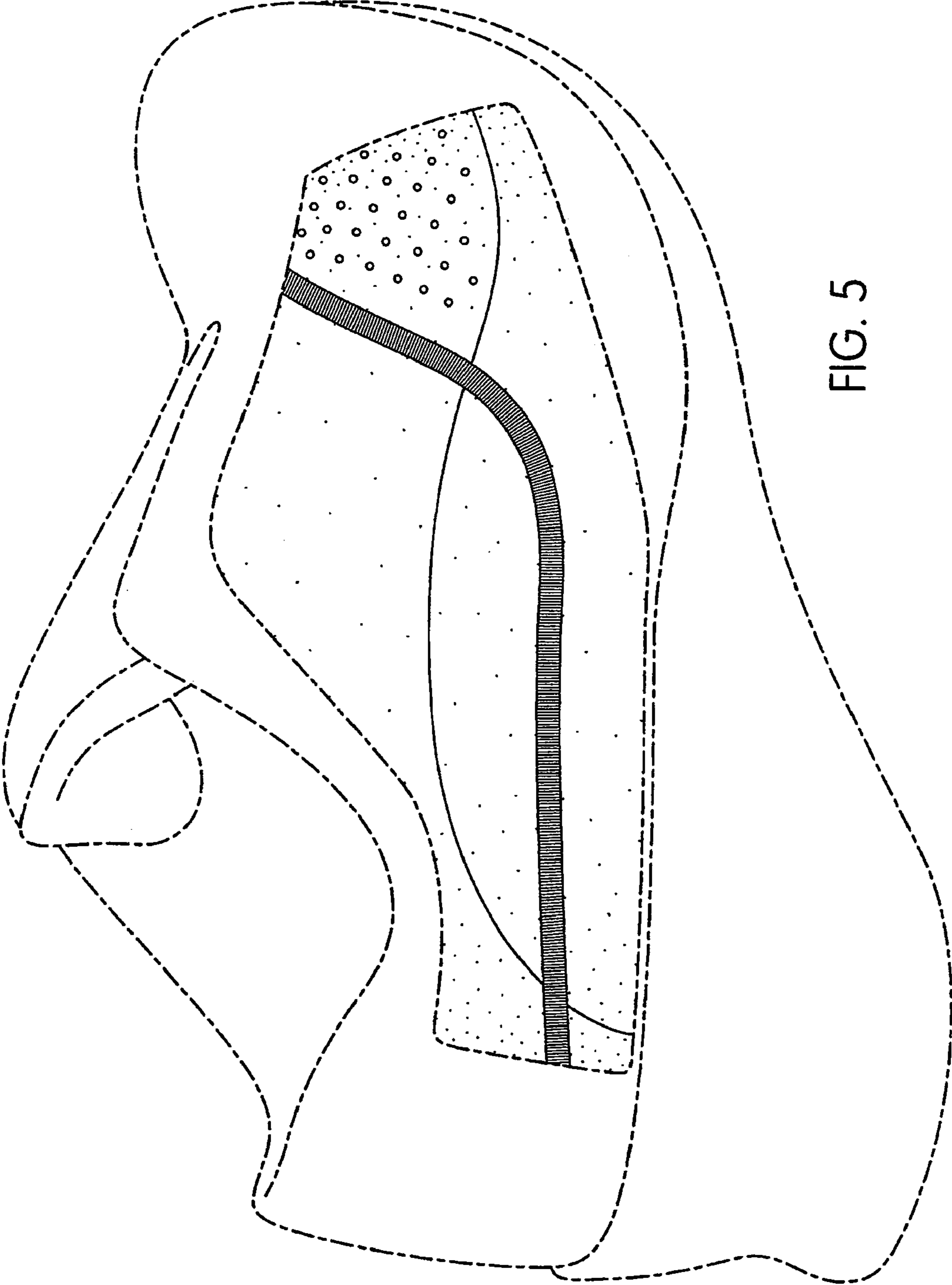


FIG. 5

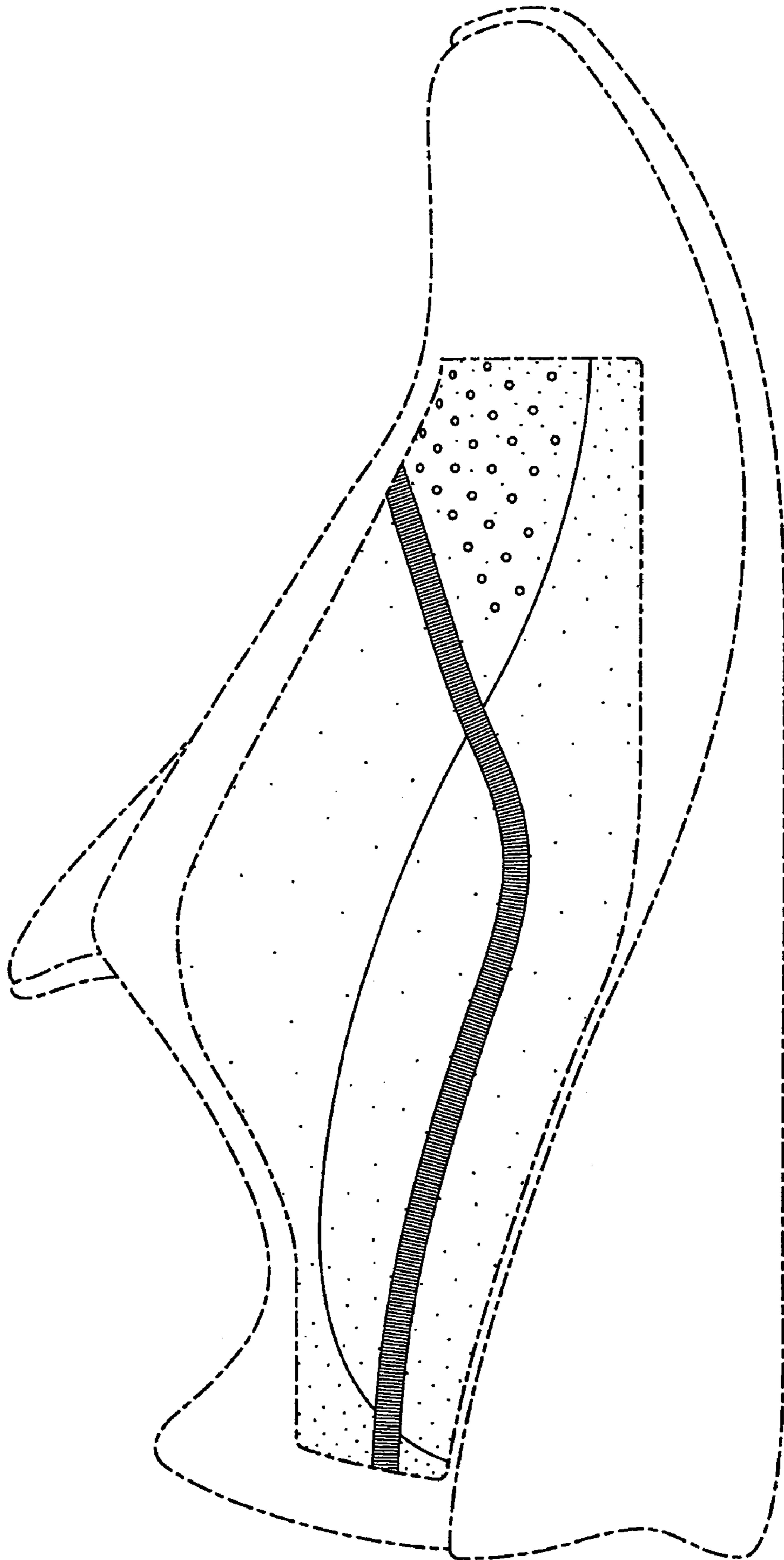


FIG. 6