



US00D550936S

(12) **United States Design Patent** (10) **Patent No.:** **US D550,936 S**  
**Choi** (45) **Date of Patent:** **\*\* Sep. 18, 2007**

(54) **PORTION OF A SANDAL**

(75) Inventor: **Sandra Choi**, London (GB)  
(73) Assignee: **J. Choo (Jersey) Limited**, St. Helier, Jersey (GB)  
(\*\*) Term: **14 Years**  
(21) Appl. No.: **29/255,760**  
(22) Filed: **Mar. 10, 2006**

(30) **Foreign Application Priority Data**

Sep. 12, 2005 (EM) ..... 000402748-0019

(51) **LOC (8) Cl.** ..... **02-04**

(52) **U.S. Cl.** ..... **D2/917; D2/972**

(58) **Field of Classification Search** ..... D2/917, D2/896, 916, 923-927, 946, 969, 971; 36/8.1, 36/45, 11.5, 101, 136  
See application file for complete search history.

(56) **References Cited**

**U.S. PATENT DOCUMENTS**

3,739,501	A *	6/1973	Barrett, Jr.	.....	36/11.5
D279,326	S *	6/1985	Foldes	.....	D2/916
4,584,782	A *	4/1986	Thatcher	.....	36/11.5
D384,495	S *	10/1997	Watson	.....	D2/916
D448,146	S *	9/2001	Jacobs	.....	D2/917
D495,855	S *	9/2004	Comeau	.....	D2/917
D496,147	S *	9/2004	Comeau	.....	D2/917
D500,398	S	1/2005	Dal Magro et al.		
D506,595	S *	6/2005	Rimple	.....	D2/916

**OTHER PUBLICATIONS**

J. Choo (Jersey) Limited, Jenna, Spring/Summer 2004 catalogue (published Jul. 2003).  
J. Choo (Jersey) Limited, Marly, Spring/Summer 2004 catalogue (published Jul. 2003).  
U.S. Appl. No. 29/255,766, filed Mar. 10, 2006.  
U.S. Appl. No. 29/255,762, filed Mar. 10, 2006.

\* cited by examiner

*Primary Examiner*—Stella Reid  
*Assistant Examiner*—Rashida C. McCoy  
(74) *Attorney, Agent, or Firm*—Fross Zelnick Lehrman & Zissu, P.C.; Lawrence E. Apolzon, Esq.

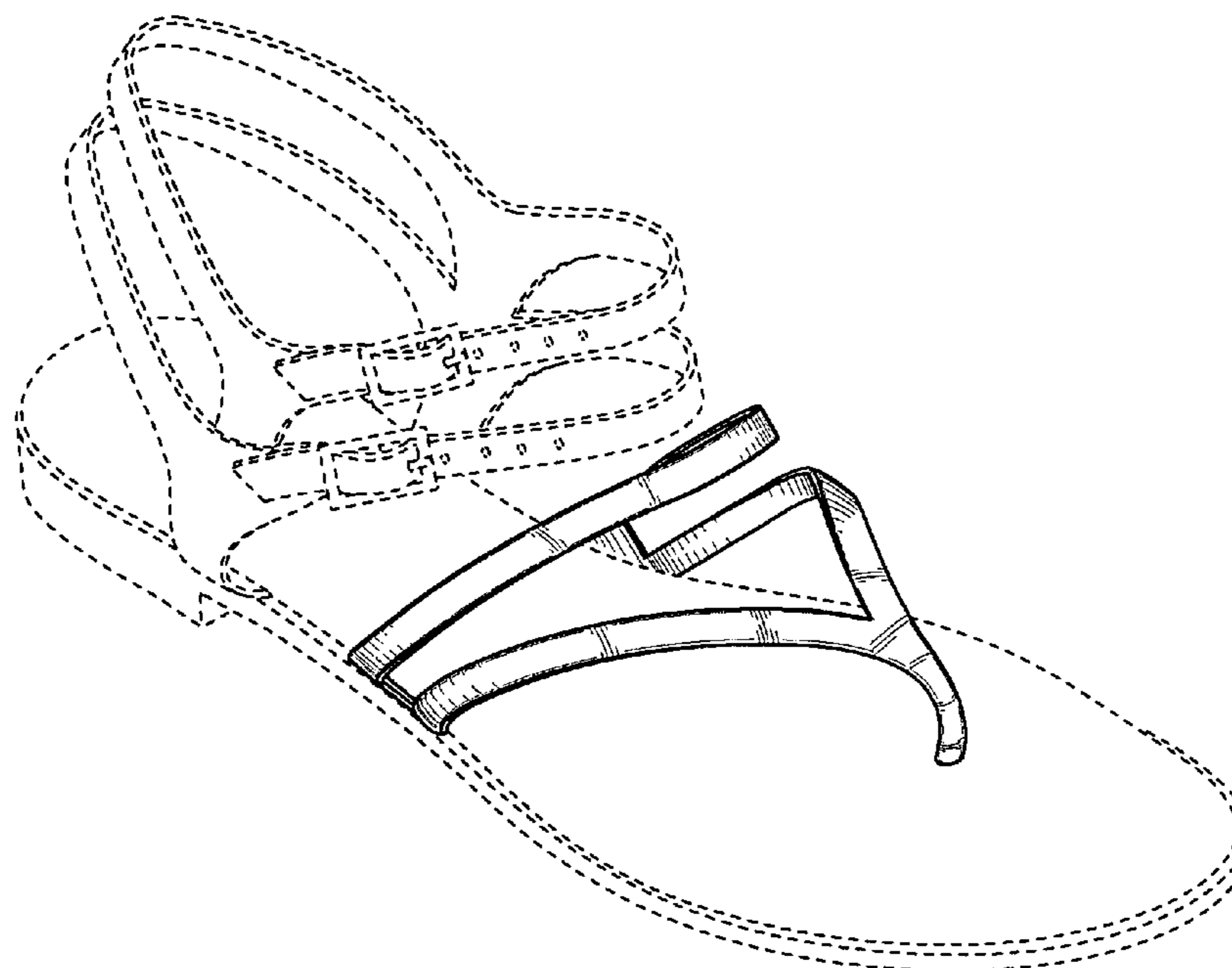
(57) **CLAIM**

The ornamental design for a portion of a sandal, as shown and described.

**DESCRIPTION**

FIG. 1 is a front perspective view of a portion of a sandal showing my new design;  
FIG. 2 is a left side view thereof;  
FIG. 3 is a right side view thereof;  
FIG. 4 is a front view thereof;  
FIG. 5 is a back view thereof; and,  
FIG. 6 is a top view thereof.  
The broken line showing of the sole, buckles, straps, portion of the front, portion of the upper, and buckle holes is for illustrative purposes only and forms no part of the claimed design.

**1 Claim, 6 Drawing Sheets**






FIG. 1

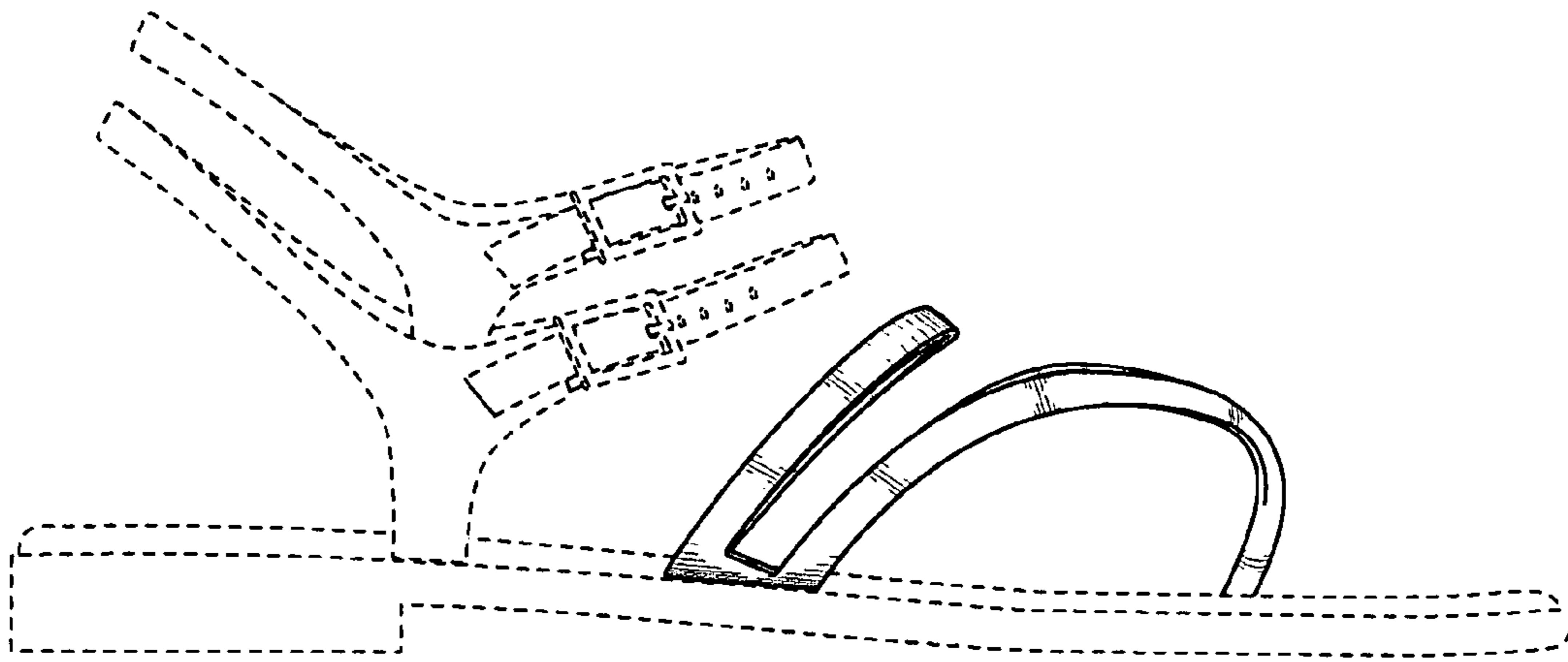


FIG. 2

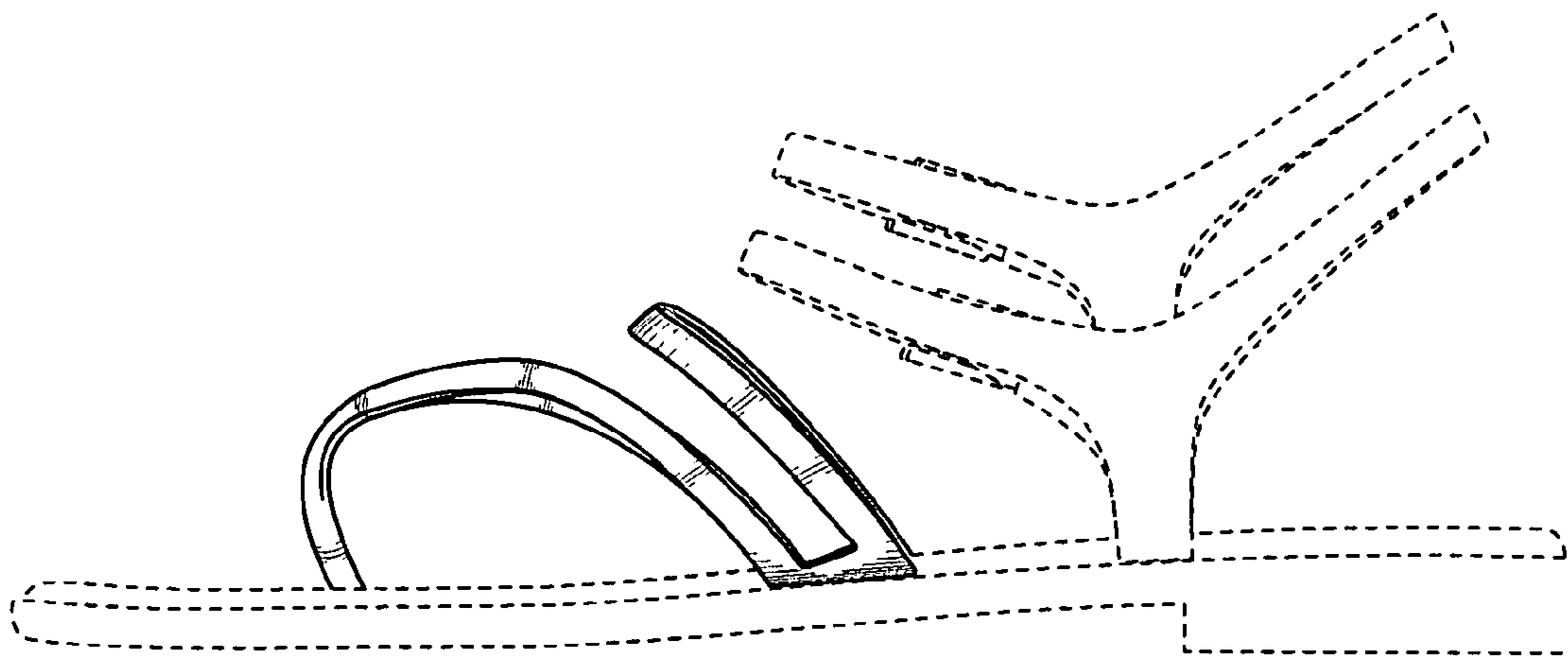


FIG. 3

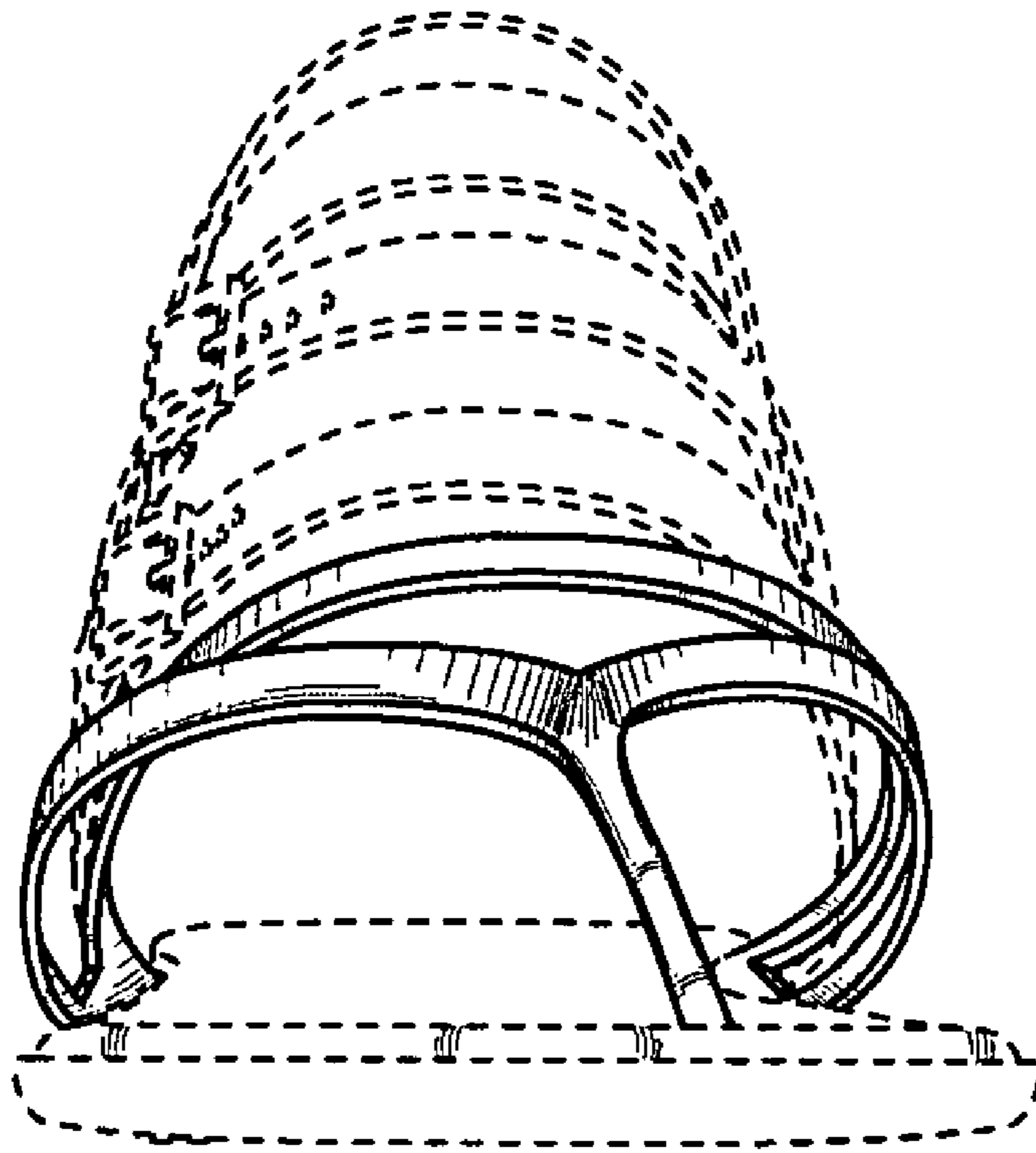


FIG. 4

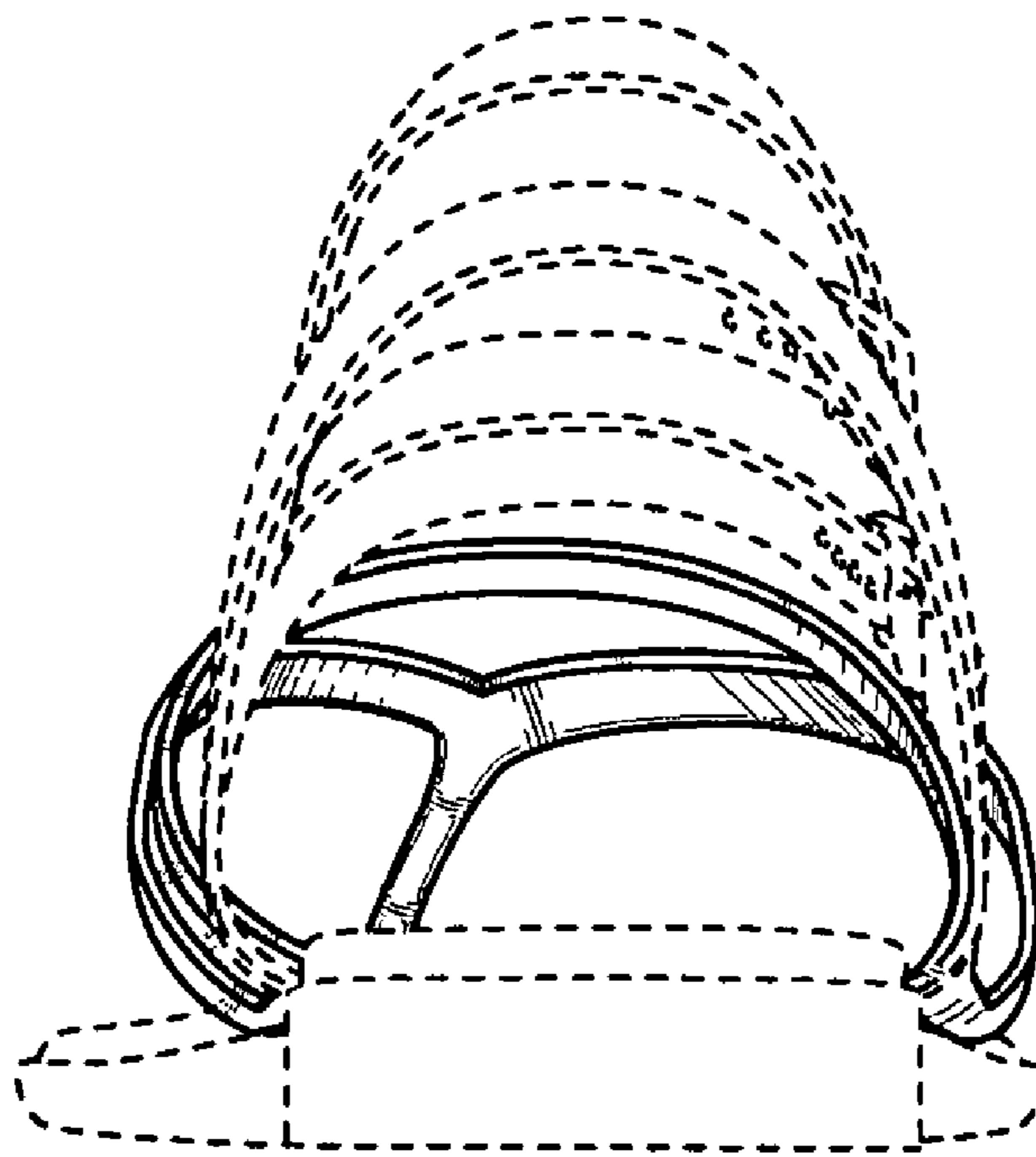


FIG. 5

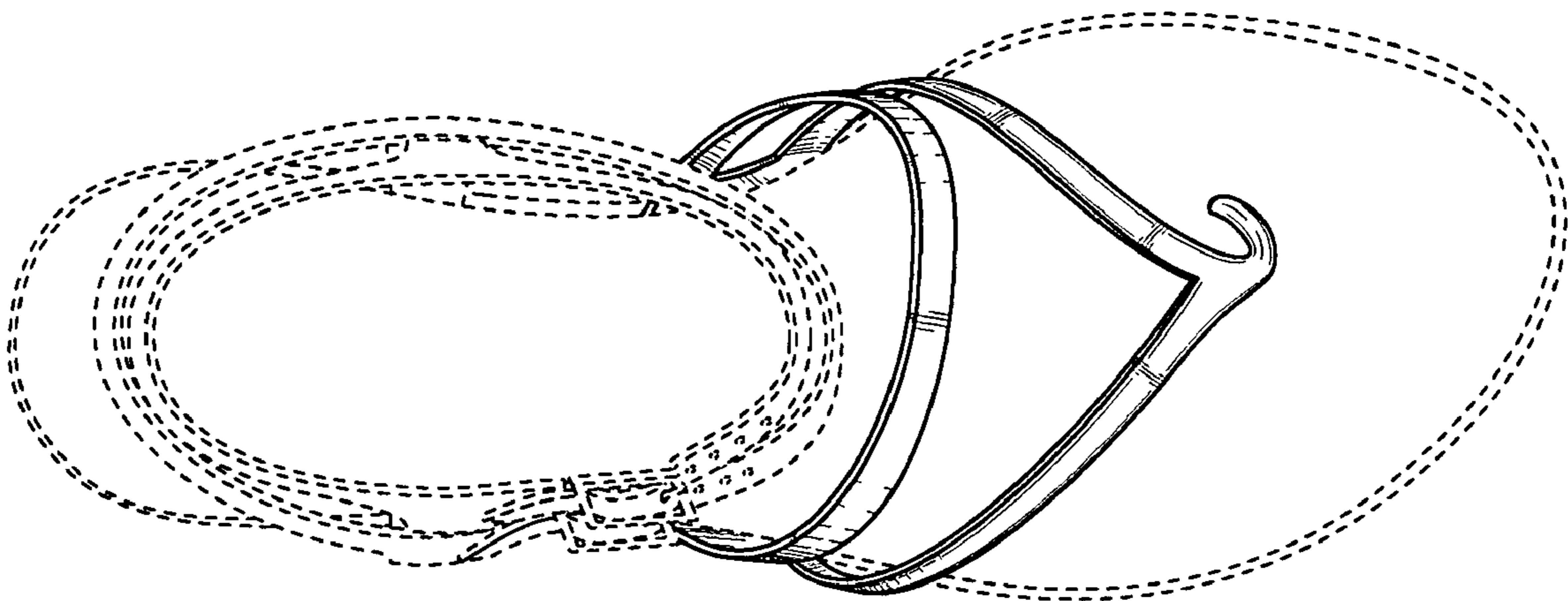


FIG. 6