



US00D550929S

(12) **United States Design Patent**
Cordonier

(10) **Patent No.:** **US D550,929 S**

(45) **Date of Patent:** **** Sep. 18, 2007**

(54) **TIE HOLDER**

(76) **Inventor:** **Serge Cordonier**, Wellhauserweg 37,
Frauenfeld (CH) CH-8500

(**) **Term:** **14 Years**

(21) **Appl. No.:** **29/270,531**

(22) **Filed:** **Dec. 27, 2006**

(30) **Foreign Application Priority Data**

Jul. 10, 2006 (CH) 133012

(51) **LOC (8) Cl.** **02-05**

(52) **U.S. Cl.** **D2/609; D2/600; D2/602**

(58) **Field of Classification Search** D2/609,
D2/600, 602, 605, 608, 500, 503, 504, 508;
D9/434, 435; 2/137, 138, 144, 145, 147,
2/148, 149, 150, 153, 916

See application file for complete search history.

(56) **References Cited**

U.S. PATENT DOCUMENTS

- 358,990 A * 3/1887 Schoening 24/66.3
- 919,942 A * 4/1909 Person 2/153
- 1,004,830 A * 10/1911 Wadsworth 2/153
- 2,170,707 A * 8/1939 Chapel 2/153
- 2,787,002 A * 4/1957 De La Piedra 2/153

- 3,745,614 A * 7/1973 Tsang 2/148
- D280,572 S * 9/1985 Koppelmans D11/204
- D301,521 S * 6/1989 Safford D2/609
- 5,035,002 A * 7/1991 Knight, Jr. 2/153
- D411,575 S * 6/1999 LaBorde et al. D2/609
- 5,953,755 A * 9/1999 Barylski 2/148

* cited by examiner

Primary Examiner—Ian Simmons

Assistant Examiner—Elizabeth J Oswecki

(74) *Attorney, Agent, or Firm*—Volpe and Koenig, P.C.

(57) **CLAIM**

The ornamental design for a tie holder, as shown and described.

DESCRIPTION

FIG. 1 is a top perspective view of a tie holder showing my new design;

FIG. 2 is a front elevational view thereof;

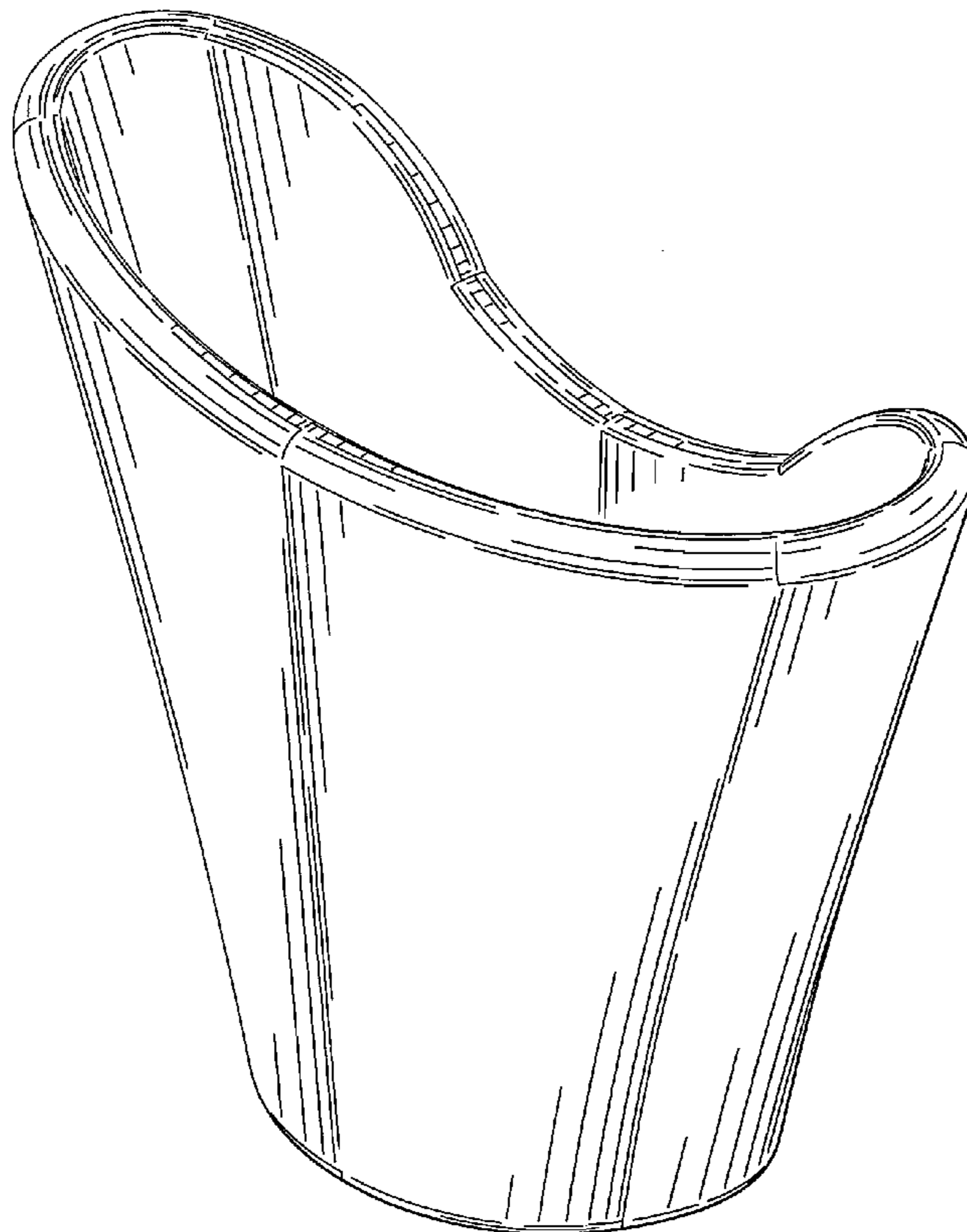
FIG. 3 is a left-side elevational view thereof, of which the right-side view is a mirror image;

FIG. 4 is a rear elevational view thereof;

FIG. 5 is a top plan view thereof; and,

FIG. 6 is a bottom plan view thereof.

1 Claim, 5 Drawing Sheets



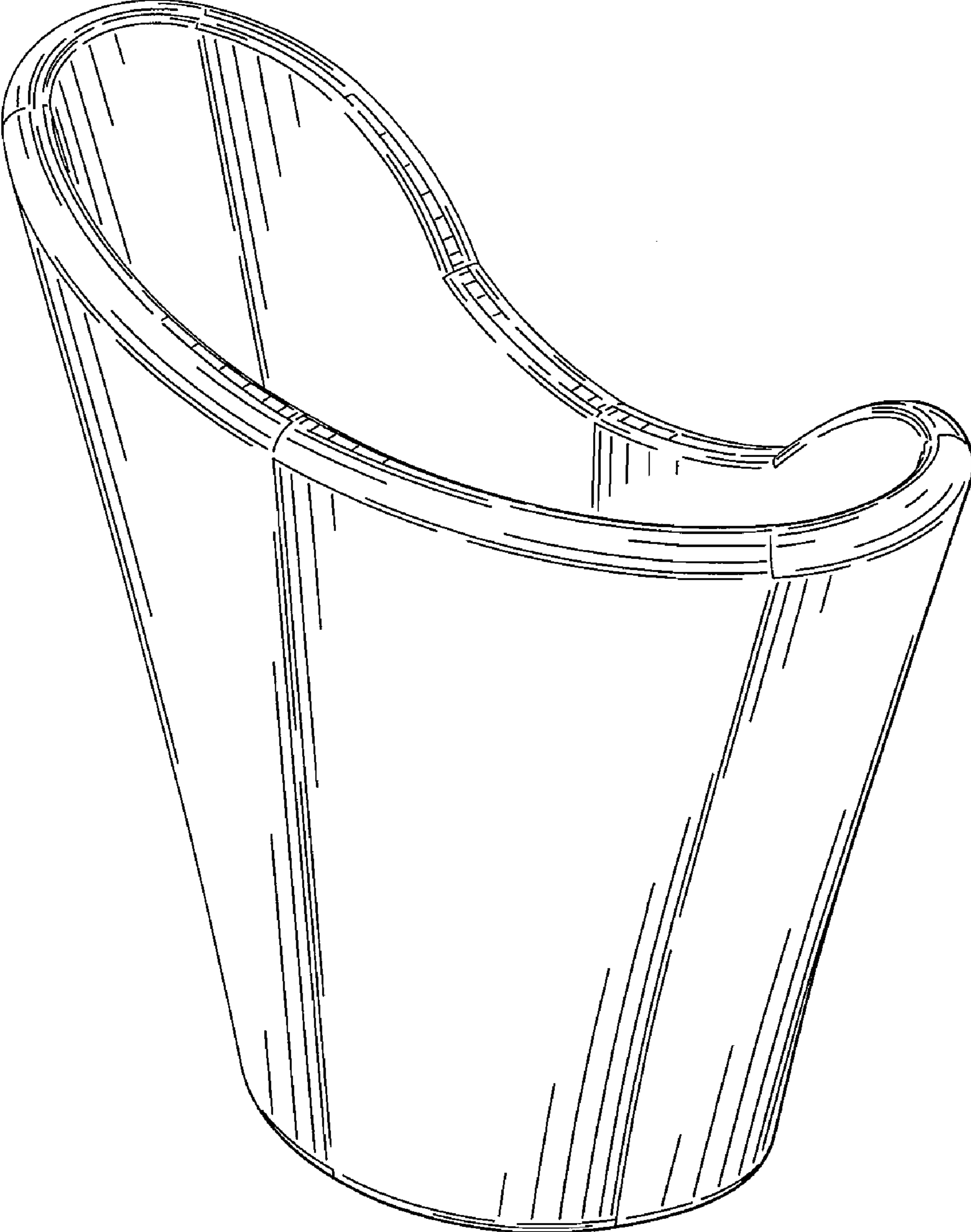


FIG. 1

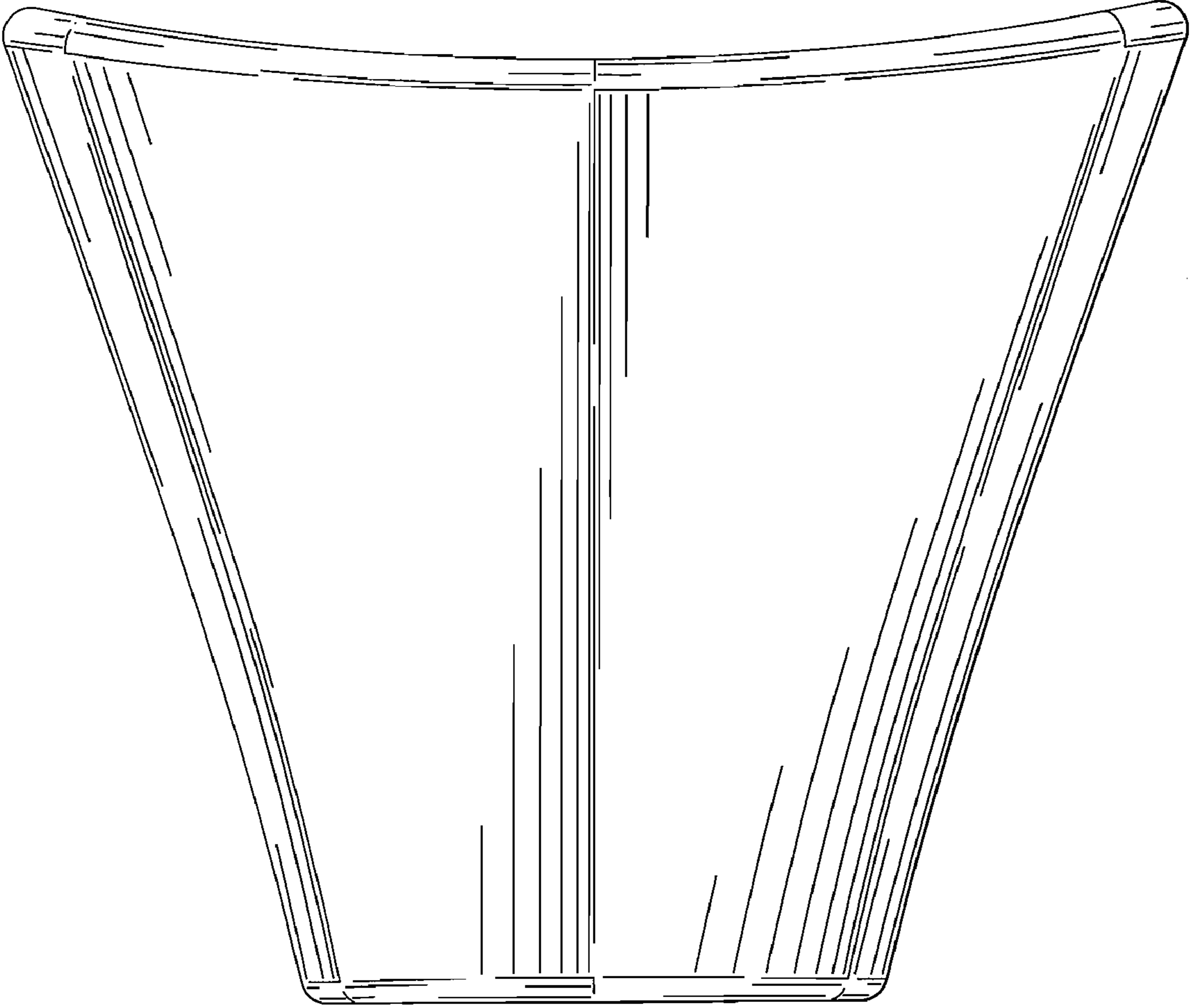


FIG. 2




FIG. 3




FIG. 4

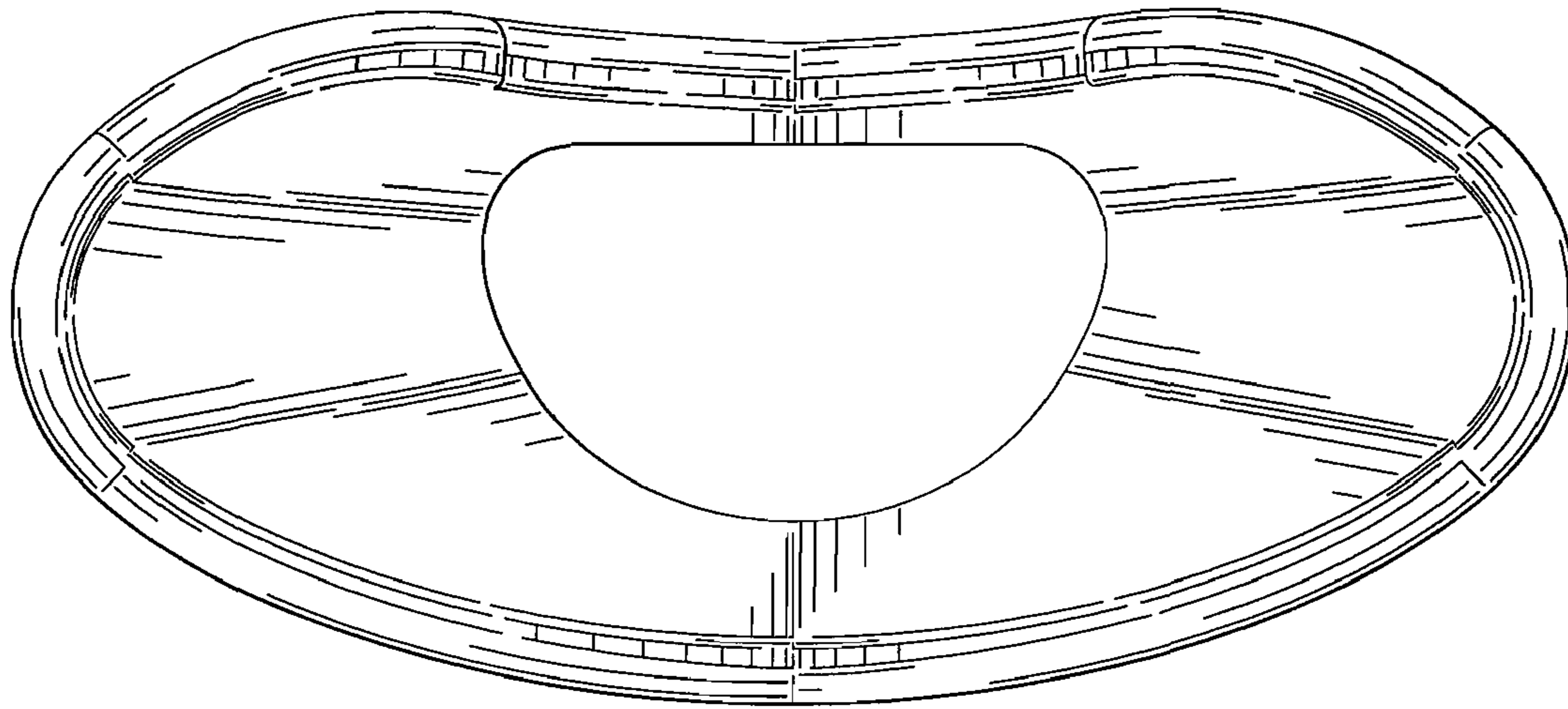


FIG. 5

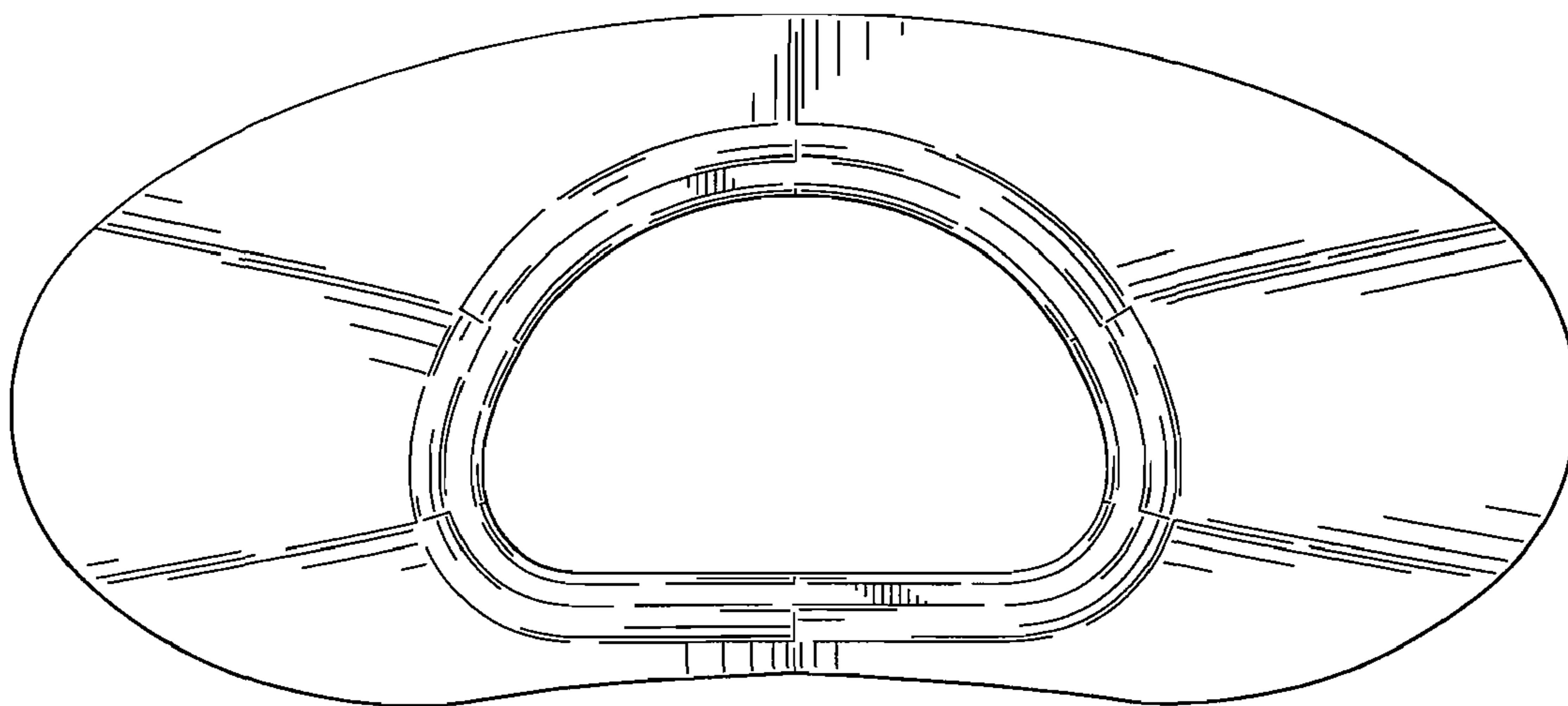


FIG. 6