



US00D550928S

(12) **United States Design Patent** (10) **Patent No.:** **US D550,928 S**
Brown (45) **Date of Patent:** **** Sep. 18, 2007**

(54) **NECKTIE**

(76) Inventor: **Natalie Brown**, 521 Irwin St., Suite 200, Atlanta, GA (US) 30312

(**) Term: **14 Years**

(21) Appl. No.: **29/258,369**

(22) Filed: **Apr. 19, 2006**

(51) **LOC (8) Cl.** **02-05**

(52) **U.S. Cl.** **D2/605; D2/600; D2/602**

(58) **Field of Classification Search** **D2/605, D2/609, 600, 602, 604, 607, 608, 853, 840; 2/468, 130, 144, 145, 146, 147, 148, 149, 2/150, 912, 916, 336, 338, 137, 138, 141.1, 2/132, 156**

See application file for complete search history.

2,184,737 A 12/1939 Fallar
 2,269,577 A 1/1942 Brohard, Jr.
 D132,429 S 5/1942 McElfresh
 2,304,935 A 12/1942 Langsdorf
 2,371,947 A 3/1945 Benson
 D142,309 S 8/1945 Ettman
 2,411,753 A 11/1946 Pfau
 2,495,614 A 1/1950 Vandermark
 2,508,472 A 5/1950 Scully
 D166,019 S 2/1952 Birkestol
 D166,020 S 2/1952 Birkestol
 2,630,574 A 3/1953 Malarkey
 2,642,572 A 6/1953 Tobias
 D178,449 S 8/1956 Brown D3/16
 2,774,076 A 12/1956 Brostoff

(Continued)

Primary Examiner—Stella Reid
Assistant Examiner—Elizabeth J. Oswecki
 (74) *Attorney, Agent, or Firm*—Baker Donelson

(56) **References Cited**

U.S. PATENT DOCUMENTS

D15,297 S	8/1884	Flagg	
363,862 A	5/1887	Tintrop	
622,331 A	4/1899	Disbrow	
1,170,340 A	2/1916	Rosen	
1,324,740 A *	12/1919	Hendrix	2/148
D65,524 S	9/1924	Friedman	
1,593,299 A	7/1926	Goldberg	
1,599,950 A	9/1926	Blanchard	
1,600,971 A	9/1926	Bracken	
1,782,183 A	11/1930	Strauss	
1,803,388 A	5/1931	Hall	
1,805,968 A	5/1931	Bianco	
1,906,120 A	4/1933	Waltz	
1,916,507 A	7/1933	Green et al.	
2,082,447 A	6/1937	Gold	
2,085,914 A	7/1937	Lucas	
2,104,977 A	1/1938	Exline et al.	
D112,010 S	11/1938	Watt	
2,163,857 A	6/1939	Smith	
2,179,133 A	11/1939	Rehor	

(57) **CLAIM**

The ornamental design for a necktie, as shown and described.

DESCRIPTION

FIG. 1 is a perspective view of the necktie showing my new design.

FIG. 2 is a front view thereof, the rear view being a mirror image thereof.

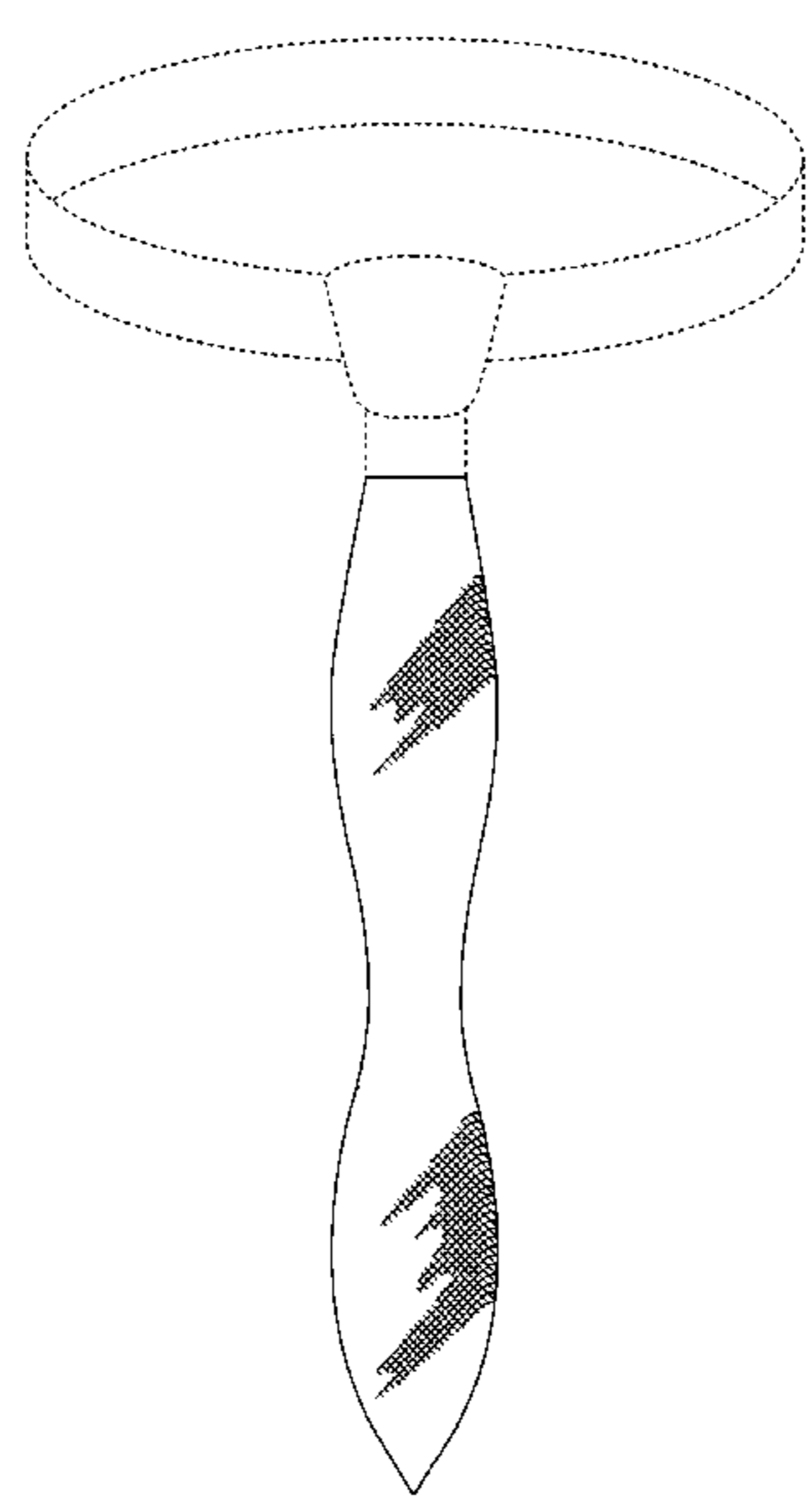
FIG. 3 is a right side view thereof, the left side view being a mirror image thereof.

FIG. 4 is a top view thereof; and,

FIG. 5 is bottom view thereof.

The broken lines in the views shows environmental features which are for illustrative purposes only and form no part of the claimed design.

1 Claim, 2 Drawing Sheets



US D550,928 S

Page 2

U.S. PATENT DOCUMENTS

D179,910 S	3/1957	Lewine	D3/16	4,506,389 A	3/1985	Franklin	
2,874,386 A	2/1959	Loomis		4,546,494 A	10/1985	Garber	
3,030,631 A	4/1962	Tobias		4,777,665 A *	10/1988	Akamatsu	2/155
D198,429 S	6/1964	Hendrix	D3/16	D316,629 S	5/1991	Johnson	D2/608
3,378,854 A	4/1968	Limperos		5,036,550 A	8/1991	Wilsey	
3,458,868 A	8/1969	Smith		D374,757 S	10/1996	Nevitt	D2/605
3,506,978 A	4/1970	Santona		D388,238 S *	12/1997	LaBorde et al.	D2/609
3,562,814 A	2/1971	Ackerman		D396,540 S	8/1998	She	D2/605
D220,608 S	5/1971	Schultze	D2/351	D426,370 S	6/2000	Yoon	D2/605
3,657,743 A	4/1972	Bucci	2/146	D449,421 S *	10/2001	Young Burnette	D2/605
3,744,057 A	7/1973	Luceri	2/146	D480,533 S	10/2003	Bryant, II et al.	D2/608
D229,588 S	12/1973	Lussier	D2/351	D480,534 S	10/2003	Bryant, II et al.	D2/608
3,829,902 A	8/1974	Fisher	2/338	D520,713 S *	5/2006	Lueder	D2/605
D236,294 S	8/1975	Newell	D2/351	2004/0031084 A1 *	2/2004	Galante	2/150
D239,577 S	4/1976	Slocum	D2/350				

* cited by examiner

Fig. 1

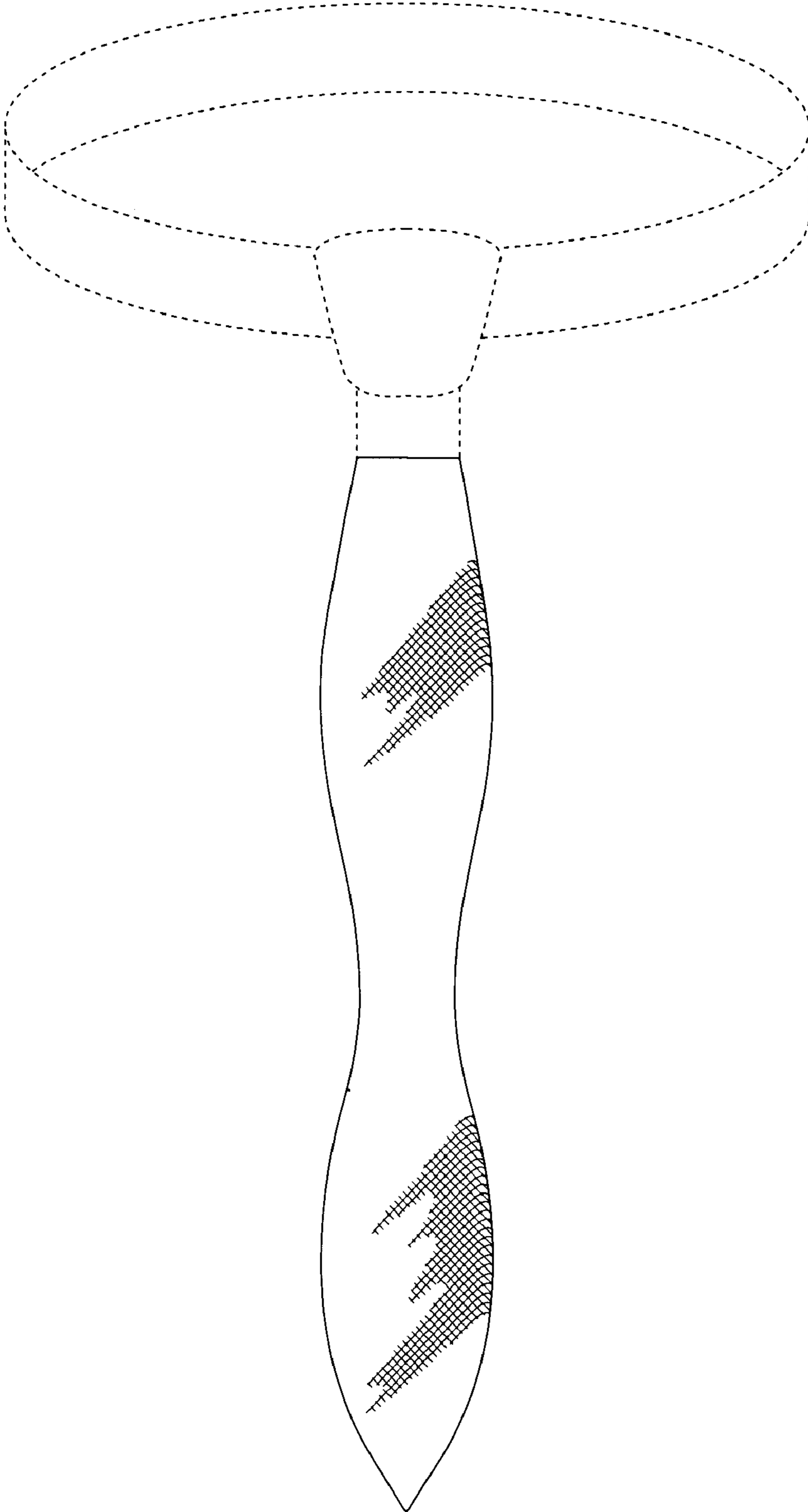


Fig. 2

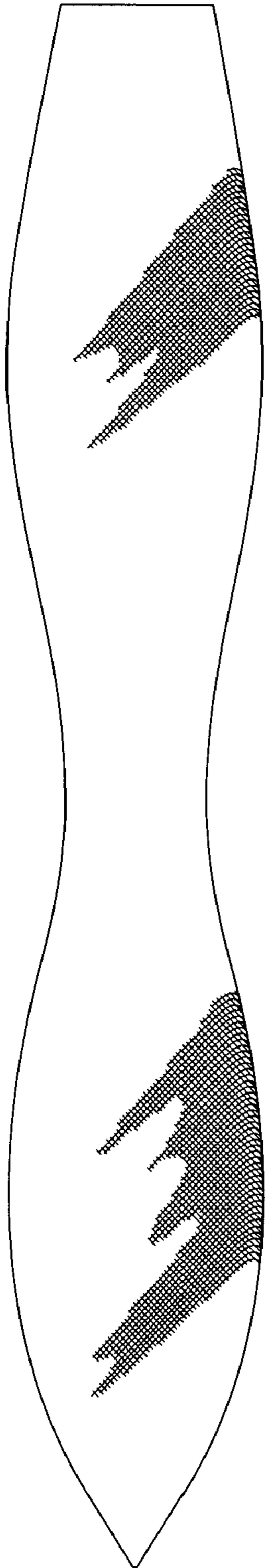


Fig. 3



Fig. 4




Fig. 5

