



US00D550925S

(12) **United States Design Patent**  
**Boaler et al.**

(10) **Patent No.:** **US D550,925 S**

(45) **Date of Patent:** **\*\* Sep. 11, 2007**

(54) **FRAME**

(75) Inventors: **Derek Boaler**, Norton (GB); **Neil Clarke**, Catcliffe (GB)

(73) Assignee: **Loadhog Limited**, Sheffield (GB)

(\*\*) Term: **14 Years**

(21) Appl. No.: **29/259,287**

(22) Filed: **May 5, 2006**

(30) **Foreign Application Priority Data**

Jan. 26, 2006 (GB) ..... 000470034-001

(51) **LOC (8) Cl.** ..... **09-08**

(52) **U.S. Cl.** ..... **D34/38**

(58) **Field of Classification Search** ..... D34/38;  
108/53.1, 53.3, 53.5, 55.1, 55.3, 55.6, 56.1,  
108/56.3, 57.1, 901, 902; 206/386, 595,  
206/599, 527, 597

See application file for complete search history.

(56) **References Cited**

**U.S. PATENT DOCUMENTS**

4,735,321 A 4/1988 Day  
D349,798 S \* 8/1994 Hude et al. .... D34/28

D459,049 S \* 6/2002 Apps et al. .... D34/38  
D494,337 S \* 8/2004 Carpenter et al. .... D34/38  
2004/0118739 A1 6/2004 Koefeld

**FOREIGN PATENT DOCUMENTS**

GB 2291850 2/1996  
WO WO 2006/032864 3/2006

\* cited by examiner

*Primary Examiner*—Cynthia E. Ramirez

(74) *Attorney, Agent, or Firm*—King & Schickli, PLLC

(57) **CLAIM**

The ornamental design for the frame, as shown and described.

**DESCRIPTION**

FIG. 1 is a perspective view of a frame showing our new design;

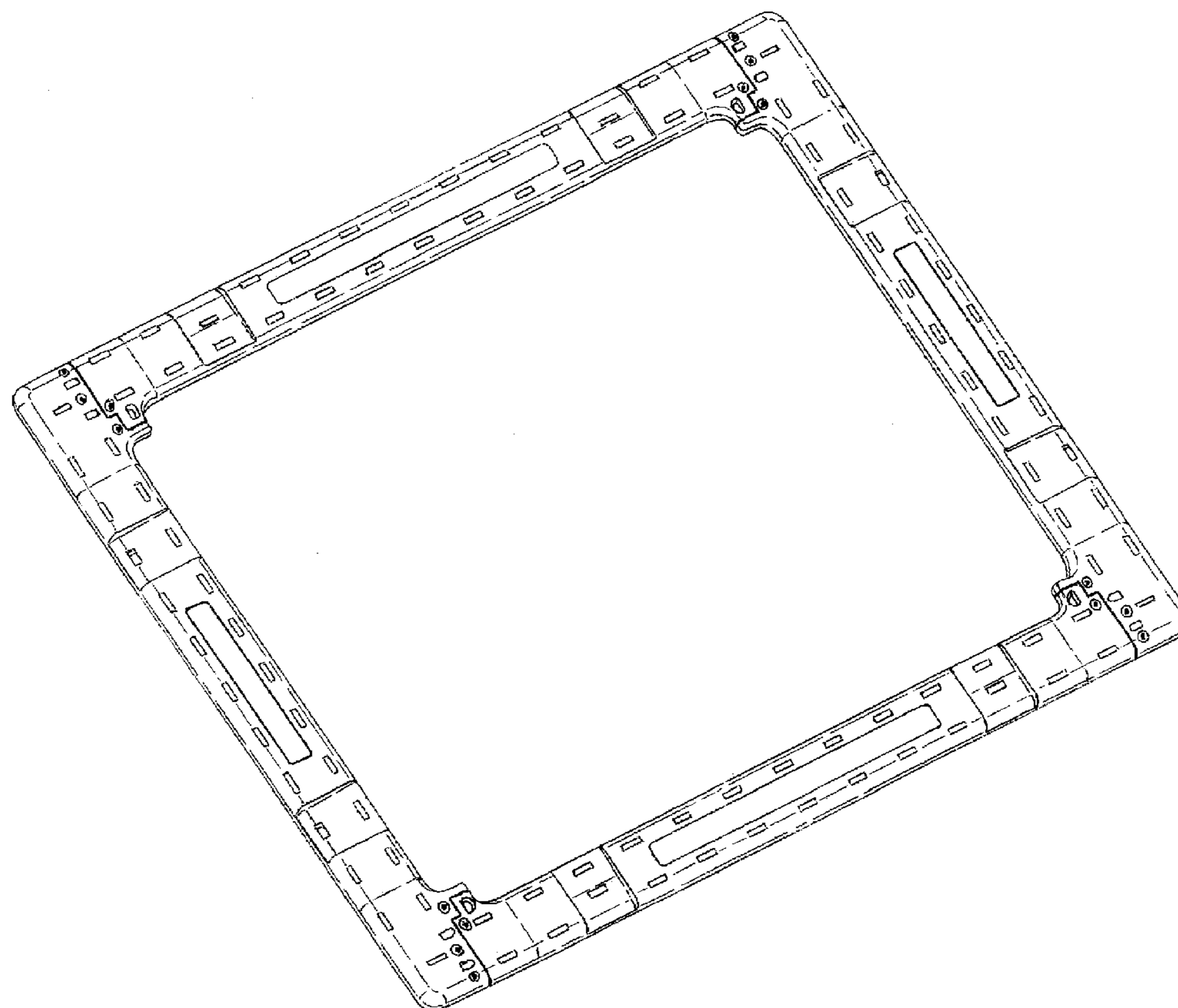
FIG. 2 is a top plan view;

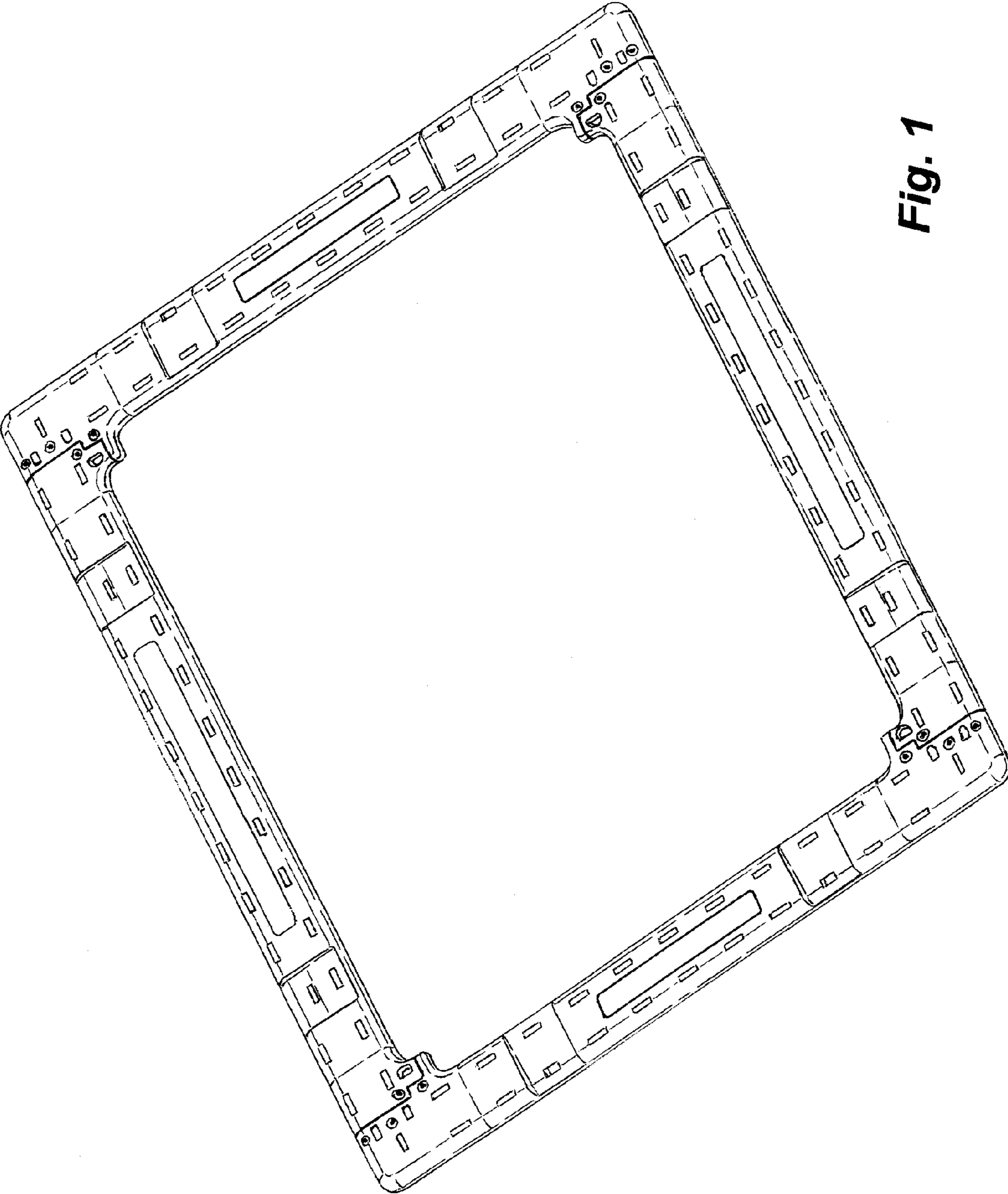
FIG. 3 is a bottom plan view;

FIG. 4 is a side view thereof; with the other side being the same; and,

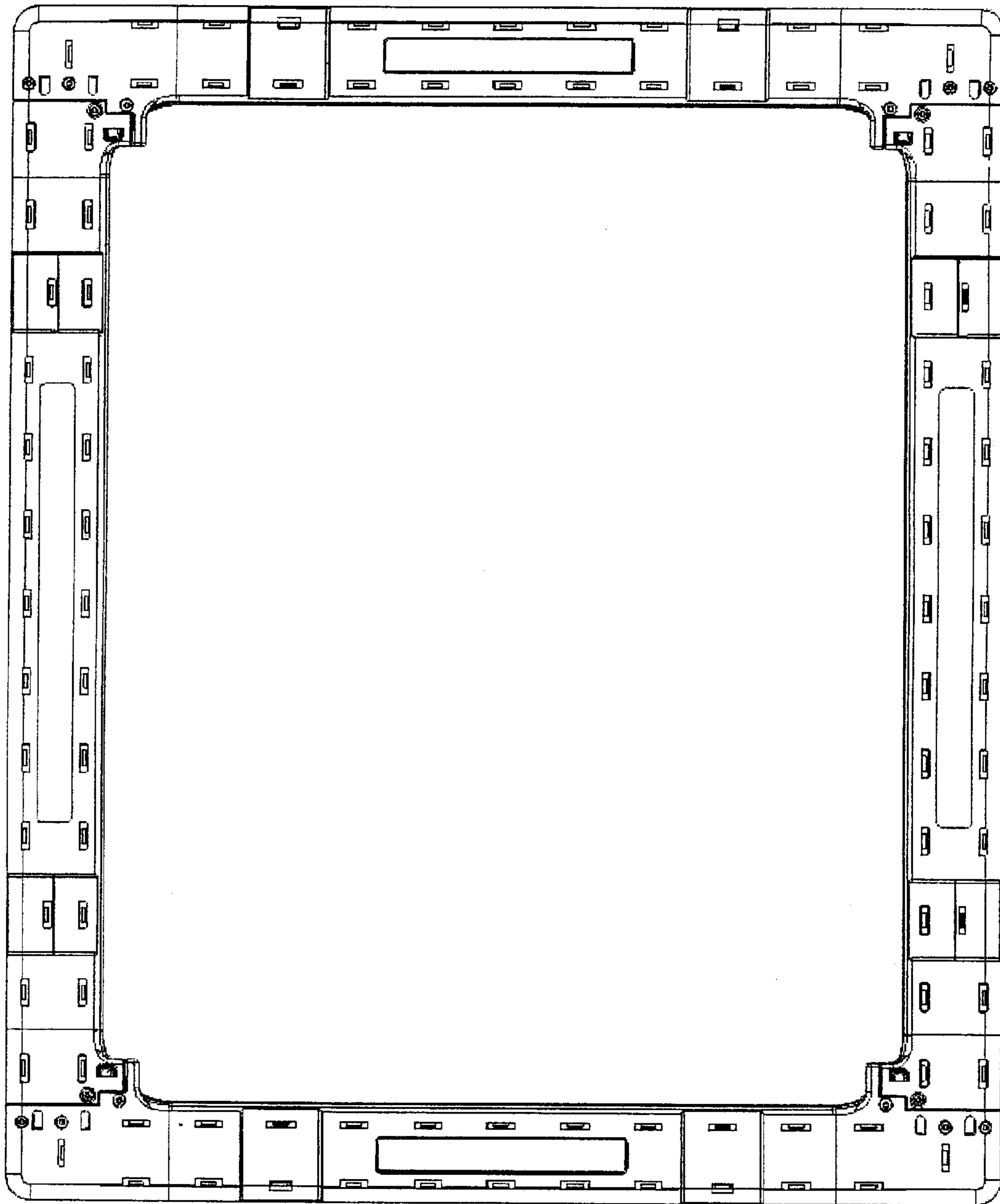
FIG. 5 is a front view thereof; with the rear being the same.

**1 Claim, 4 Drawing Sheets**






**Fig. 1**



*Fig. 2*



**Fig. 3**



**Fig. 4**



**Fig. 5**