



US00D550922S

(12) **United States Design Patent**
Bain

(10) **Patent No.:** **US D550,922 S**

(45) **Date of Patent:** **** Sep. 11, 2007**

(54) **VEHICLE-LEVELING RAMP**

(76) Inventor: **Brian Bain**, RR #1, Stn Main,
Barrhead, Alberta, T7N 1N2 (CA)

(**) Term: **14 Years**

(21) Appl. No.: **29/252,799**

(22) Filed: **Jan. 27, 2006**

(30) **Foreign Application Priority Data**

Aug. 31, 2005 (CA) 112427

(51) **LOC (8) Cl.** **12-05**

(52) **U.S. Cl.** **D34/32**

(58) **Field of Classification Search** D34/32;
254/88, 1 R; 248/352; 14/69.5, 71.1

See application file for complete search history.

(56) **References Cited**

U.S. PATENT DOCUMENTS

1,189,632	A *	7/1916	Seitz	254/88
2,450,648	A *	10/1948	Felzer	254/88
2,532,149	A *	11/1950	Cone	254/88
4,058,292	A	11/1977	Goodrich et al.		
4,819,910	A	4/1989	Johnston		
4,836,501	A	6/1989	Baer		
4,895,347	A	1/1990	Anderson		
4,911,270	A *	3/1990	Hudson	188/32
4,920,596	A	5/1990	Stevens		
D346,257	S *	4/1994	McMillan	D34/32

D347,503	S *	5/1994	Wallace et al.	D34/32
5,483,715	A *	1/1996	Fogarty et al.	14/69.5
D384,483	S *	9/1997	Buckman	D34/32
6,135,420	A	10/2000	Johnston et al.		
6,439,543	B1	8/2002	Peckham		
6,517,051	B1 *	2/2003	Cavanaugh	254/88
6,644,628	B1	11/2003	Triche		

* cited by examiner

Primary Examiner—Cynthia E. Ramirez

(74) *Attorney, Agent, or Firm*—Davis Bujold & Daniels,
P.L.L.C.

(57) **CLAIM**

The ornamental design for a vehicle-leveling ramp, as shown and described.

DESCRIPTION

FIG. 1 is a left side perspective view of the vehicle-leveling ramp showing my new design;

FIG. 2 is a right side elevation view of the vehicle-leveling ramp;

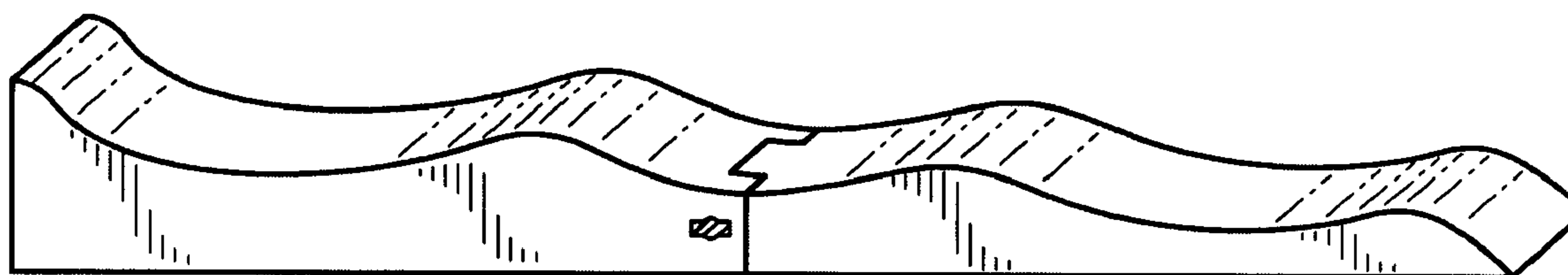
FIG. 3 is a top plan view of the vehicle-leveling ramp;

FIG. 4 is a bottom plan view of the vehicle-leveling ramp;

FIG. 5 is a rear elevation view of the vehicle-leveling ramp; and,

FIG. 6 is a front elevation view of the vehicle-leveling ramp.

1 Claim, 1 Drawing Sheet



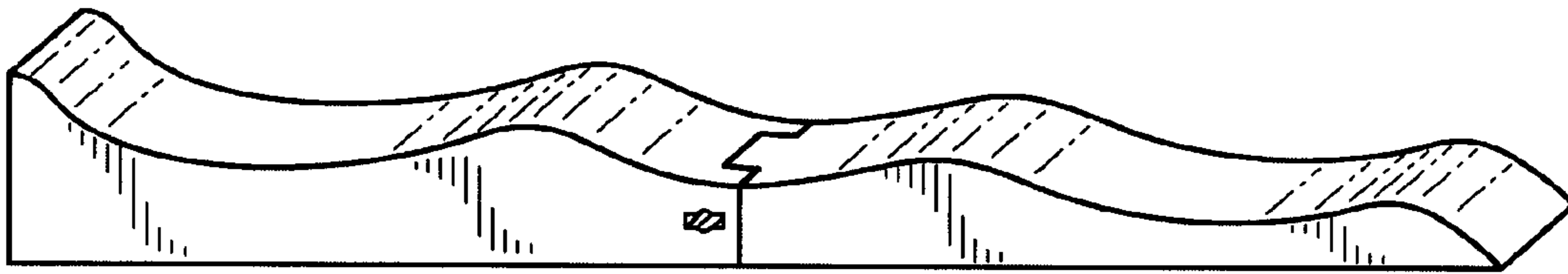


FIG. 1

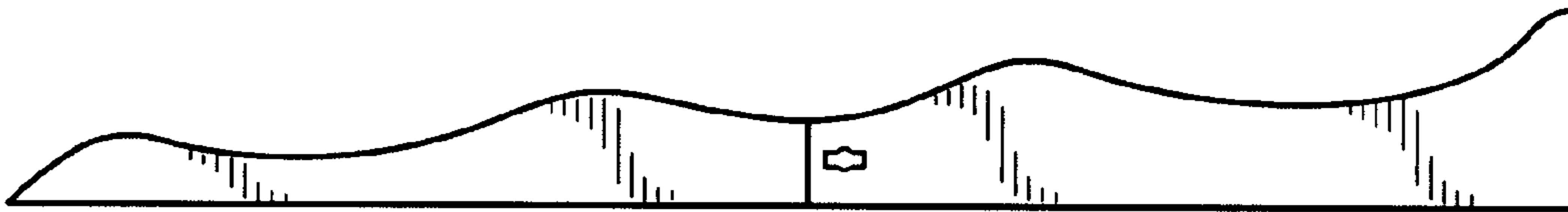


FIG. 2

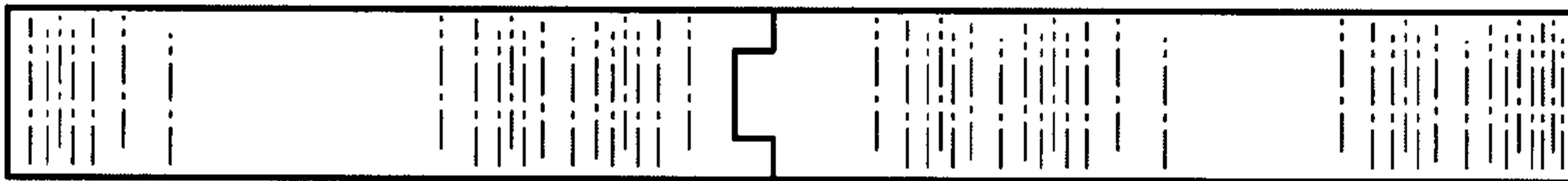


FIG. 3

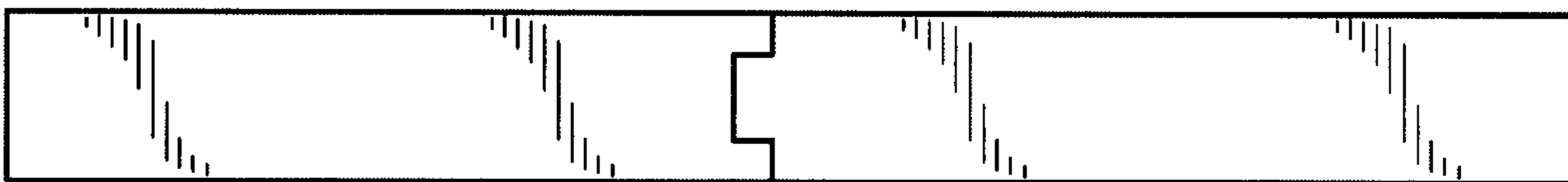


FIG. 4

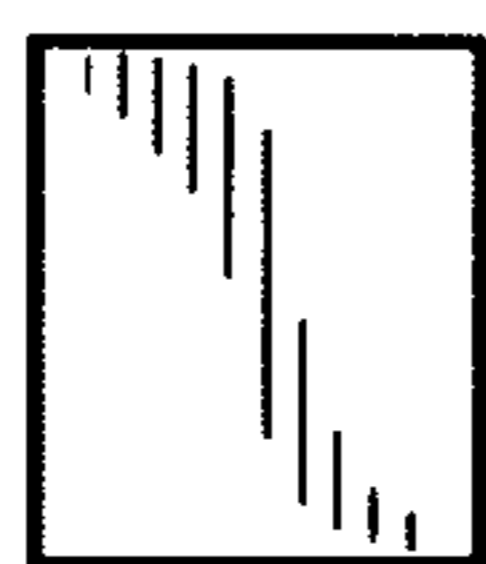


FIG. 5




FIG. 6