



US00D550913S

(12) **United States Design Patent**
D'Estais

(10) **Patent No.:** **US D550,913 S**

(45) **Date of Patent:** **** Sep. 11, 2007**

(54) **HOUSEHOLD SPONGE**

2004/0244132 A1* 12/2004 Ouellette et al. 15/227
2005/0112965 A1* 5/2005 Chang 442/30

(75) Inventor: **Mathias D'Estais**, Cairon (FR)

FOREIGN PATENT DOCUMENTS

(73) Assignee: **Financiere Elysees Balzac**, Paris (FR)

EM 000140983-0001 * 6/2004

EM 000203963-0001 * 9/2004

(**) Term: **14 Years**

EM 000259122-0005 * 2/2005

* cited by examiner

(21) Appl. No.: **29/228,540**

Primary Examiner—Alan P. Douglas

Assistant Examiner—Barbara Fox

(22) Filed: **Apr. 25, 2005**

(74) *Attorney, Agent, or Firm*—Rader, Fishman & Grauer
PLLC

(30) **Foreign Application Priority Data**

Nov. 19, 2004 (EM) 000259122-0001

(57) **CLAIM**

(51) **LOC (8) Cl.** **07-05**

The ornamental design for a household sponge, as shown and described.

(52) **U.S. Cl.** **D32/40**

(58) **Field of Classification Search** D4/120,
D4/137; D32/35, 40, 42, 46; 15/209.1, 210.1,
15/210.5, 244.1, 244.3, 244.4, 229.11, 229.12,
15/104.93, 104.94, 118, 208, 223; 451/533,
451/534, 537, 539, 523; 401/6, 196
See application file for complete search history.

DESCRIPTION

FIG. 1 is a top view of the household sponge design of the present invention;

FIG. 2 is a side elevational view of the household sponge design of the present invention;

FIG. 3 is a left end view of the household sponge design of the present invention;

(56) **References Cited**

U.S. PATENT DOCUMENTS

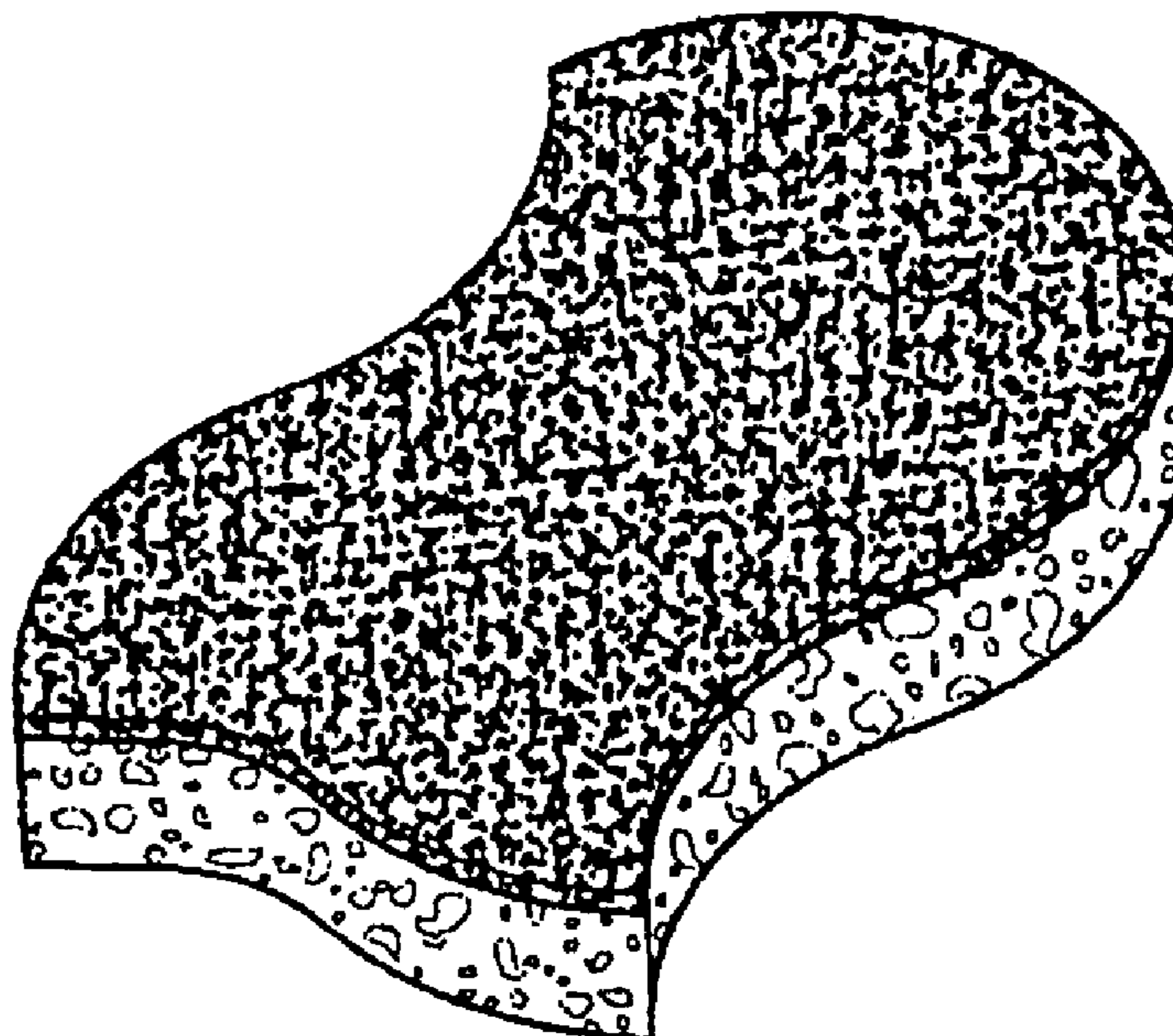
D290,576 S * 6/1987 Bird et al. D8/1
D402,514 S * 12/1998 Killins D8/16
5,955,417 A * 9/1999 Taylor 510/438
6,214,895 B1 * 4/2001 Cercone 521/57
D464,472 S * 10/2002 Haro D32/40
6,485,822 B1 * 11/2002 Osiecki et al. 428/316.6
D473,027 S * 4/2003 Pecaut D32/40
D480,852 S * 10/2003 Farce D32/40
D514,761 S * 2/2006 Seregni et al. D32/40

FIG. 4 is a right end view of the household sponge design of the present invention;

FIG. 5 is a bottom view of the household sponge design of the present invention; and,

FIG. 6 is a perspective view of the household sponge design of the present invention.

1 Claim, 1 Drawing Sheet



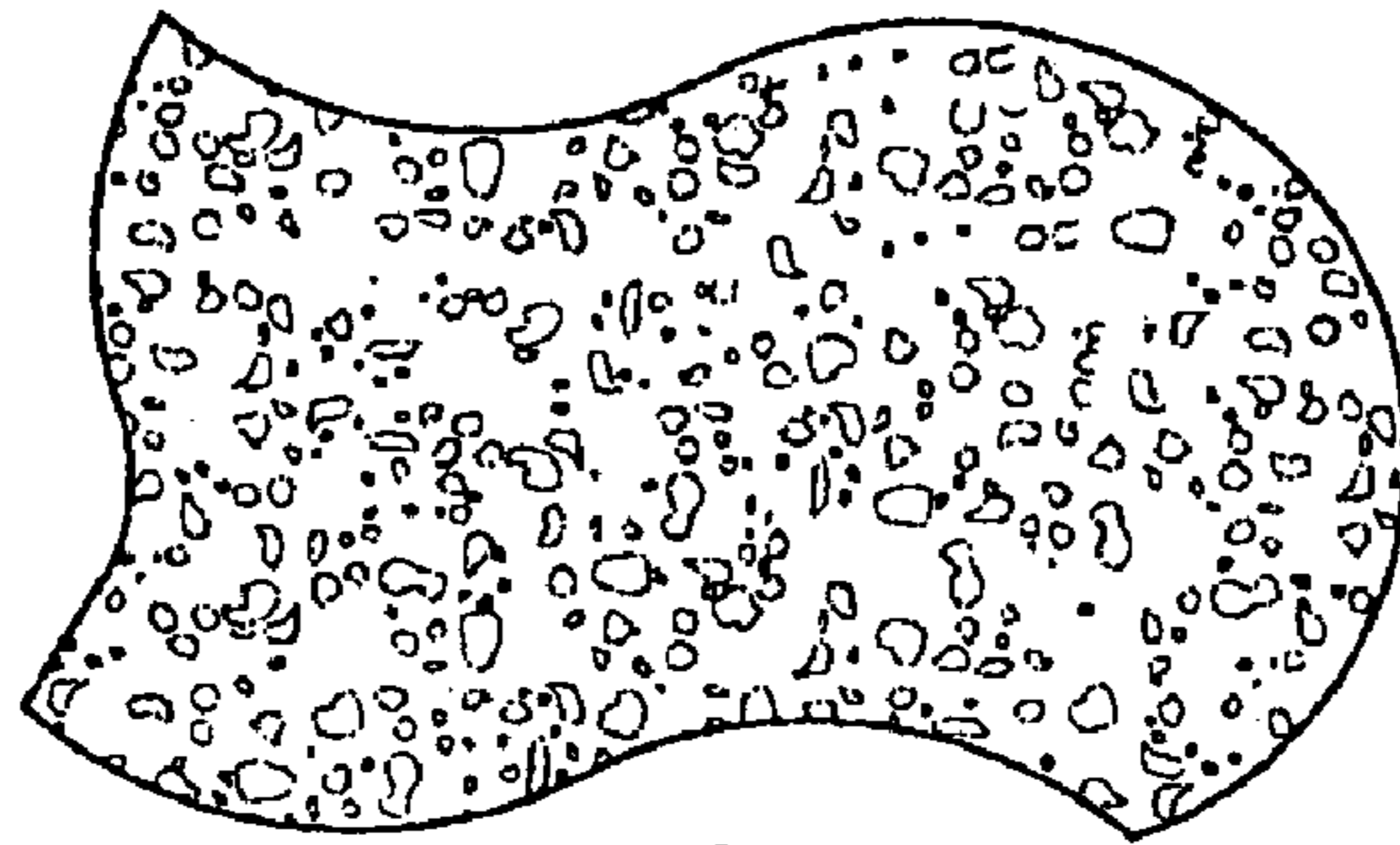


FIG. 1




FIG. 2



FIG. 3




FIG. 5




FIG. 4

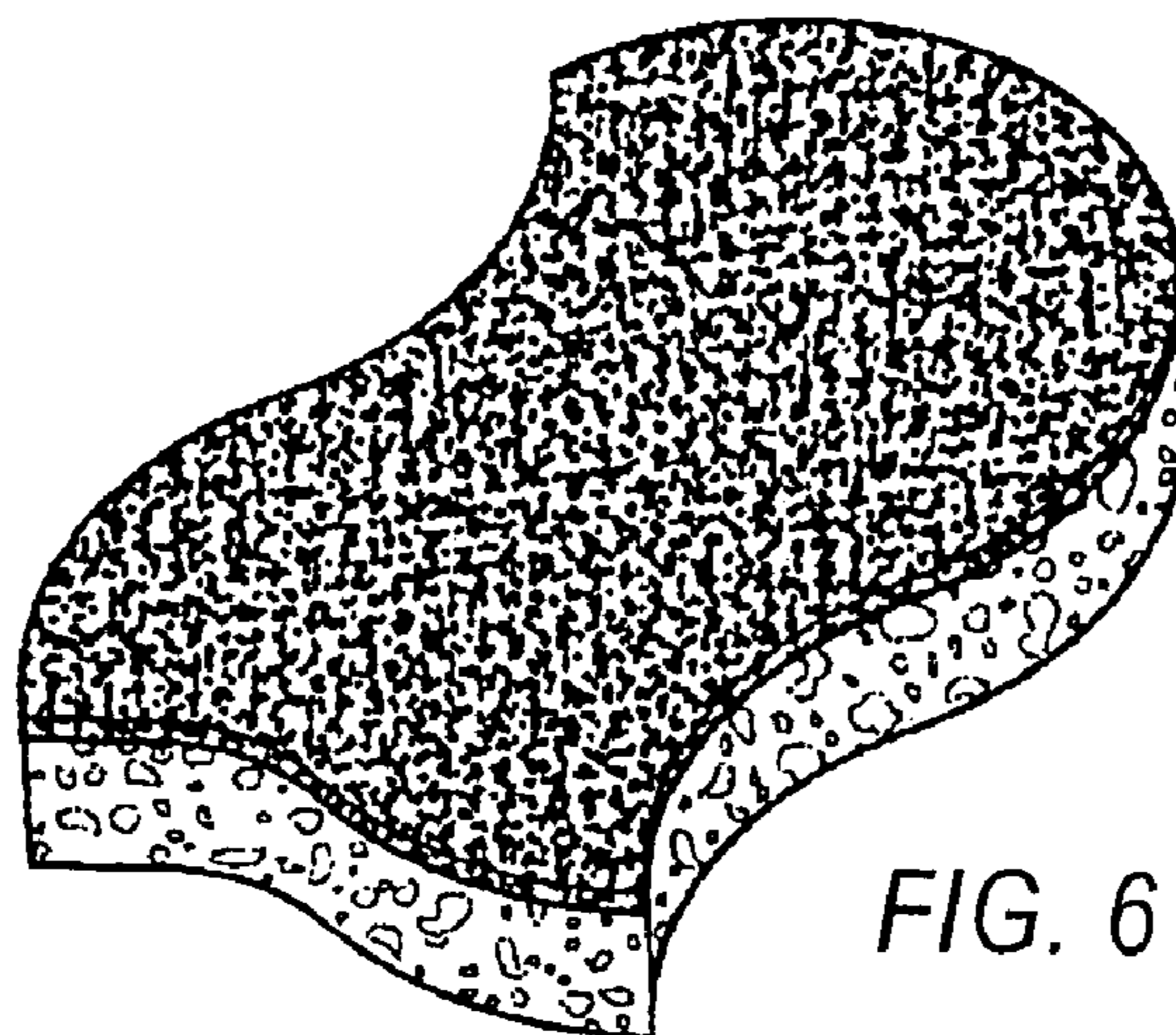


FIG. 6