



US00D550911S

(12) **United States Design Patent**  
**Bobrosky**

(10) **Patent No.:** **US D550,911 S**  
(45) **Date of Patent:** **\*\* Sep. 11, 2007**

(54) **SET OF VACUUM CLEANER HANDLES**

WO WO 2006/078580 A2 \* 7/2006

(75) Inventor: **Vincent Bobrosky**, Normal, IL (US)

**OTHER PUBLICATIONS**

(73) Assignee: **Electrolux Homecare Products Ltd.**,  
Cleveland, OH (US)

Intensity Vacuum Cleaner [online], [retrieved on Feb. 27, 2007].  
Retrieved from the internet <<http://smallappliances.electroluxusa.com/node35.asp?ProdID=37007>>.\*

(\*\*) Term: **14 Years**

\* cited by examiner

(21) Appl. No.: **29/251,983**

*Primary Examiner*—Ruth McInroy

(22) Filed: **Jan. 18, 2006**

(74) *Attorney, Agent, or Firm*—Hunton & Williams

(51) **LOC (8) Cl.** ..... **15-05**

(52) **U.S. Cl.** ..... **D32/31**

(58) **Field of Classification Search** ..... D32/21–23,  
D32/31, 15–16, 30; 15/320, 327.1, 327.2,  
15/327.6, 327.7, 328–329, 331, 344, 350–353,  
15/361, 410–411, DIG. 10, 143.1, 143.3,  
15/143.4; 55/DIG. 3, 337, 345, 429, 447,  
55/357; 95/271; 210/512.1; 16/429, 114.1,  
16/DIG. 19, 419; D8/307–308

See application file for complete search history.

(57) **CLAIM**

The ornamental design for a set of vacuum cleaner handles,  
as shown and described.

**DESCRIPTION**

FIG. 1 is a perspective view of a set of vacuum cleaner  
handles showing my new design;

FIG. 2 is a left side view thereof, the right side being a mirror  
image;

FIG. 3 is a front view thereof, the rear view being a mirror  
image;

FIG. 4 is an enlarged top plan view thereof; and,

FIG. 5 is an enlarged bottom plan view thereof.

The portions of the Figures depicted by broken lines merely  
represent the environment of the invention and have been  
shown for illustrative purposes only. The broken lines form  
no part of the claimed design.

(56) **References Cited**

**U.S. PATENT DOCUMENTS**

2005/0125944 A1\* 6/2005 Ji ..... 15/410  
2006/0156509 A1\* 7/2006 Luebbering et al. .... 15/410

**FOREIGN PATENT DOCUMENTS**

GB 2408922 A \* 6/2005

**1 Claim, 3 Drawing Sheets**

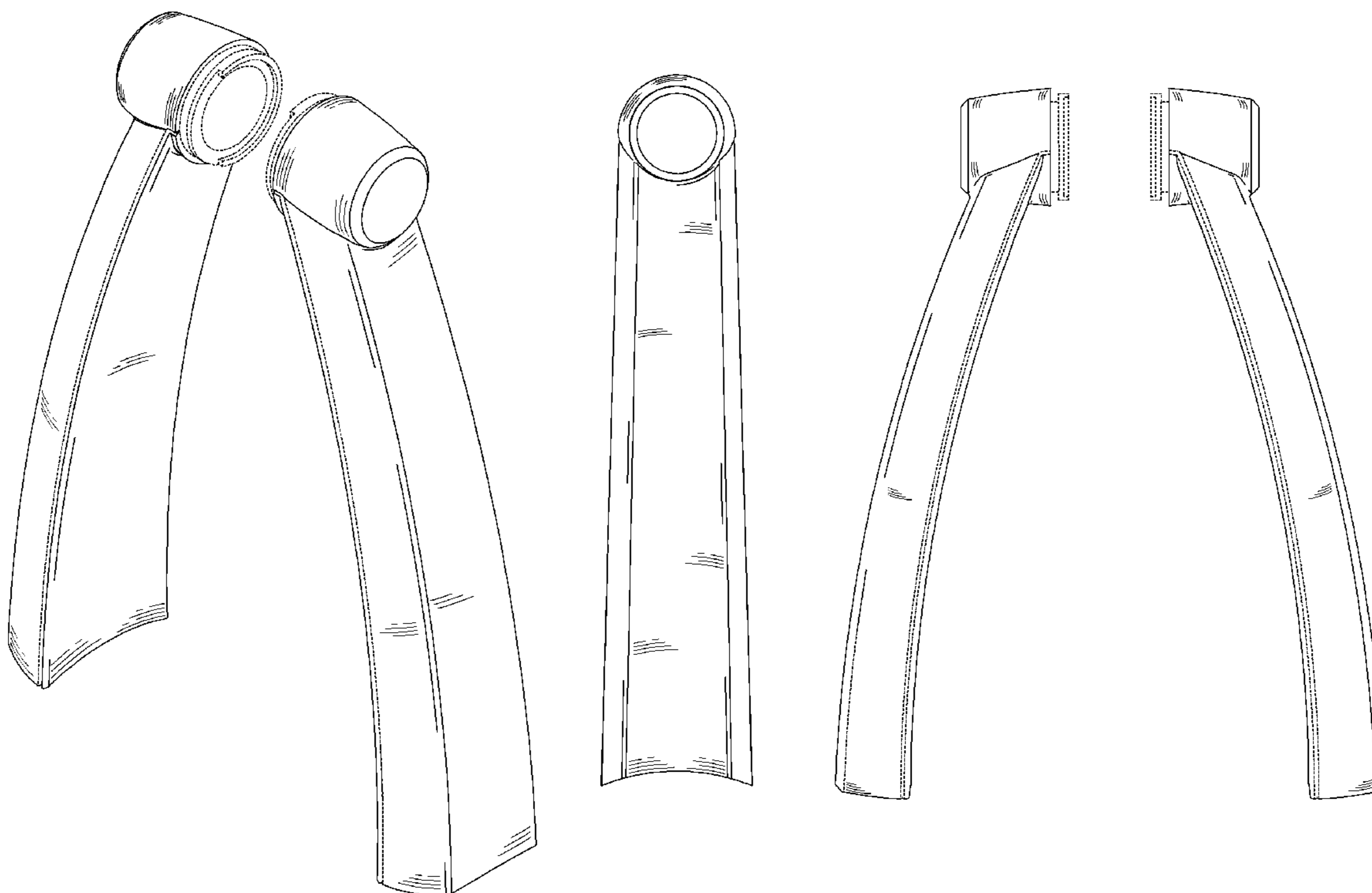
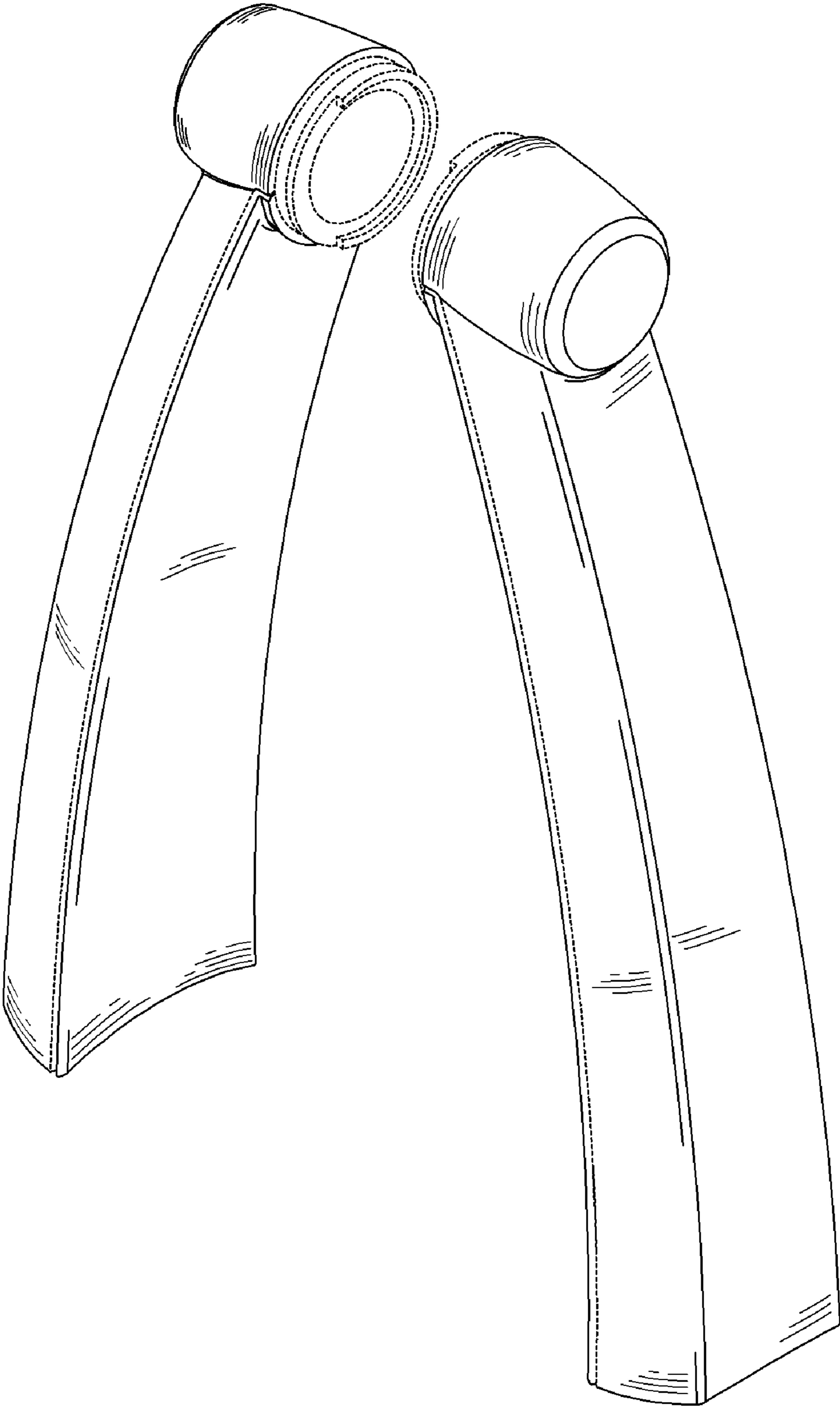


Fig. 1



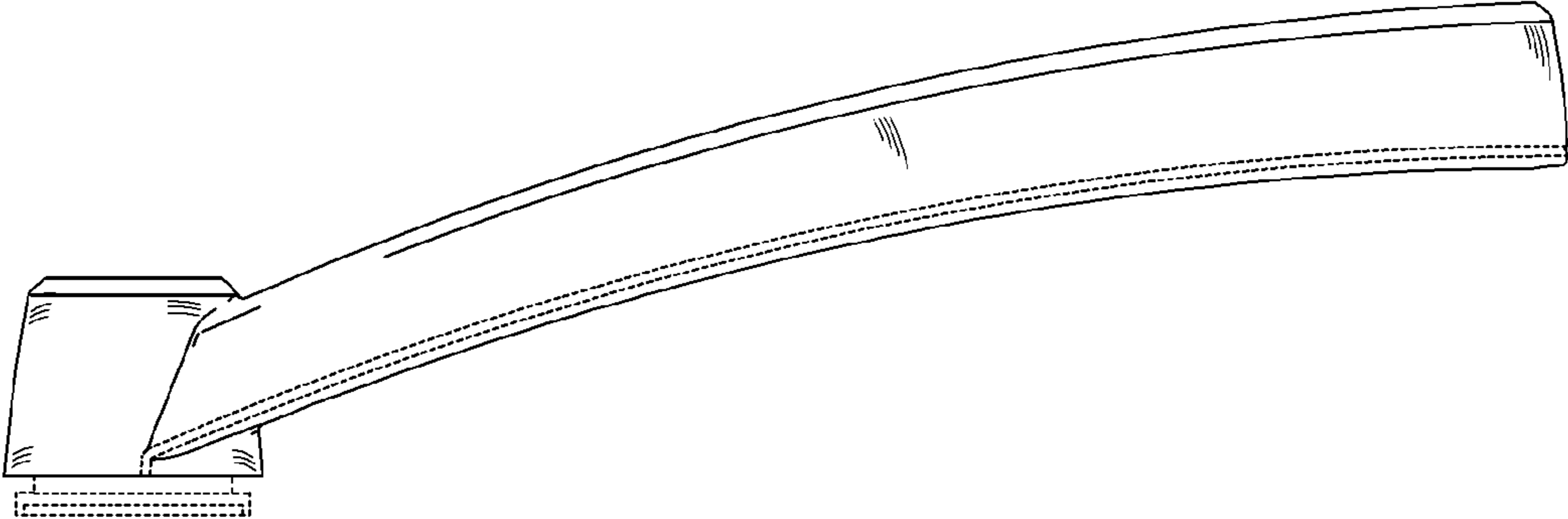


Fig. 2

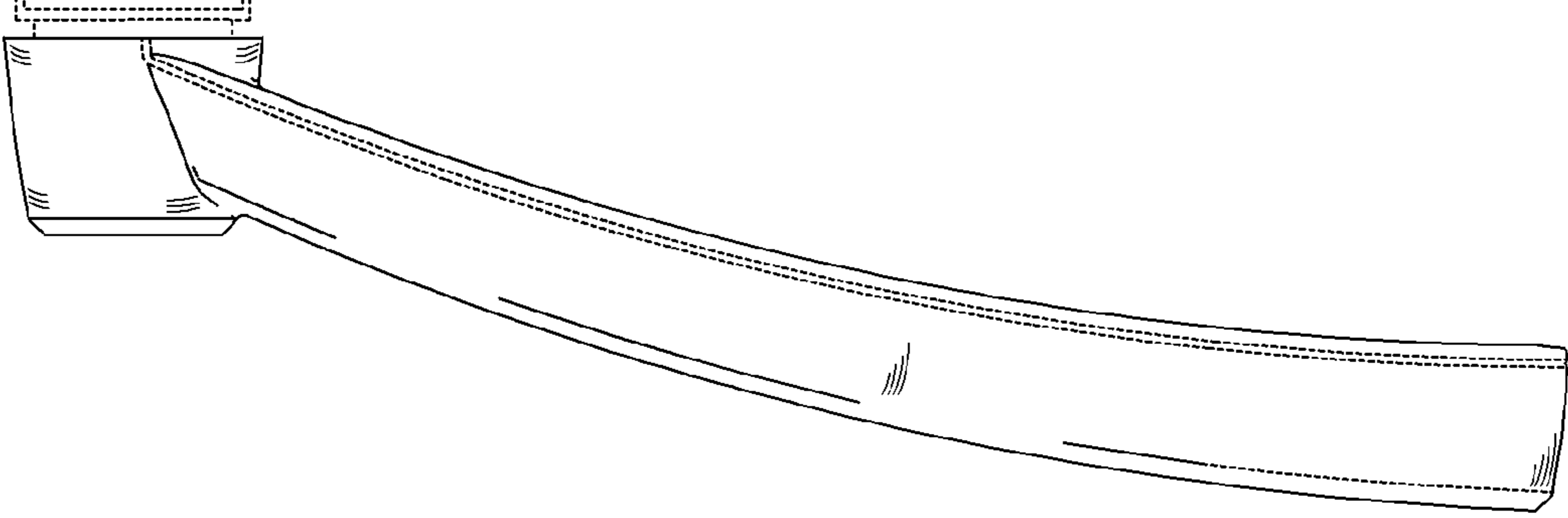


Fig. 3

Fig. 4

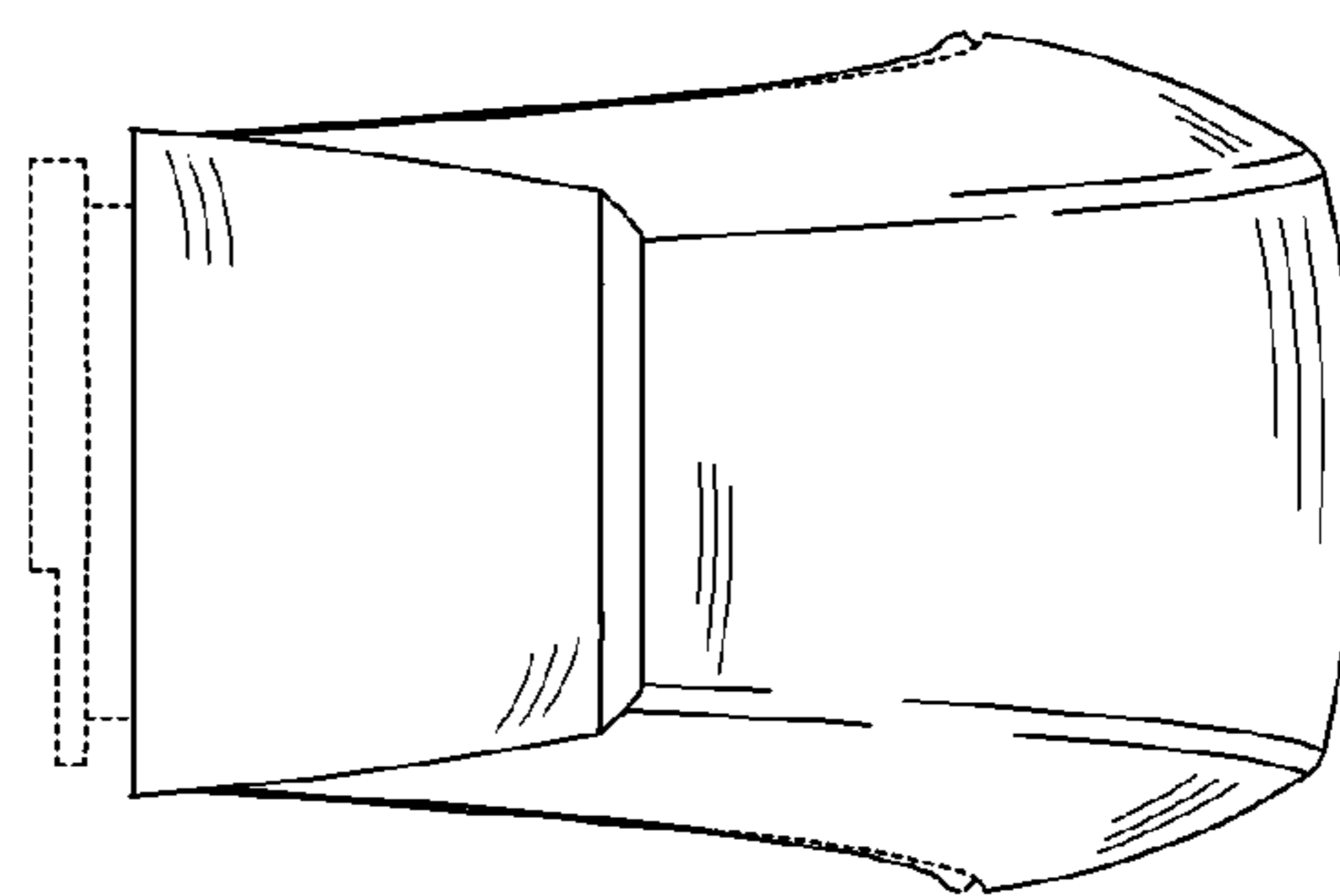
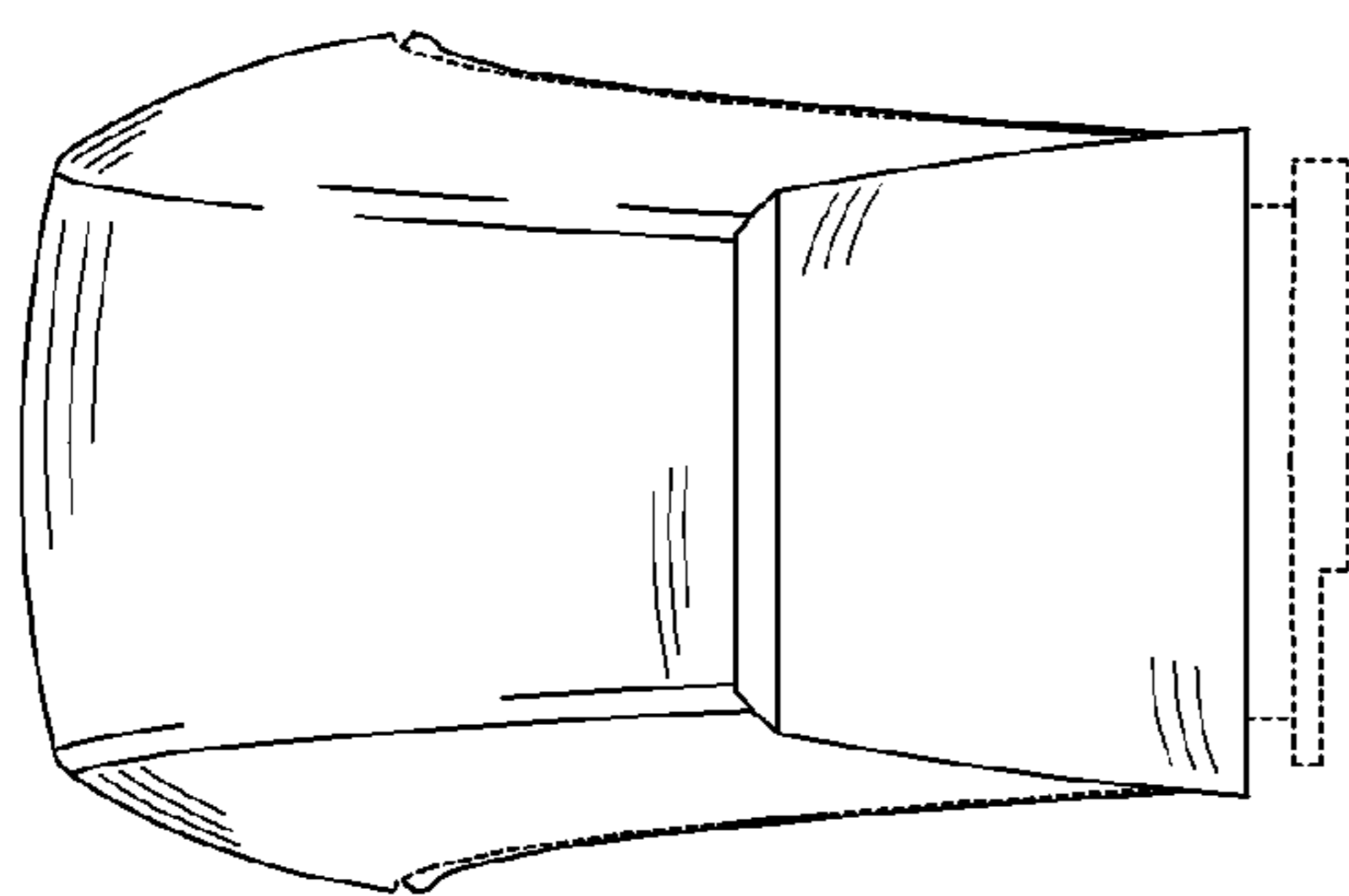


Fig. 5

