



US00D550904S

(12) **United States Design Patent**  
**Lee**

(10) **Patent No.:** **US D550,904 S**

(45) **Date of Patent:** **\*\* Sep. 11, 2007**

(54) **HELMET**

(76) **Inventor:** **Troy M. Lee**, 24 High Dr., Laguna Beach, CA (US) 92651

(\*\*) **Term:** **14 Years**

(21) **Appl. No.:** **29/249,792**

(22) **Filed:** **Oct. 20, 2006**

(51) **LOC (8) Cl.** ..... **29-02**

(52) **U.S. Cl.** ..... **D29/122; D29/107**

(58) **Field of Classification Search** ..... D29/102-107,  
D29/122; 2/410-411, 414, 416, 421-425,  
2/205, 6.1, 6.3-6.7

See application file for complete search history.

(56) **References Cited**

**U.S. PATENT DOCUMENTS**

D353,026 S *	11/1994	Kamata	.....	D29/105
D406,402 S *	3/1999	Simpson	.....	D29/107
D485,948 S *	1/2004	Yi	.....	D29/107
D498,882 S *	11/2004	Yi	.....	D29/107
D499,213 S *	11/2004	Lee	.....	D29/105

D509,029 S *	8/2005	Fournier et al.	.....	D29/122
D523,993 S *	6/2006	Dion	.....	D29/107
D526,092 S *	8/2006	Egger et al.	.....	D29/107

\* cited by examiner

*Primary Examiner*—Ruth McInroy

(74) *Attorney, Agent, or Firm*—David E. Heisey; Sheppard Mullin Richter & Hampton LLP

(57) **CLAIM**

I claim the ornamental design for a helmet, as shown and described.

**DESCRIPTION**

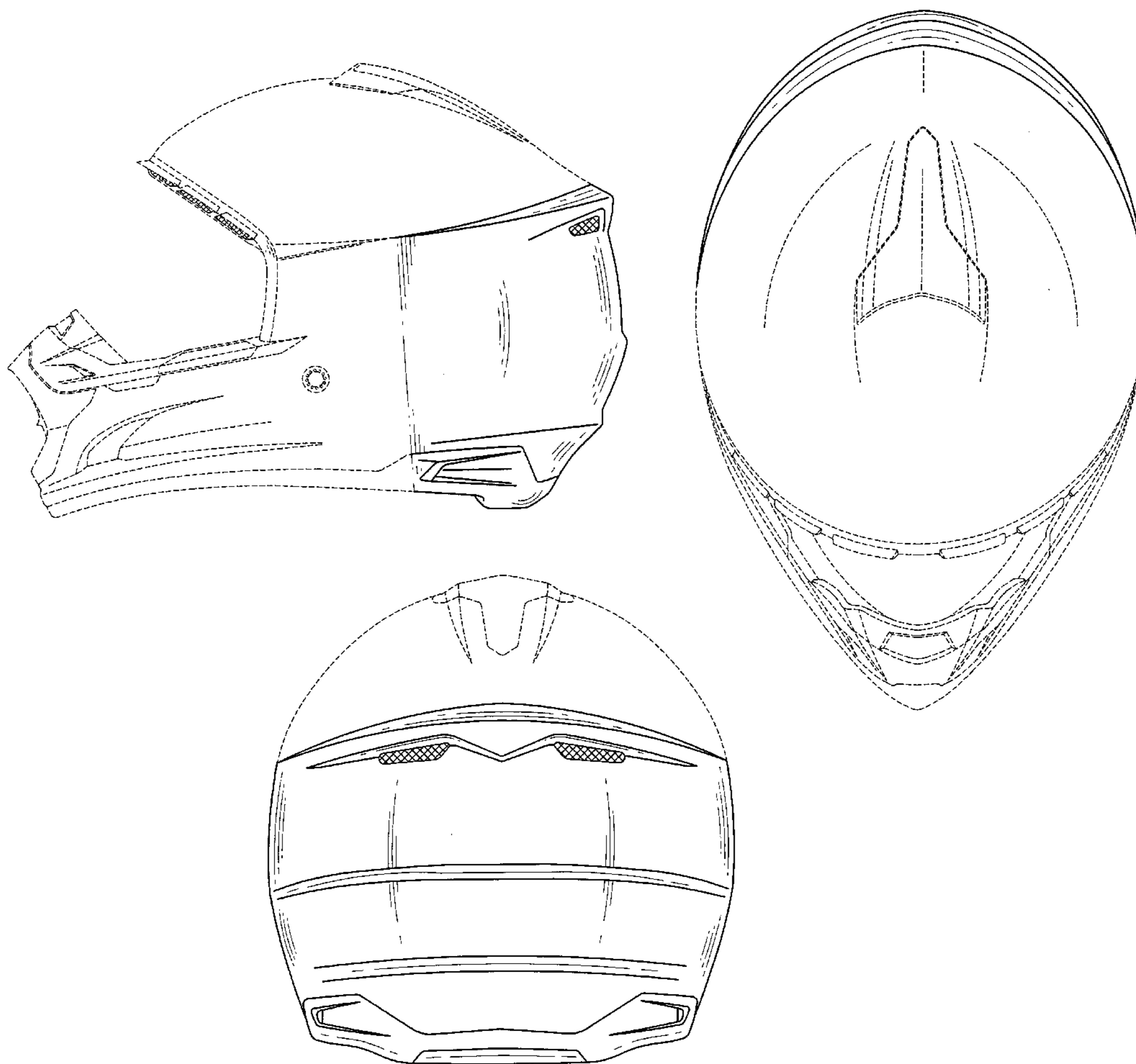
FIG. 1 is a front view of a helmet showing my new design; FIG. 2 is a left side view of the helmet, the right side being a mirror image of the left side;

FIG. 3 is a top elevational view of the helmet; and,

FIG. 4 is a rear view of the helmet.

The broken lines shown are for illustrative purposes only and form no part of the claimed design.

**1 Claim, 4 Drawing Sheets**



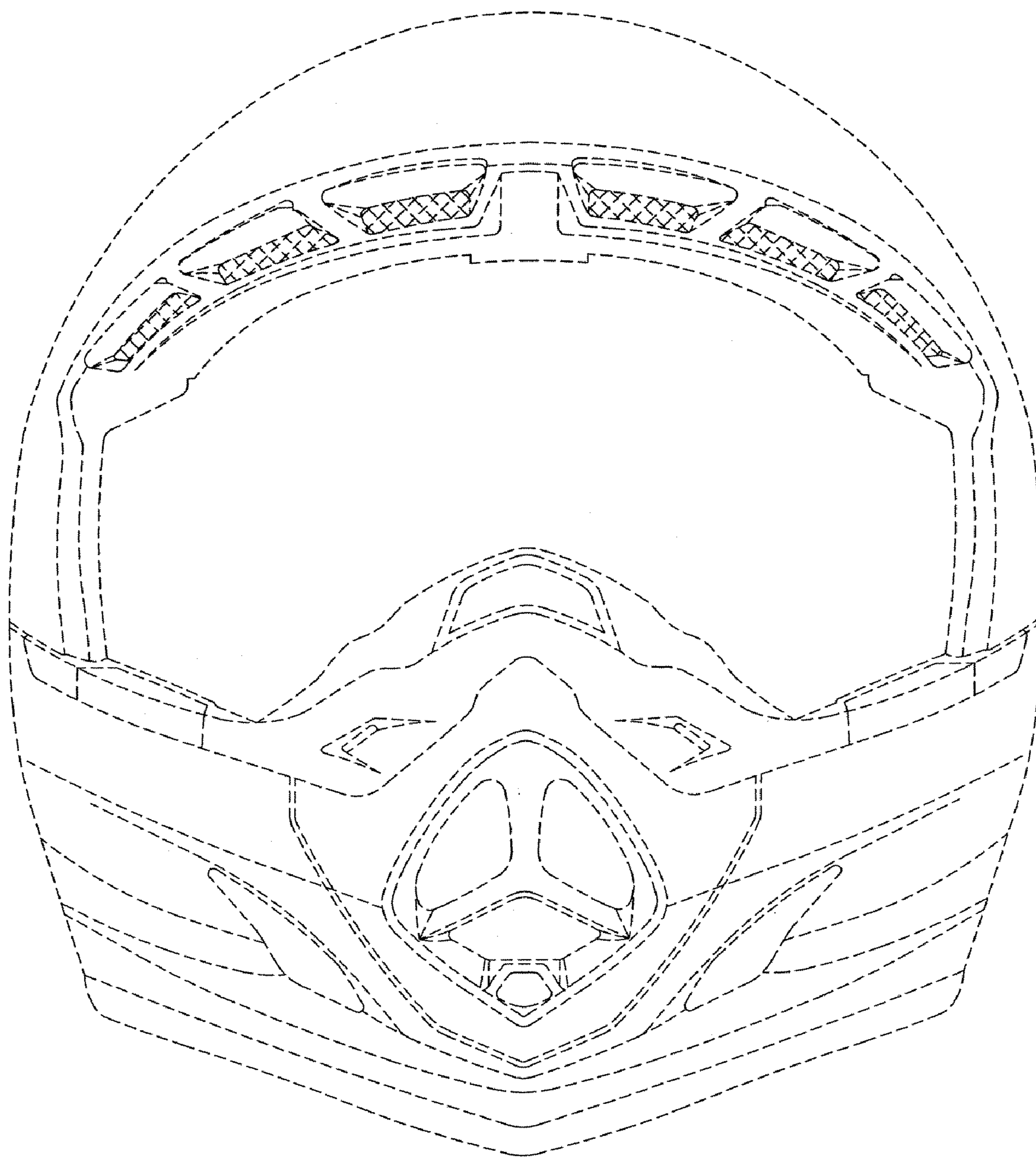


FIG. 1

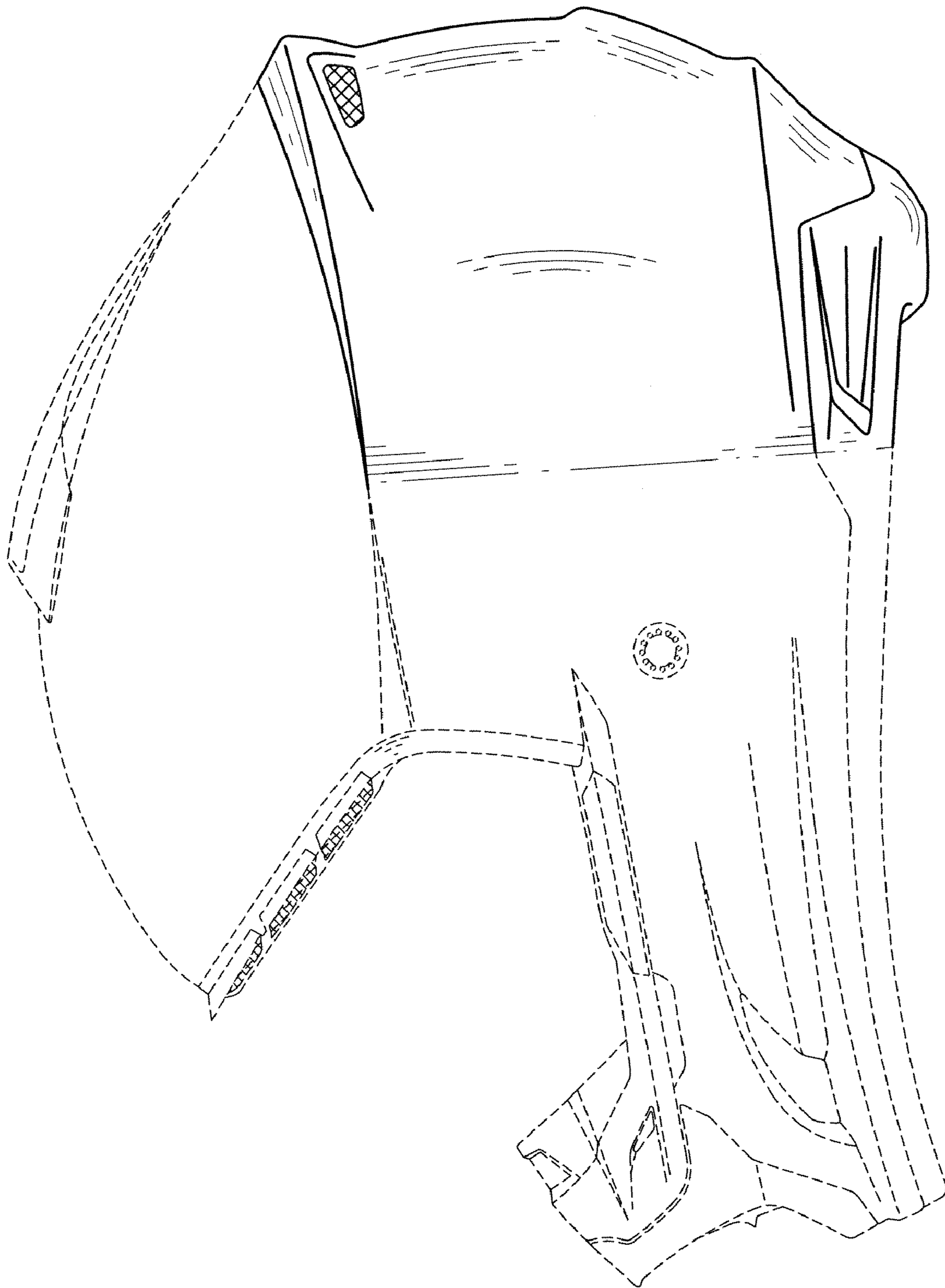


FIG. 2

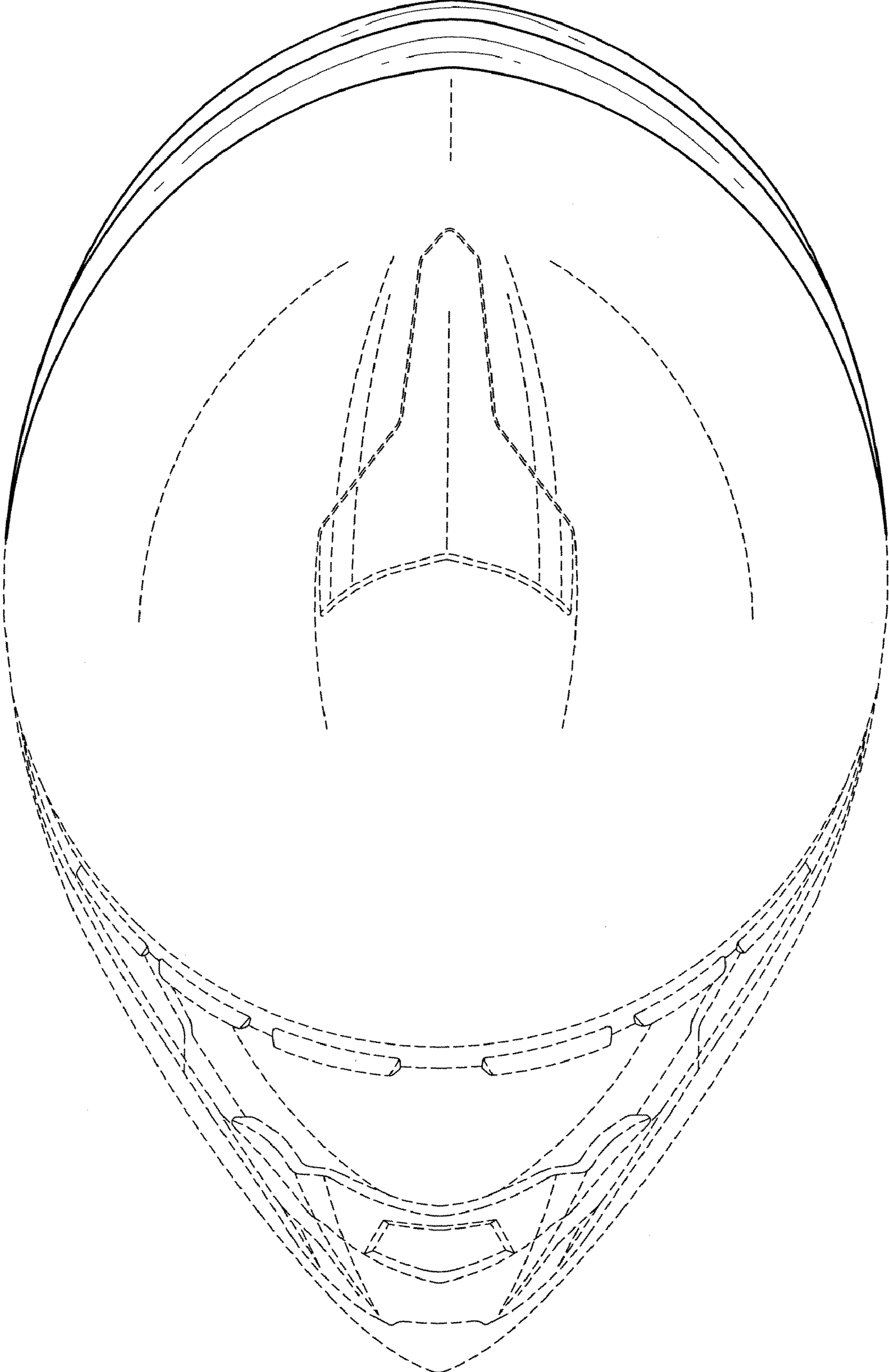


FIG. 3




FIG. 4