



US00D550896S

(12) **United States Design Patent**  
**Zhi**

(10) **Patent No.:** **US D550,896 S**

(45) **Date of Patent:** **\*\* Sep. 11, 2007**

(54) **LIGHTER**

(75) Inventor: **Hong Jiang Zhi**, Cixi Ningbo (CN)

(73) Assignees: **Zreative Product Inc.**, El Monte, CA (US); **K.K. International Corp.**, Port Washington, NY (US)

(\*\*) Term: **14 Years**

(21) Appl. No.: **29/247,017**

(22) Filed: **May 24, 2006**

(51) **LOC (8) Cl.** ..... **27-05**

(52) **U.S. Cl.** ..... **D27/154**

(58) **Field of Classification Search** ..... D27/141-161;  
431/253-256, 273-277, 129, 143, 152-153  
See application file for complete search history.

(56) **References Cited**

U.S. PATENT DOCUMENTS

D98,393 S *	1/1936	Gibson	.....	D27/157
D140,349 S *	2/1945	Horsley	.....	D27/160
D190,521 S *	6/1961	Newman	.....	D27/154
D214,643 S *	7/1969	Genoud	.....	D27/156
D215,177 S *	9/1969	Goto	.....	D27/155
D226,449 S *	3/1973	Van Heuvel	.....	D27/156
D324,955 S *	3/1992	Coffey et al.	.....	D3/208
6,186,772 B1 *	2/2001	Huang	.....	431/153

\* cited by examiner

*Primary Examiner*—Jennifer Rivard

(74) *Attorney, Agent, or Firm*—Notaro & Michalos PC

(57) **CLAIM**

The ornamental design for a lighter, as shown and described.

**DESCRIPTION**

FIG. 1 is a top front, right perspective view of a lighter illustrating my new design therefore;

FIG. 2 is a top rear right perspective view thereof;

FIG. 3 is a side elevational view thereof, the opposite side being an identical mirror image of FIG. 3;

FIG. 4 is a front elevational view thereof;

FIG. 5 is a rear elevational view thereof;

FIG. 6 is a bottom plan view thereof;

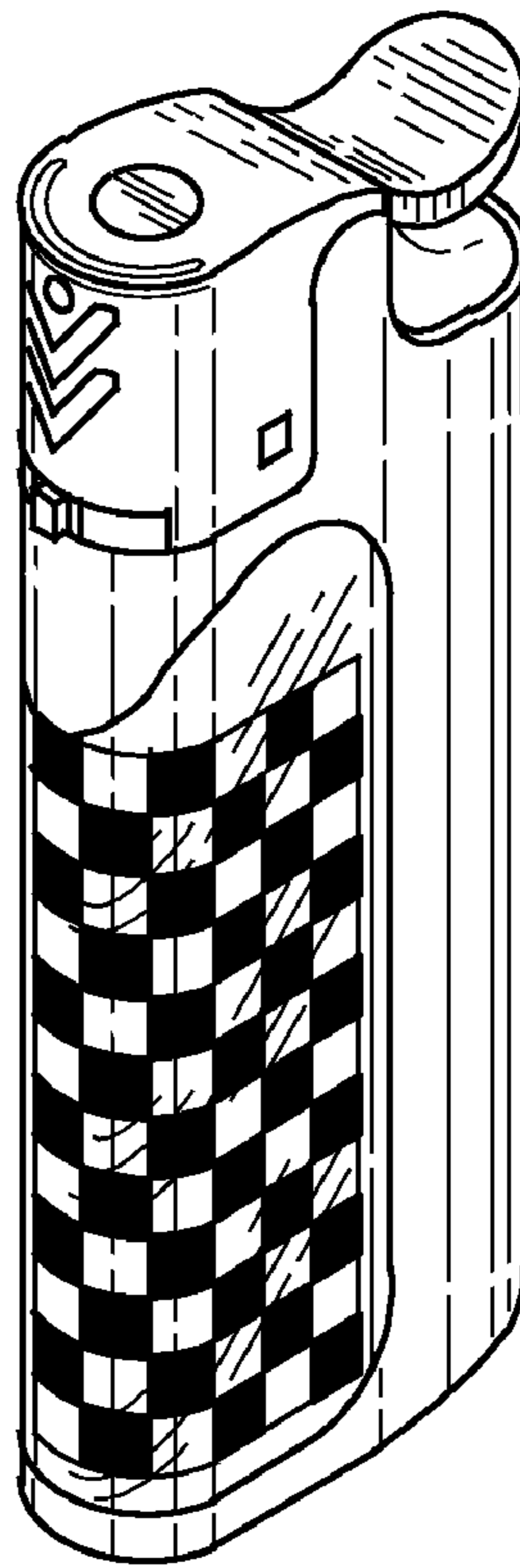
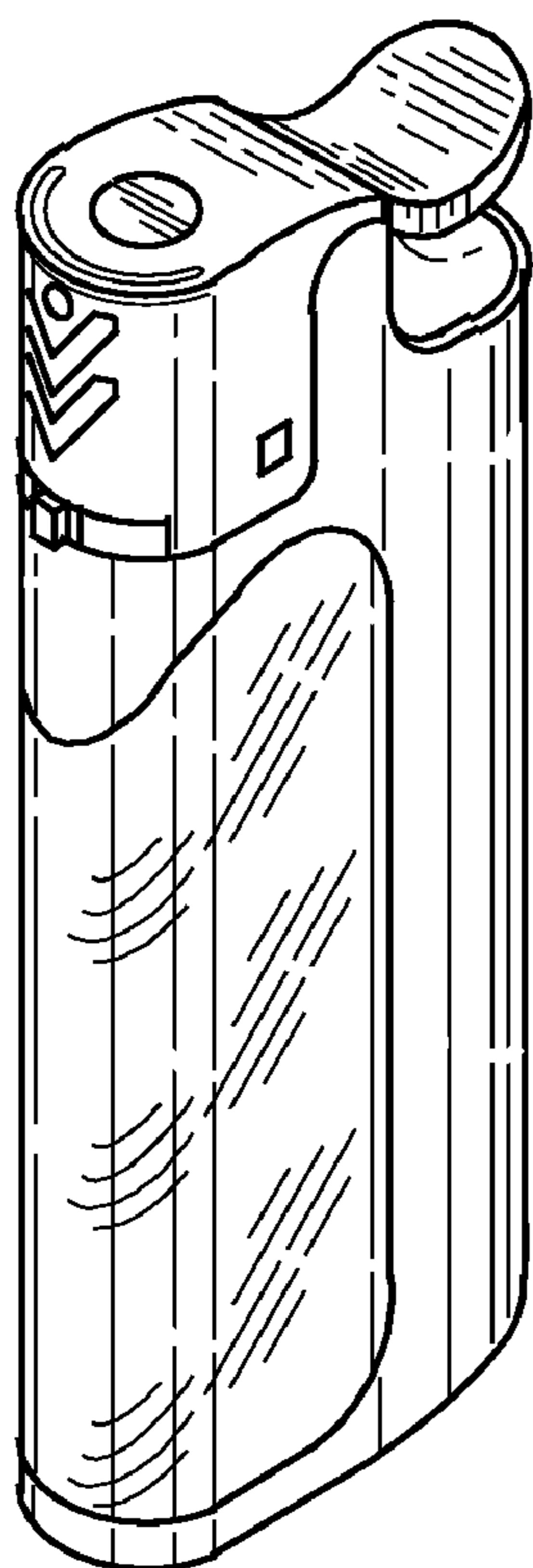
FIG. 7 is a top plan view thereof;

FIG. 8 is a top front, right perspective view of the second embodiment of the lighter, the opposite perspective view being a mirror image thereof; and,

FIG. 9 is a top rear right perspective view of the second embodiment of the lighter, the opposite perspective view being a mirror image thereof.

With the exception of the pattern, all views of the second embodiment are identical to the first embodiment.

**1 Claim, 3 Drawing Sheets**



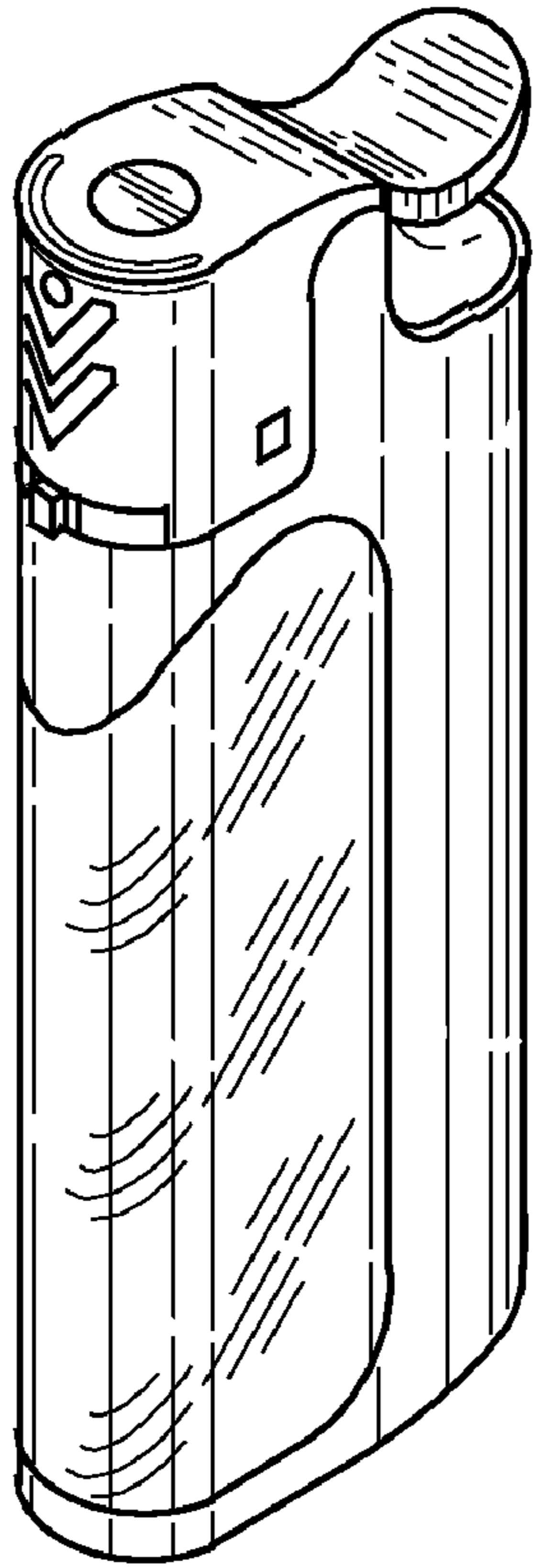


FIG. 1

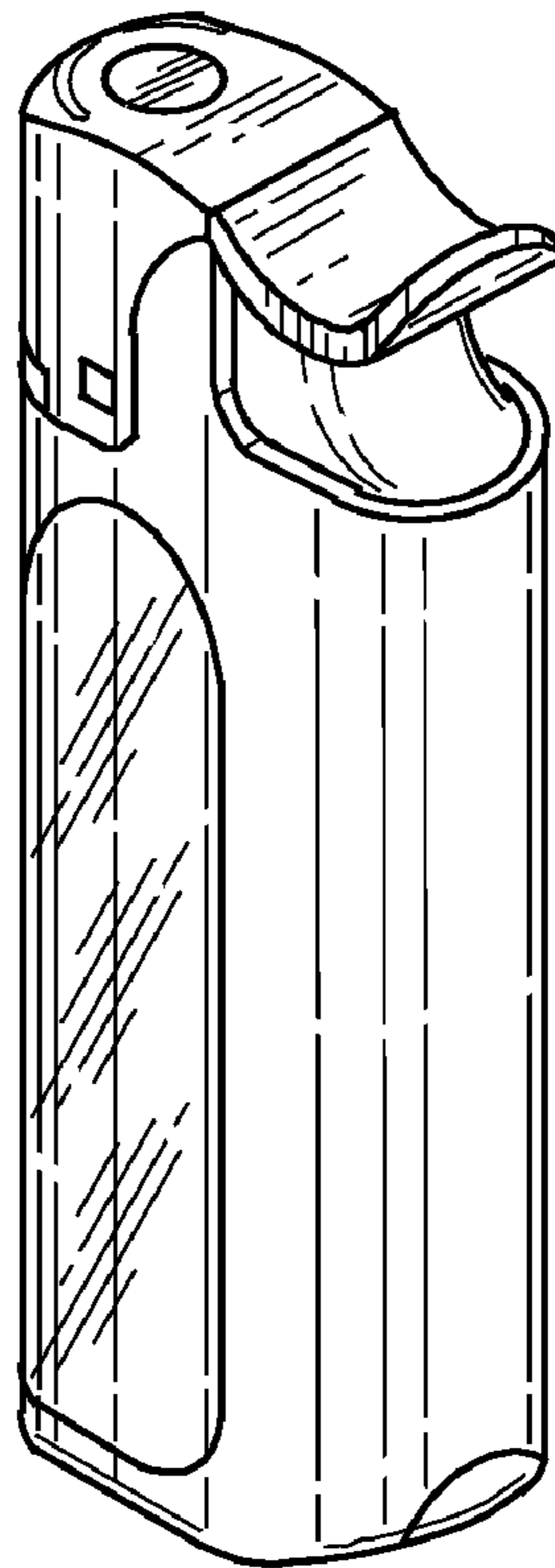


FIG. 2

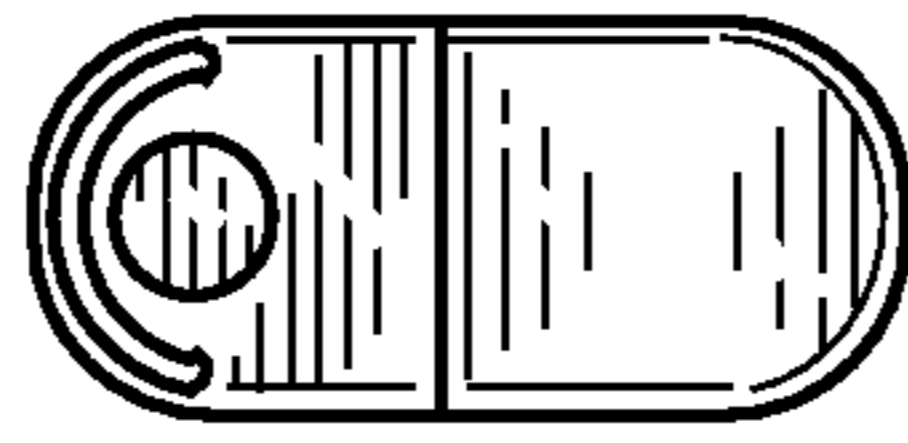


FIG. 7

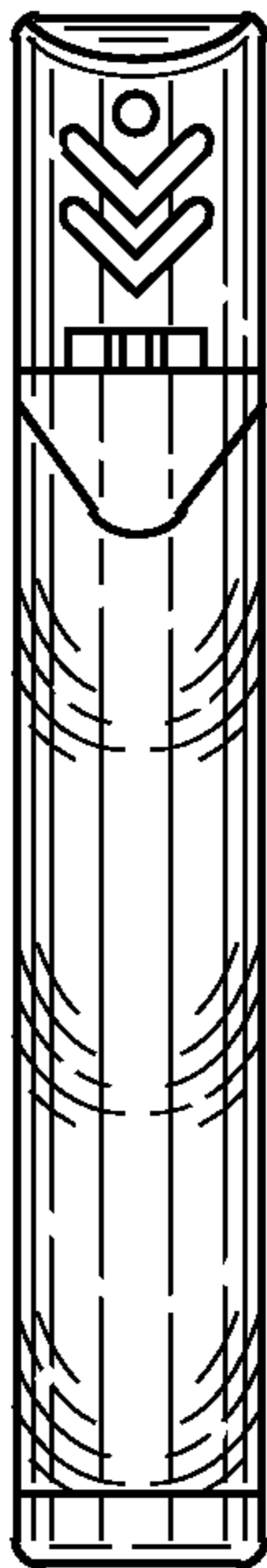


FIG. 4

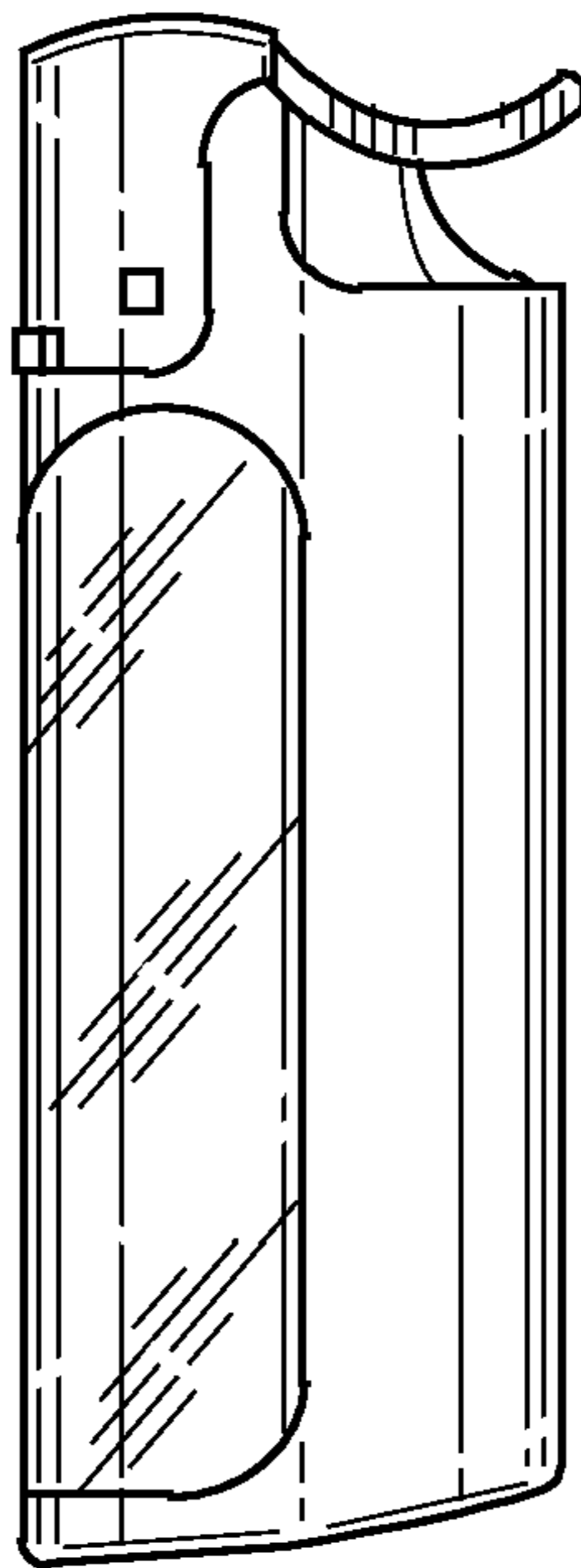


FIG. 3



FIG. 5

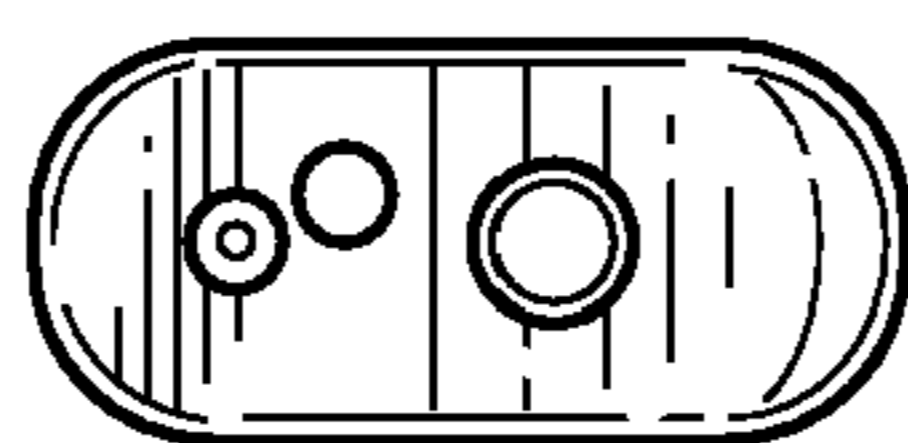


FIG. 6




FIG. 8

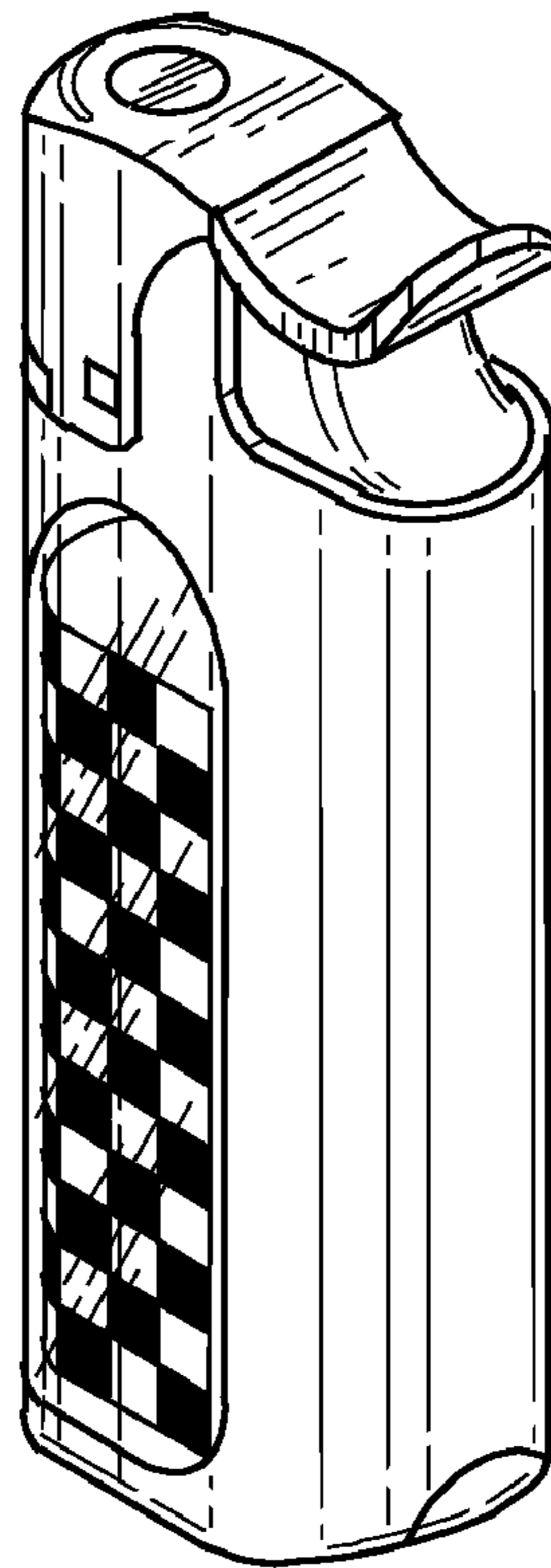


FIG. 9