



US00D550881S

(12) **United States Design Patent**  
**Lay et al.**

(10) **Patent No.:** **US D550,881 S**

(45) **Date of Patent:** **\*\* Sep. 11, 2007**

(54) **LIGHTING FIXTURE ENCLOSURE**

(75) Inventors: **James Michael Lay**, Cumming, GA (US); **George McIlwraith**, Peachtree City, GA (US)

(73) Assignee: **Acuity Brands, Inc.**, Atlanta, GA (US)

(\*\*) Term: **14 Years**

(21) Appl. No.: **29/253,968**

(22) Filed: **Feb. 15, 2006**

(51) **LOC (8) Cl.** ..... **26-05**

(52) **U.S. Cl.** ..... **D26/68**

(58) **Field of Classification Search** ..... D26/8, D26/67, 68, 71, 73, 85, 118, 128–130, 138, D26/152; 362/145, 152, 153, 153.1, 183, 362/266, 431, 312, 314, 356, 363, 415, 806; 431/320

See application file for complete search history.

(56) **References Cited**

**U.S. PATENT DOCUMENTS**

- D84,697 S \* 7/1931 Haas ..... D26/68
- D110,255 S \* 6/1938 Nemeroff ..... D26/128
- D117,919 S \* 12/1939 Caestecker ..... D26/128
- D127,895 S \* 6/1941 Ohm ..... D26/128
- D161,335 S \* 12/1950 Harling ..... D26/71
- D323,406 S \* 1/1992 Fisher ..... D26/68

- D444,899 S \* 7/2001 Bossy ..... D26/68
- D529,216 S \* 9/2006 Izardel ..... D26/67

\* cited by examiner

*Primary Examiner*—Clare E Heflin

(74) *Attorney, Agent, or Firm*—Kilpatrick Stockton, LLP

(57) **CLAIM**

The ornamental design for a lighting fixture enclosure, as shown and described.

**DESCRIPTION**

FIG. 1 shows a perspective view of a lighting fixture enclosure of the present invention.

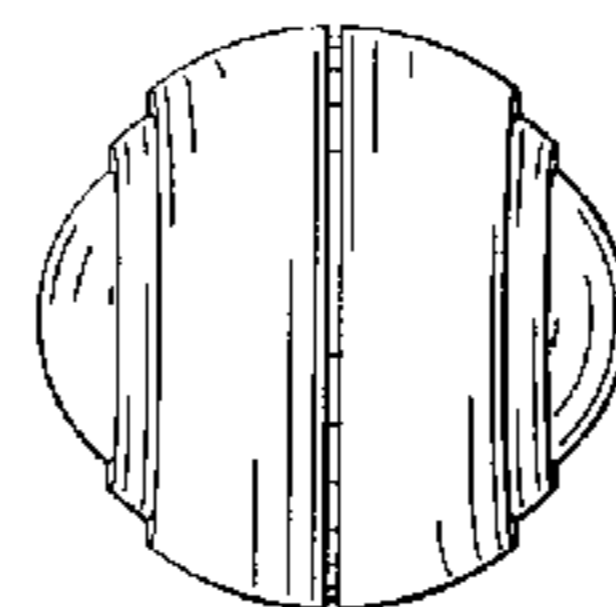
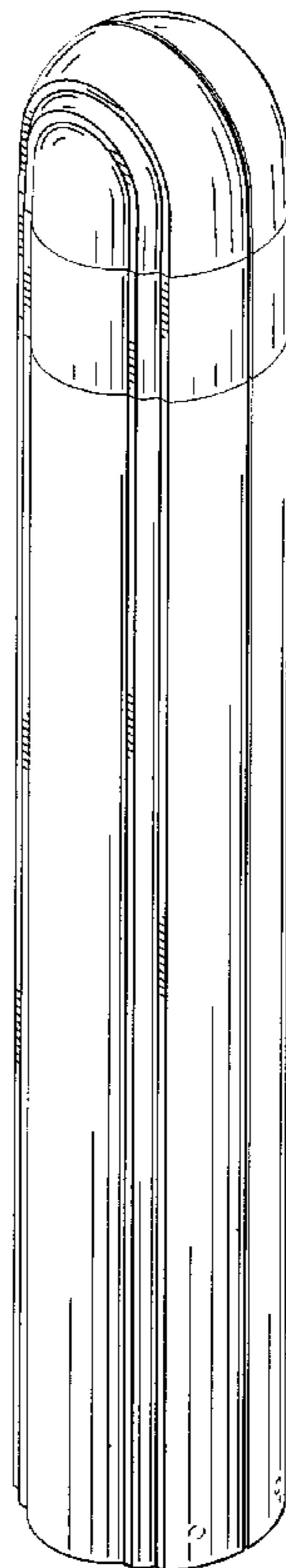
FIG. 2 shows a front elevation view of the lighting fixture enclosure of FIG. 1, the rear elevation view being a mirror image of the front elevation view.

FIG. 3 shows a left side elevation view of the lighting fixture enclosure of FIG. 1, the right side elevation view being a mirror image of the left side elevation view; and,

FIG. 4 shows a top view of the lighting fixture enclosure of FIG. 1.

Portions of the lighting fixture enclosure not shown in the accompanying drawings form no part of the claimed design. The broken lines are for illustrative purposes only, and form no part of the claimed design.

**1 Claim, 2 Drawing Sheets**



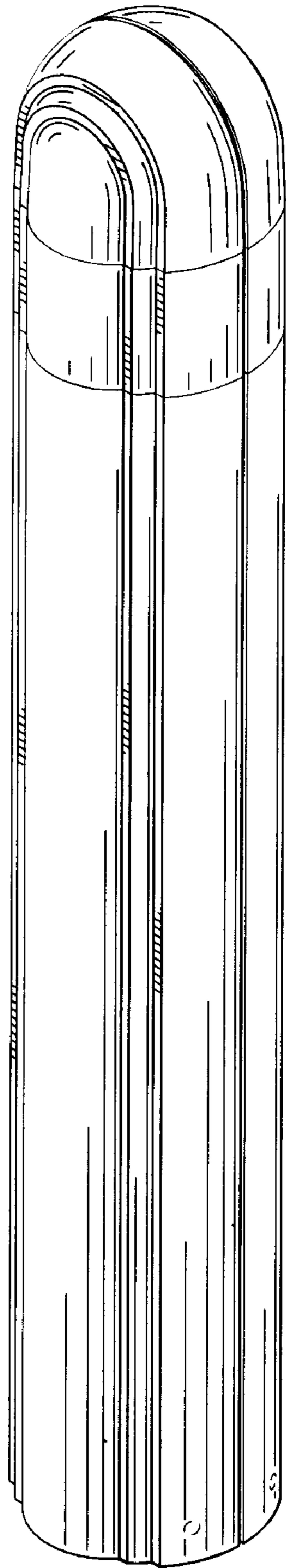


FIG. 1

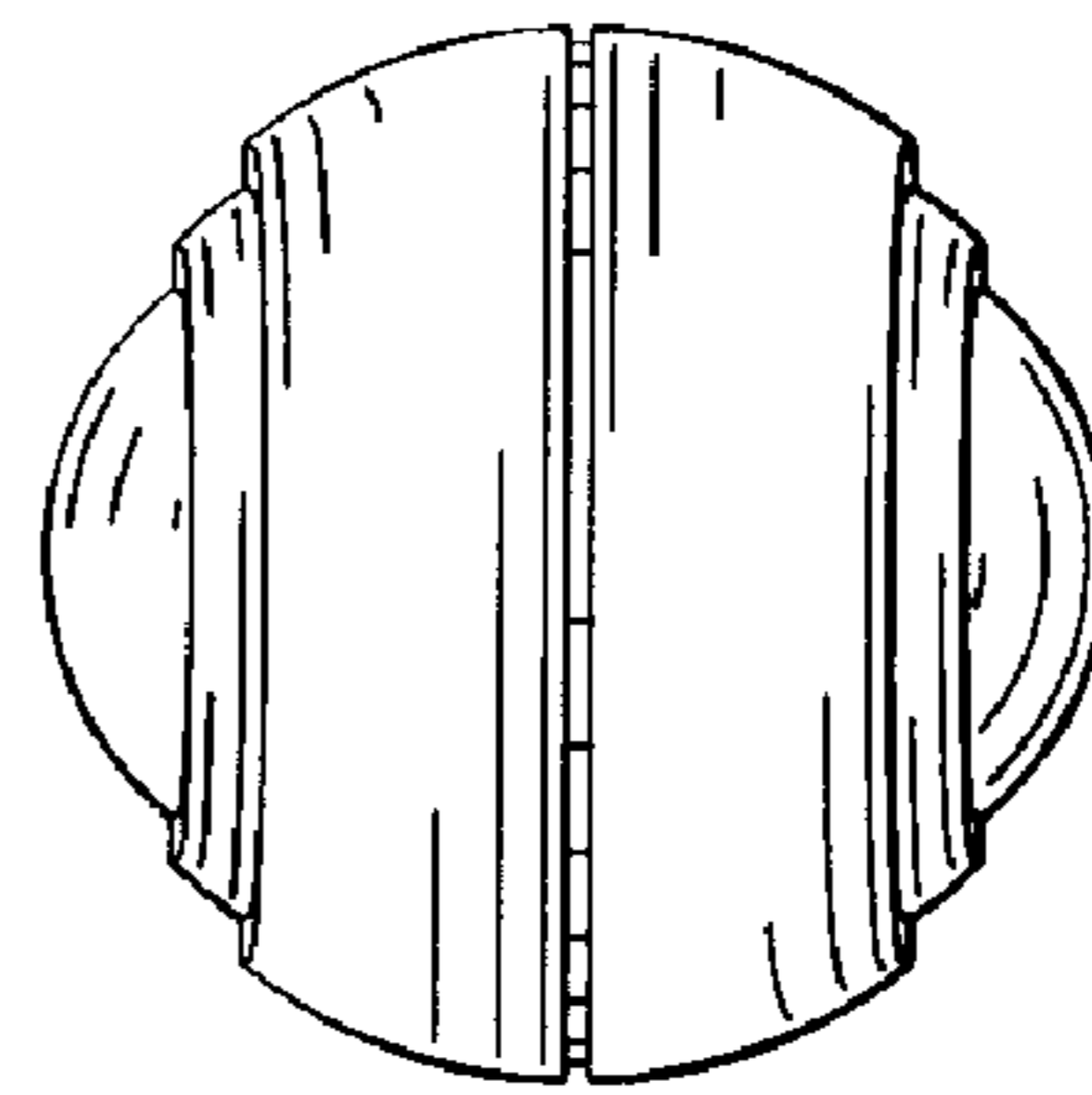


FIG. 4

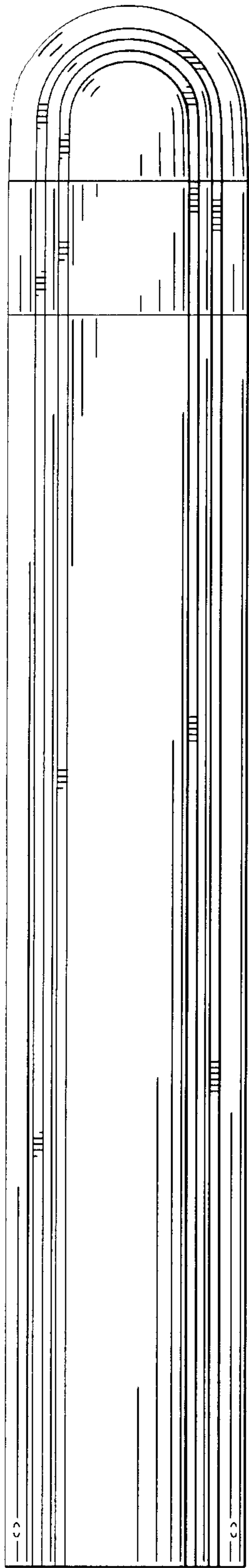


FIG. 2

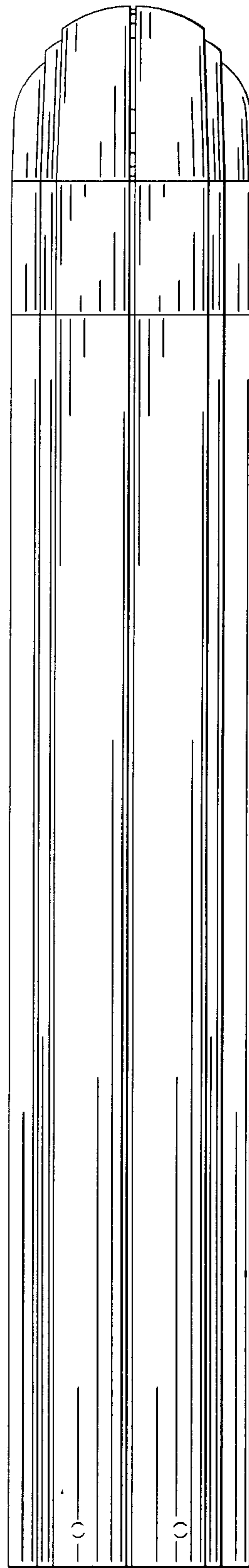


FIG. 3