



US00D550876S

(12) **United States Design Patent**  
**Thuma et al.**

(10) **Patent No.:** **US D550,876 S**

(45) **Date of Patent:** **\*\* Sep. 11, 2007**

(54) **FLASHLIGHT WITH TRANSFORMABLE PORTIONS**

D371,855 S \* 7/1996 Heun ..... D26/43  
D404,157 S \* 1/1999 Carbone ..... D26/43  
D504,535 S \* 4/2005 Shiu ..... D26/60  
2005/0174759 A1 \* 8/2005 Thuma et al. .... 362/157

(75) Inventors: **Michael C. Thuma**, LaGrange, IL (US); **Paul Mann**, Oak Park, IL (US)

\* cited by examiner

(73) Assignee: **NTM Industries, LLC**, La Grange, IL (US)

*Primary Examiner*—Clare E Heflin

(74) *Attorney, Agent, or Firm*—Niro, Scavone, Haller & Niro

(\*\*) Term: **14 Years**

(21) Appl. No.: **29/230,135**

(57) **CLAIM**

(22) Filed: **May 17, 2005**

The ornamental design for a flashlight with transformable portions, as shown and described.

(51) **LOC (8) Cl.** ..... **26-05**

(52) **U.S. Cl.** ..... **D26/62; D26/60**

(58) **Field of Classification Search** ..... D26/60–63,  
D26/65, 28, 37, 43, 44; 362/98, 99, 103,  
362/105, 120, 197, 198, 199, 269, 282, 285,  
362/287, 288, 289, 306, 396

See application file for complete search history.

**DESCRIPTION**

FIG. 1 is a perspective view of the flashlight with transformable portions.

FIG. 2 is a first side view thereof.

FIG. 3 is a front view thereof.

FIG. 4 is a rear view thereof.

FIG. 5 is a second side view thereof.

FIG. 6 is a third side view thereof; and,

FIG. 7 is a fourth side view thereof.

(56) **References Cited**

**U.S. PATENT DOCUMENTS**

D282,587 S \* 2/1986 Shwisha ..... D26/60  
D287,412 S \* 12/1986 Fung ..... D26/60  
5,154,483 A \* 10/1992 Zeller ..... 362/198

**1 Claim, 2 Drawing Sheets**

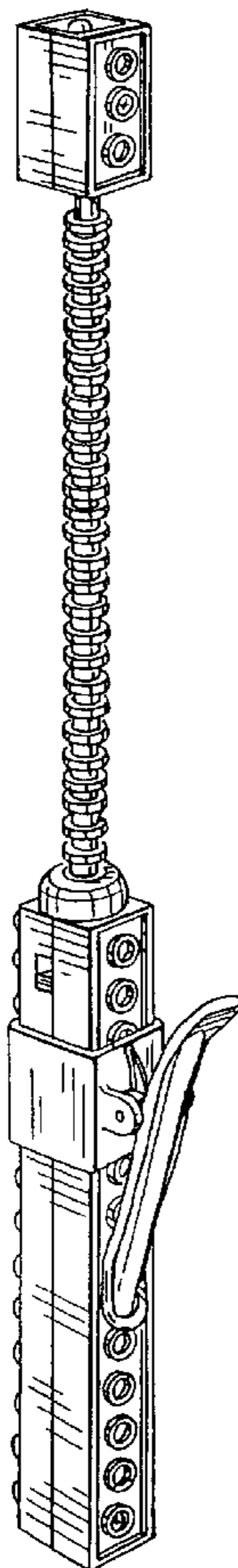


FIG. 1

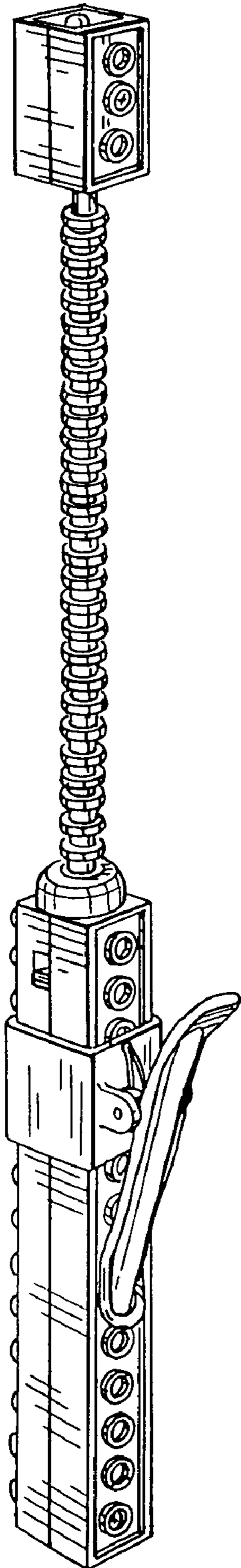


FIG. 3

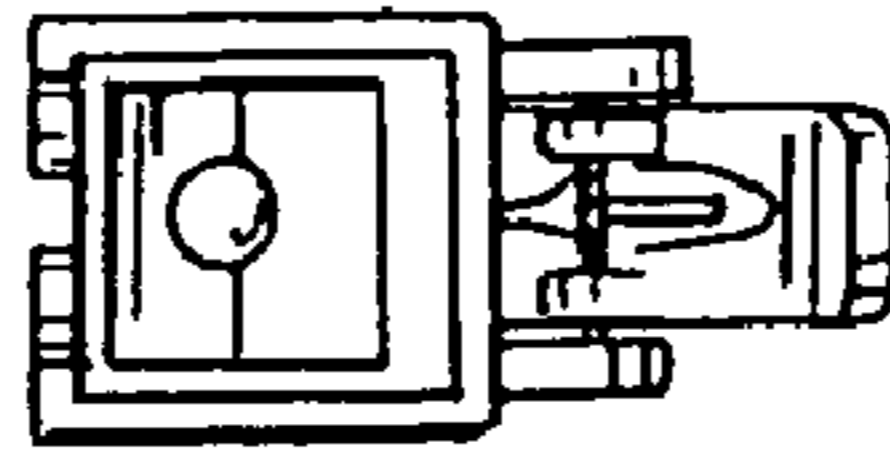


FIG. 2




FIG. 4

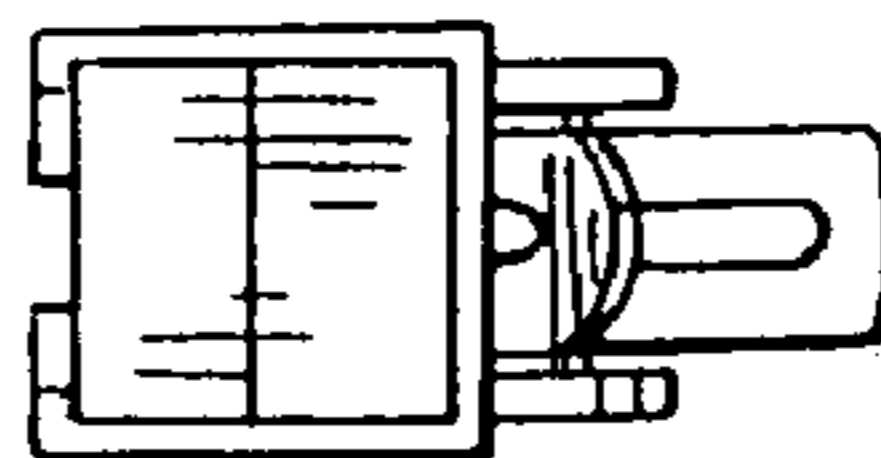


FIG. 5

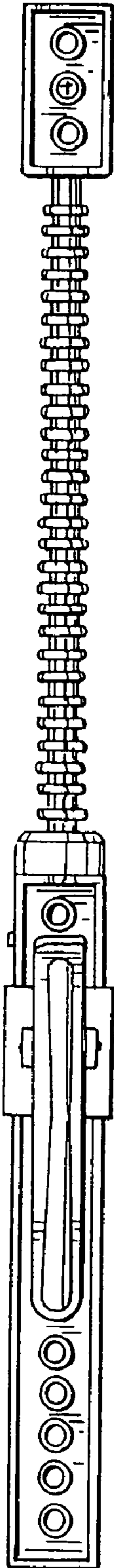


FIG. 6




FIG. 7

