



US00D550874S

(12) **United States Design Patent**  
**Ertze**

(10) **Patent No.:** **US D550,874 S**

(45) **Date of Patent:** **\*\* Sep. 11, 2007**

(54) **CEILING FAN LIGHT KIT**

D401,322 S \* 11/1998 Liu ..... D23/411

(75) Inventor: **Pablo J. Ertze**, Rancho Cucamonga,  
CA (US)

\* cited by examiner

*Primary Examiner*—Lisa Lichtenstein

(73) Assignee: **Landmark Enterprise Inc.** (BN)

(74) *Attorney, Agent, or Firm*—Troxell Law Office, PLLC

(\*\*) Term: **14 Years**

(57) **CLAIM**

(21) Appl. No.: **29/265,118**

I claim the ornamental design for a ceiling fan light kit, as shown and described.

(22) Filed: **Aug. 25, 2006**

**DESCRIPTION**

(51) **LOC (8) Cl.** ..... **26-05**

FIG. 1 is a front perspective view of a ceiling fan light kit showing my new design;

(52) **U.S. Cl.** ..... **D26/59**

FIG. 2 is a front elevational view thereof;

(58) **Field of Classification Search** ..... D26/59,  
D26/51, 72, 80–86, 73; D23/377, 379, 385,  
D23/411; 362/96; 416/5

FIG. 3 is a rear elevational view thereof.

See application file for complete search history.

FIG. 4 is a left side elevational view thereof;

FIG. 5 is a right side elevational view thereof;

(56) **References Cited**

**U.S. PATENT DOCUMENTS**


FIG. 6 is a top plan view thereof; and,

FIG. 7 is a bottom plan view thereof.

D395,141 S \* 6/1998 Jaspers-Fayer ..... D23/377

D400,975 S \* 11/1998 Jaspers-Fayer ..... D23/377

**1 Claim, 5 Drawing Sheets**



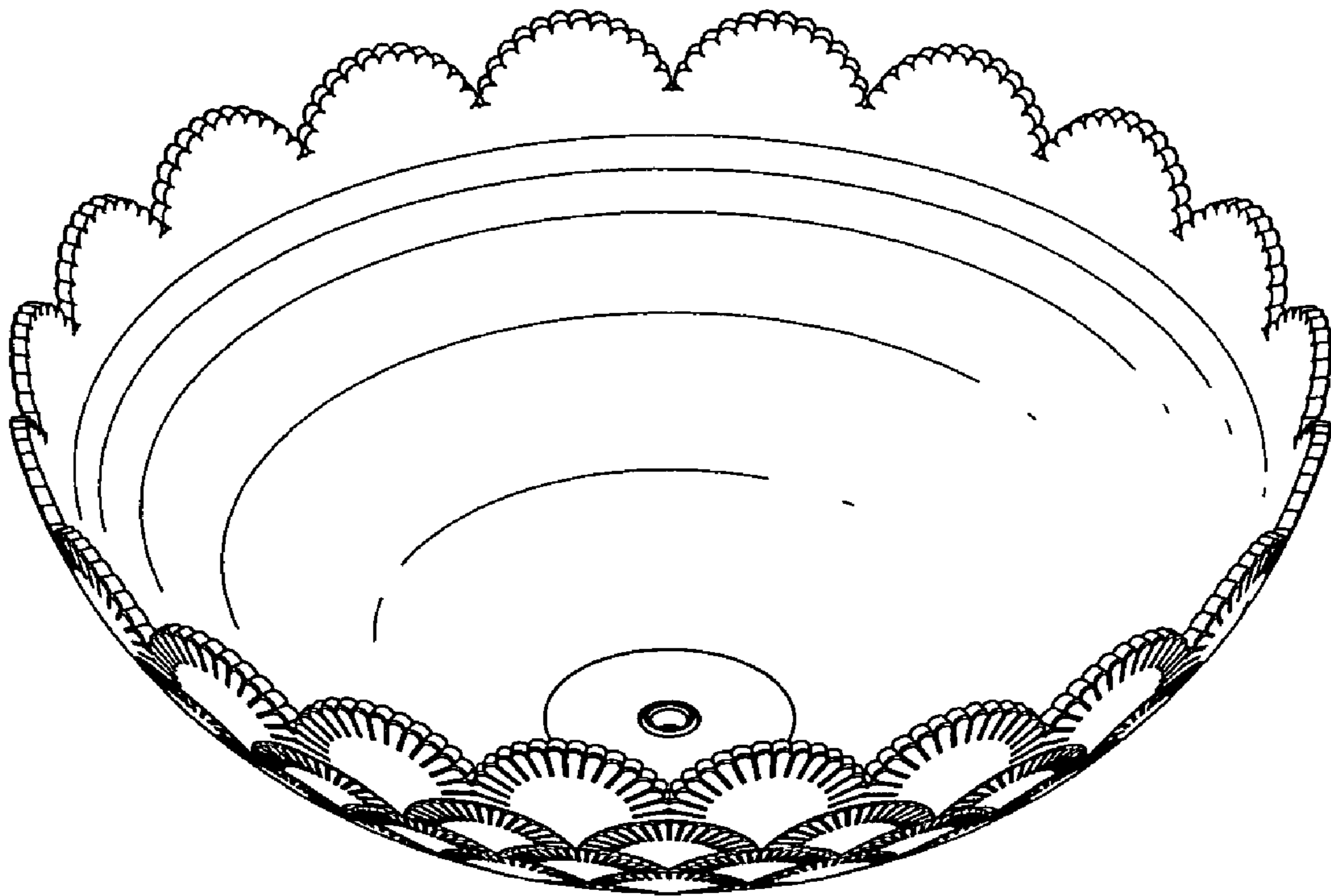


FIG. 1




FIG. 2




FIG. 3






FIG. 4




FIG. 5

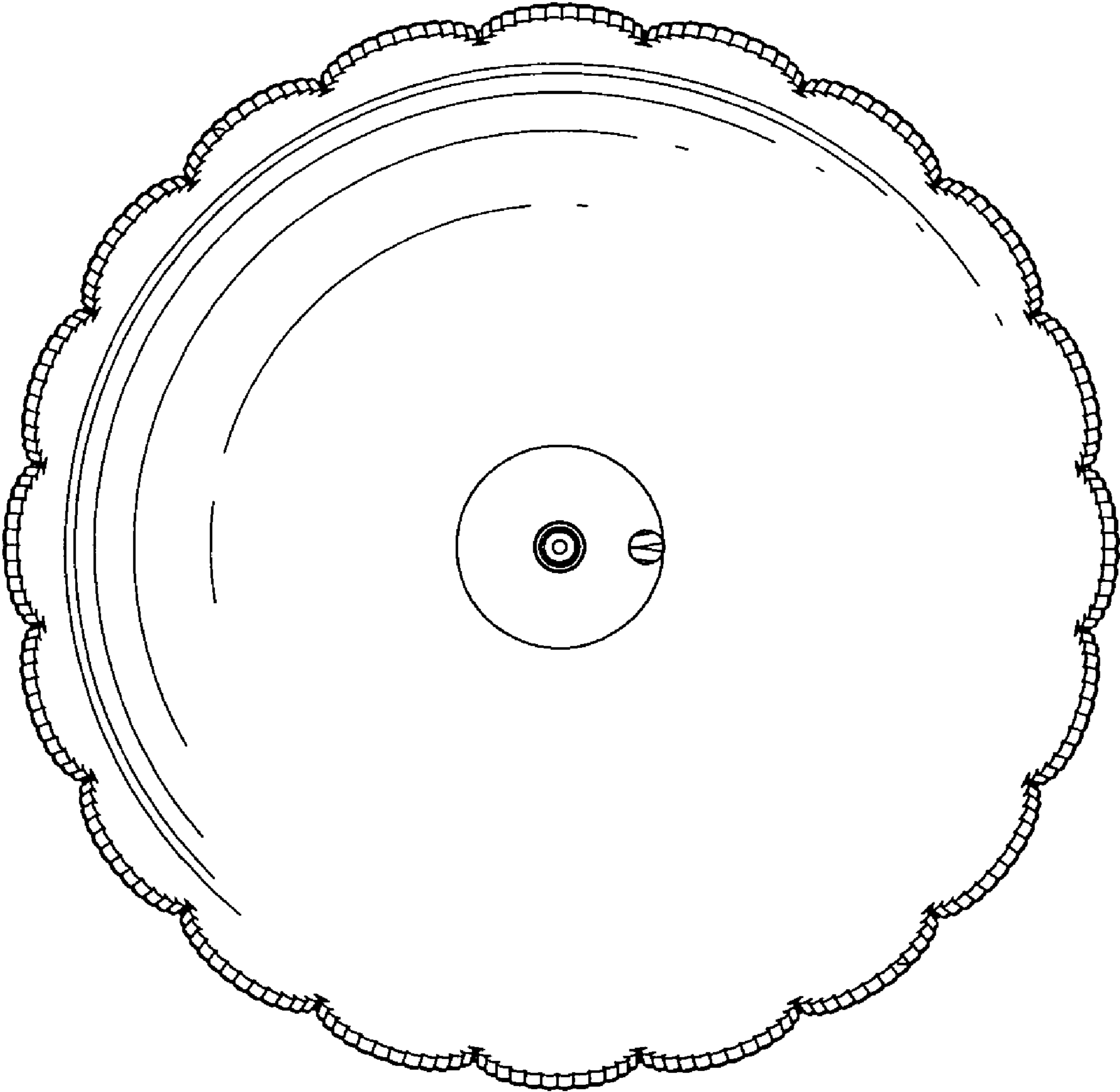


FIG. 6




FIG. 7