



US00D550864S

(12) **United States Design Patent** (10) **Patent No.:** **US D550,864 S**
Hernandez, Jr. et al. (45) **Date of Patent:** **** Sep. 11, 2007**

(54) **LAMP**

(75) Inventors: **Fred Hernandez, Jr.**, Ipswich, MA (US); **Catherine M. Emerling**, Salem, MA (US); **Joe Wang**, Dongquan Guangdong (CN); **Chin Shui Hsu**, Hsinchu (TW)

(73) Assignee: **Osram Sylvania Inc.**, Danvers, MA (US)

(**) Term: **14 Years**

(21) Appl. No.: **29/286,086**

(22) Filed: **Apr. 23, 2007**

(51) **LOC (8) Cl.** **26-04**

(52) **U.S. Cl.** **D26/2**

(58) **Field of Classification Search** D26/1-4;
313/313, 315, 316, 317, 318; 315/52, 53,
315/56, 57, 58

See application file for complete search history.

(56) **References Cited**

U.S. PATENT DOCUMENTS

D443,703 S * 6/2001 Sood D26/2

D506,840 S * 6/2005 Van de Ven et al. D26/2

D528,674 S * 9/2006 Gonzalez D26/2

D538,953 S * 3/2007 Mama D26/2

D540,961 S * 4/2007 Hrubowchak et al. D26/2

* cited by examiner

Primary Examiner—Marcus A. Jackson

(74) *Attorney, Agent, or Firm*—William E. Meyer

(57) **CLAIM**

The ornamental design for a lamp, as shown and described.

DESCRIPTION


FIG. 1 is a side elevational view of our lamp, the lamp being symmetrical about a longitudinal axis;

FIG. 2 is a top, plan view of our lamp; and,

FIG. 3 is a bottom plan view of our lamp.

The elements shown in dashed lines in FIG. 1 are for environmental purposes only and form no part of our design.

1 Claim, 1 Drawing Sheet






Fig. 1




Fig. 2

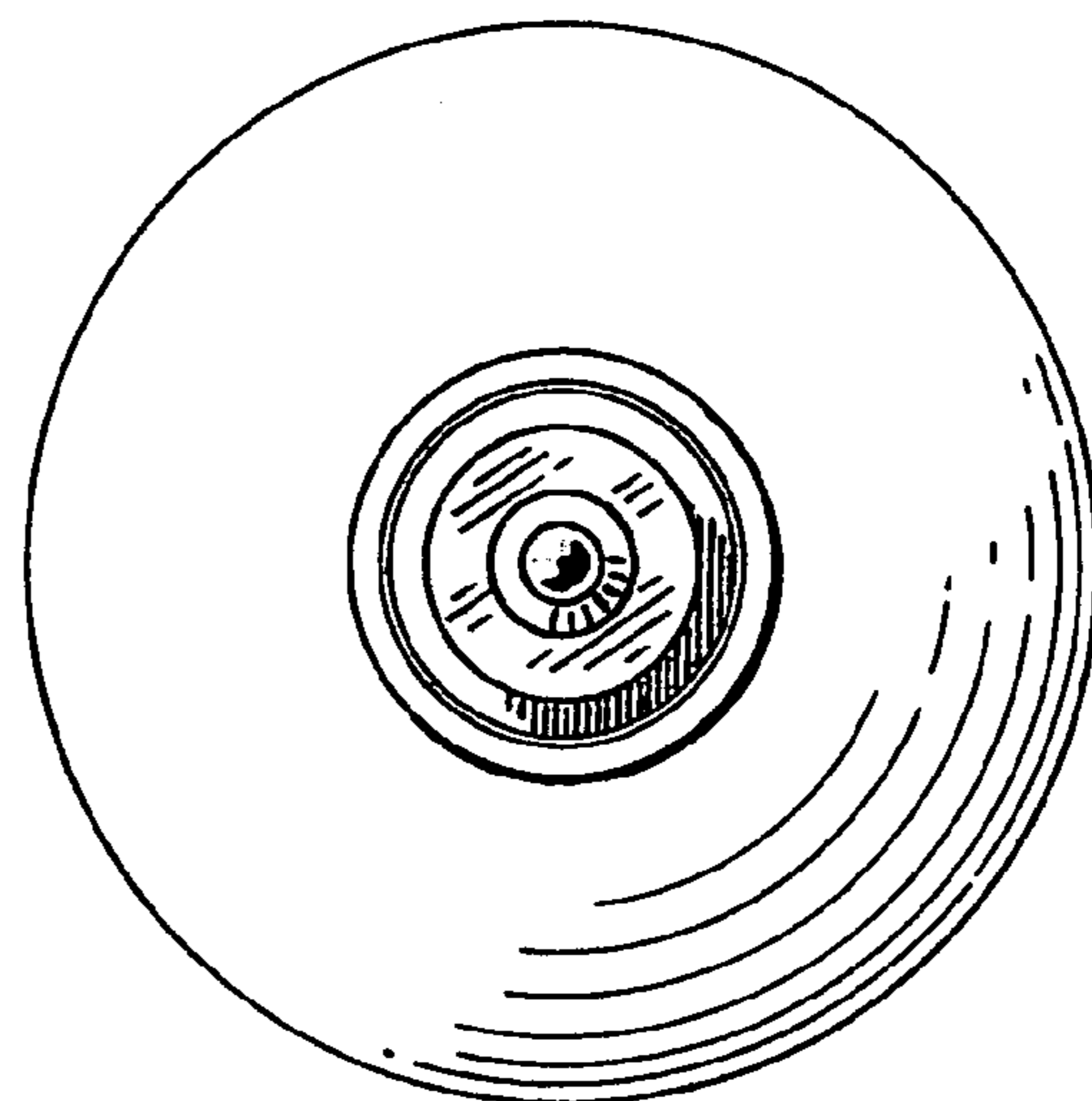


Fig. 3