



US00D550849S

(12) **United States Design Patent**  
**Baker**

(10) **Patent No.:** **US D550,849 S**

(45) **Date of Patent:** **\*\* Sep. 11, 2007**

(54) **CHIN STRAP**

D410,089 S \* 5/1999 Schiavoni ..... D24/191  
6,016,807 A \* 1/2000 Lodge ..... 128/848  
D537,573 S \* 2/2007 Trainor et al. .... D29/122

(75) Inventor: **Jason M. Baker**, Charlotte, NC (US)

(73) Assignee: **Headwear LLC**, Charlotte, NC (US)

(\*\*) Term: **14 Years**

(21) Appl. No.: **29/265,519**

(22) Filed: **Sep. 1, 2006**

(51) **LOC (8) Cl.** ..... **24-01**

(52) **U.S. Cl.** ..... **D24/191**

(58) **Field of Classification Search** ..... D24/190-3,  
D24/188; 602/4-6, 17, 27, 61-2, 902; 2/171,  
2/468, 410, 417-2; 128/869, 875, 76  
See application file for complete search history.

(56) **References Cited**

**U.S. PATENT DOCUMENTS**

649,896 A \* 5/1900 Baughman ..... 128/848  
904,760 A \* 11/1908 Cutting ..... 128/848  
1,587,558 A \* 6/1926 Sheffield ..... 128/848  
3,571,930 A \* 3/1971 De Woskin ..... 433/5  
5,361,416 A \* 11/1994 Petrie et al. .... 2/171.2

\* cited by examiner

*Primary Examiner*—Louis S. Zarfes

*Assistant Examiner*—Susan E Krakower

(74) *Attorney, Agent, or Firm*—Schwartz Law Firm P.C.

(57) **CLAIM**

I claim the ornamental design for a chin strap, as shown and described.

**DESCRIPTION**

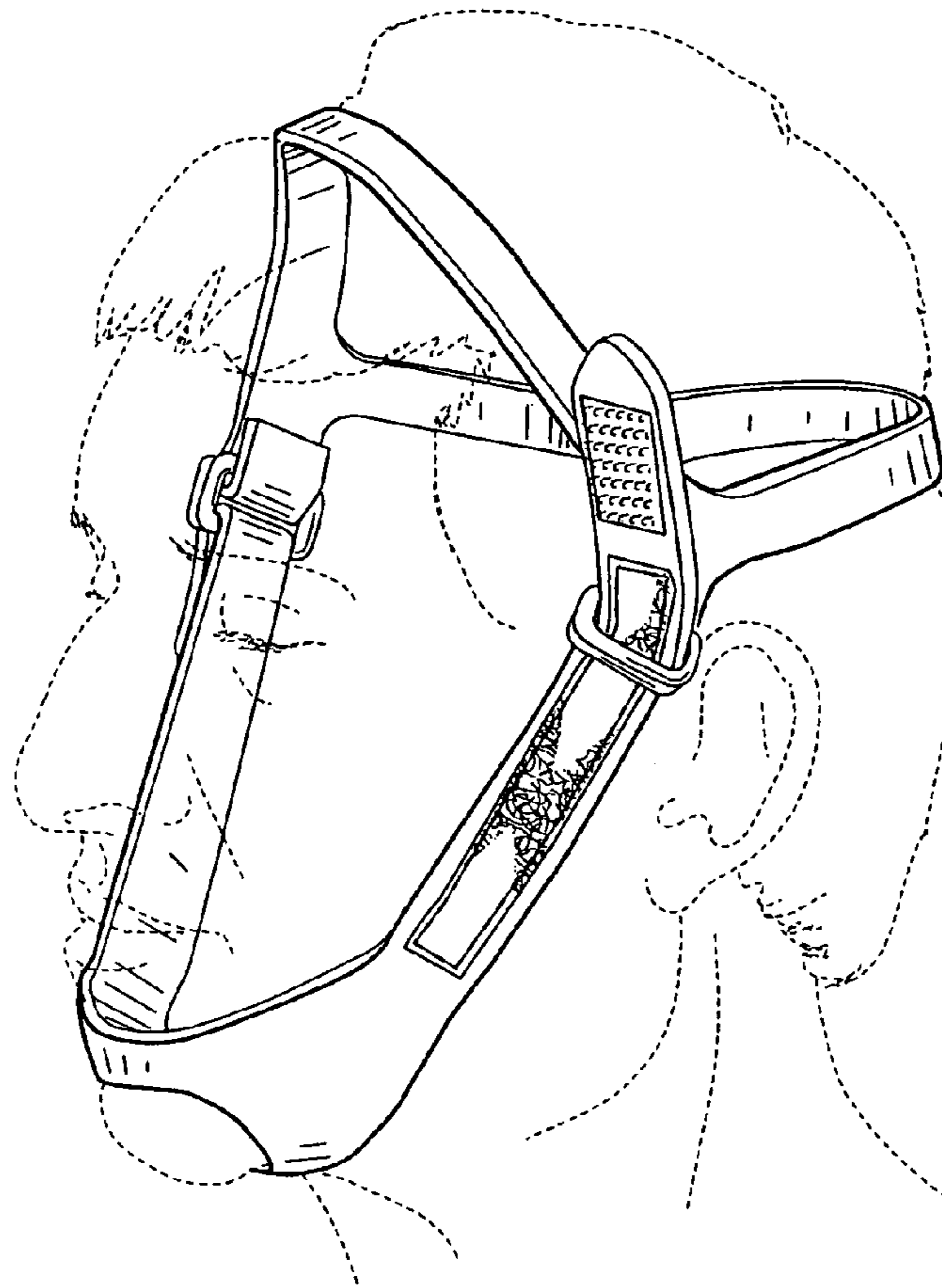
FIG. 1 is a left front perspective view of a chin strap showing the new invention with one of the attachment straps pulled away;

FIG. 2 is a right back side perspective view thereof; and,

FIG. 3 is a left front perspective view thereof.

The broken line showing of human head is included for the purpose of illustrating environmental structure and forms no part of the claimed design.

**1 Claim, 3 Drawing Sheets**



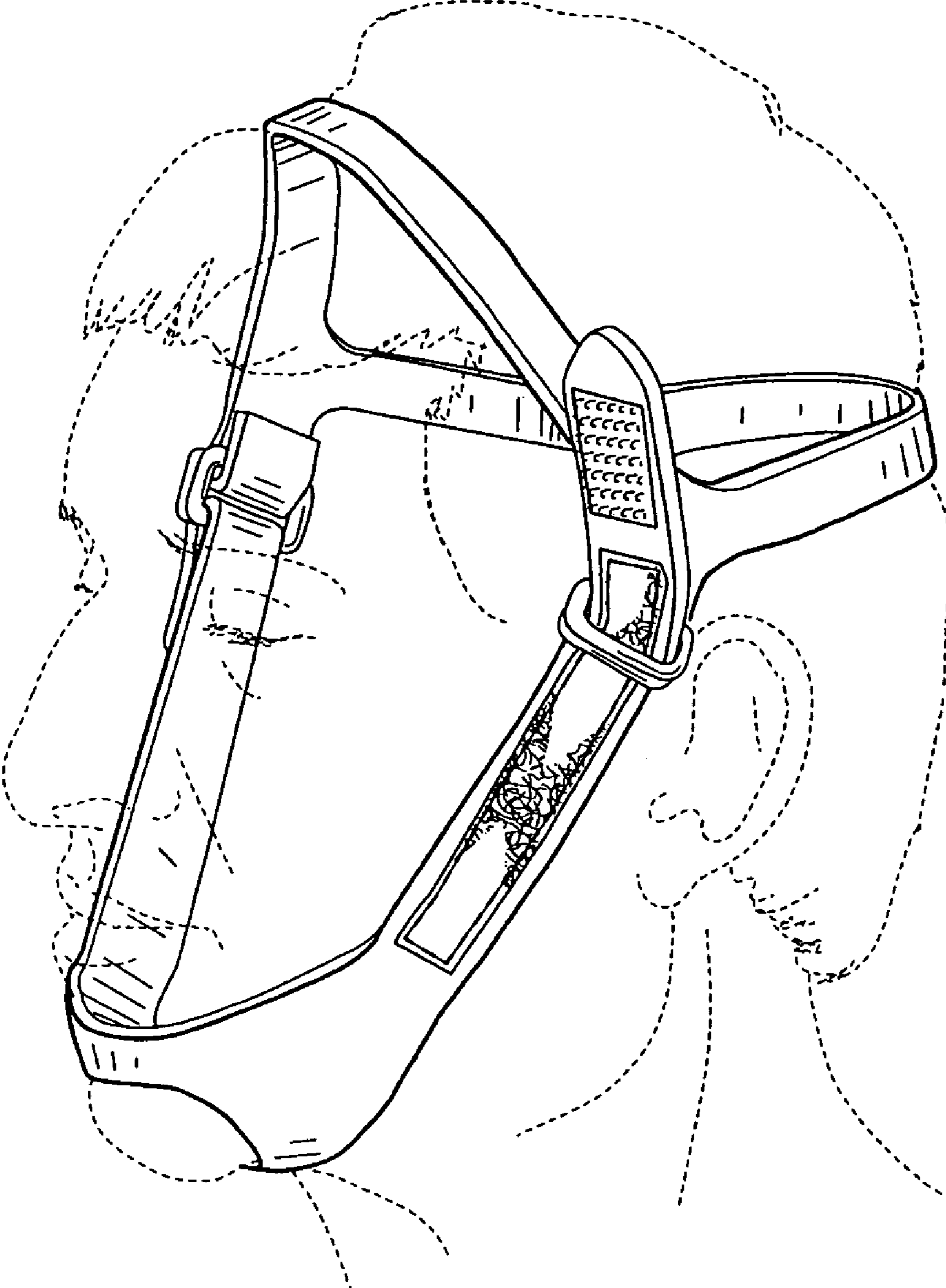


FIG. 1

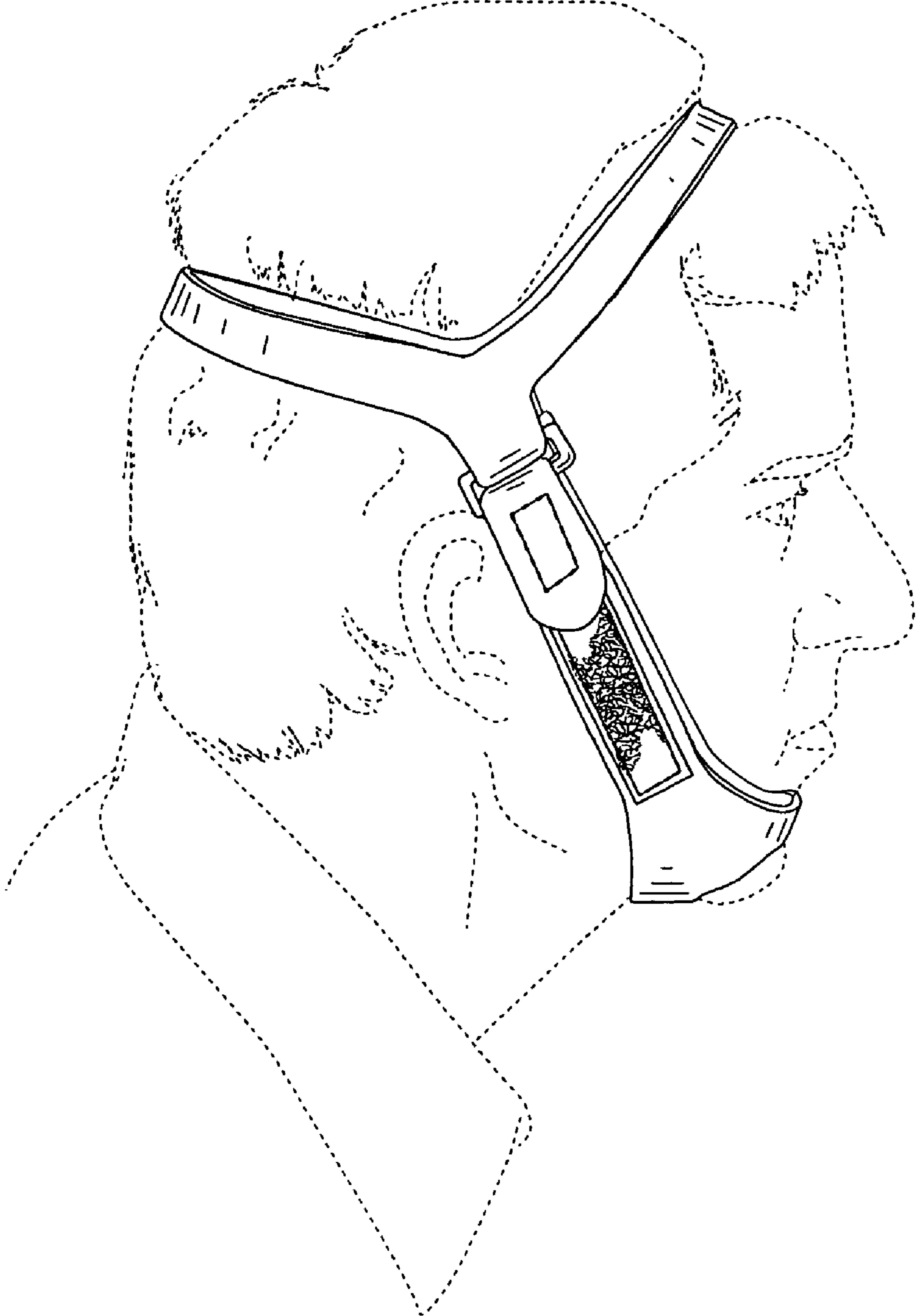
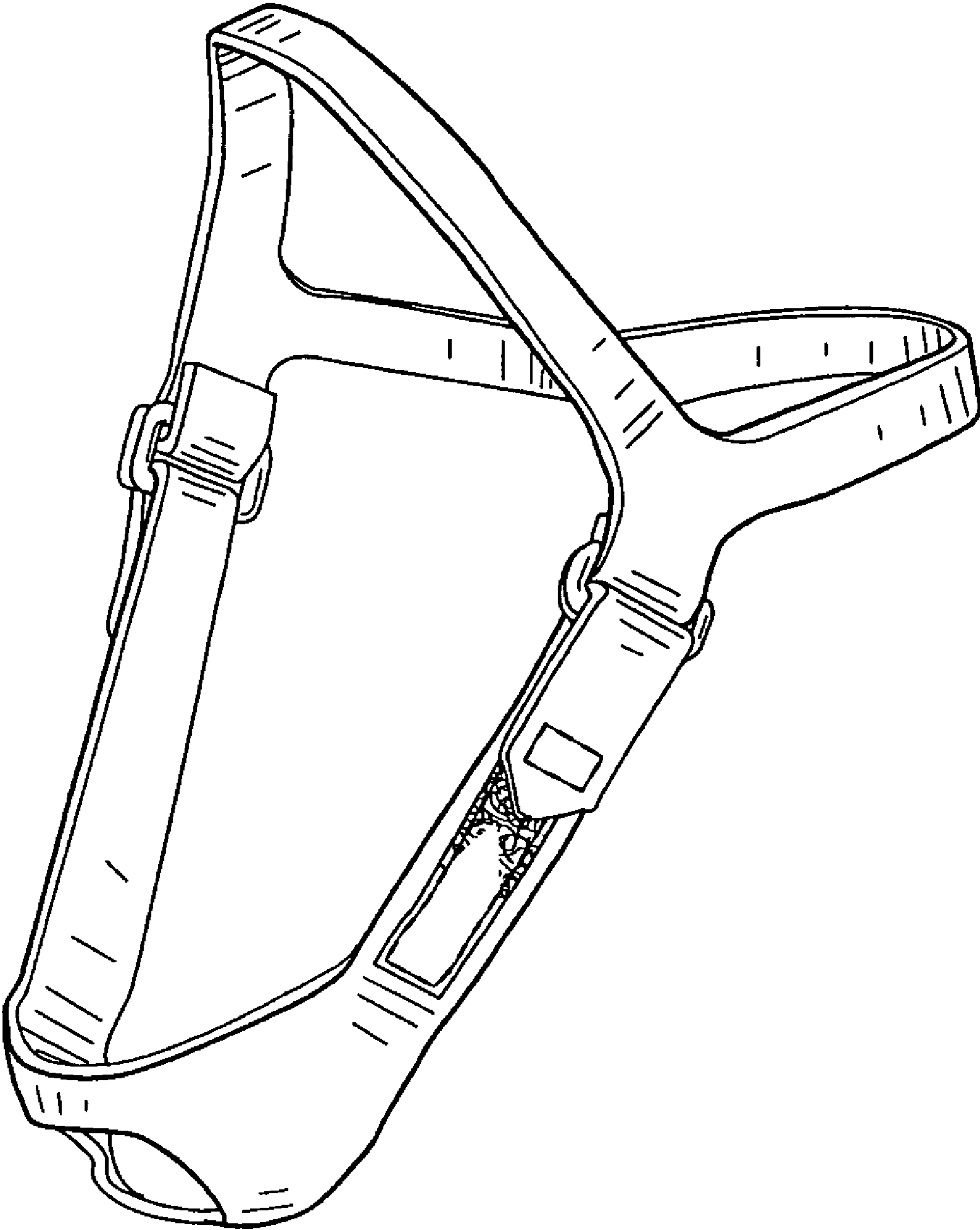


FIG. 2



**FIG. 3**