



US00D550828S

(12) **United States Design Patent**  
**Wu**

(10) **Patent No.:** **US D550,828 S**

(45) **Date of Patent:** **\*\* Sep. 11, 2007**

(54) **AIR FRESHENER DEVICE**

D363,537 S \* 10/1995 Moody ..... D23/367  
D439,964 S \* 4/2001 Wu ..... D23/366

(75) Inventor: **Henry Wu**, Hsin-Tien (TW)

\* cited by examiner

(73) Assignee: **Aromate Industries Co., Ltd.** (TW)

*Primary Examiner*—Sandra Snapp

(\*\*) Term: **14 Years**

(74) *Attorney, Agent, or Firm*—Ira S. Dorman

(21) Appl. No.: **29/262,707**

(57) **CLAIM**

(22) Filed: **Jul. 10, 2006**

The ornamental design for an air freshener device, as shown.

(51) **LOC (8) Cl.** ..... **23-99**

**DESCRIPTION**

(52) **U.S. Cl.** ..... **D23/366**

(58) **Field of Classification Search** ..... 392/341,  
392/342, 386, 390, 392-394, 401-406; D28/5,  
D28/6; 239/34-35, 53-60, 135-136, 326-327,  
239/338; D23/355-369; 261/DIG. 17, DIG. 42,  
261/DIG. 65, DIG. 88, DIG. 89; D11/43,  
D11/79

FIG. 1 is perspective view of an air freshener device  
embodying the present invention;

FIG. 2 is a front view of the air freshener device;

FIG. 3 is a rear view of the air freshener device;

FIG. 4 is a left side view of the air freshener device;

FIG. 5 is a right side view of the air freshener device;

FIG. 6 is a top view of the air freshener device; and,

FIG. 7 is a bottom view of the air freshener device.

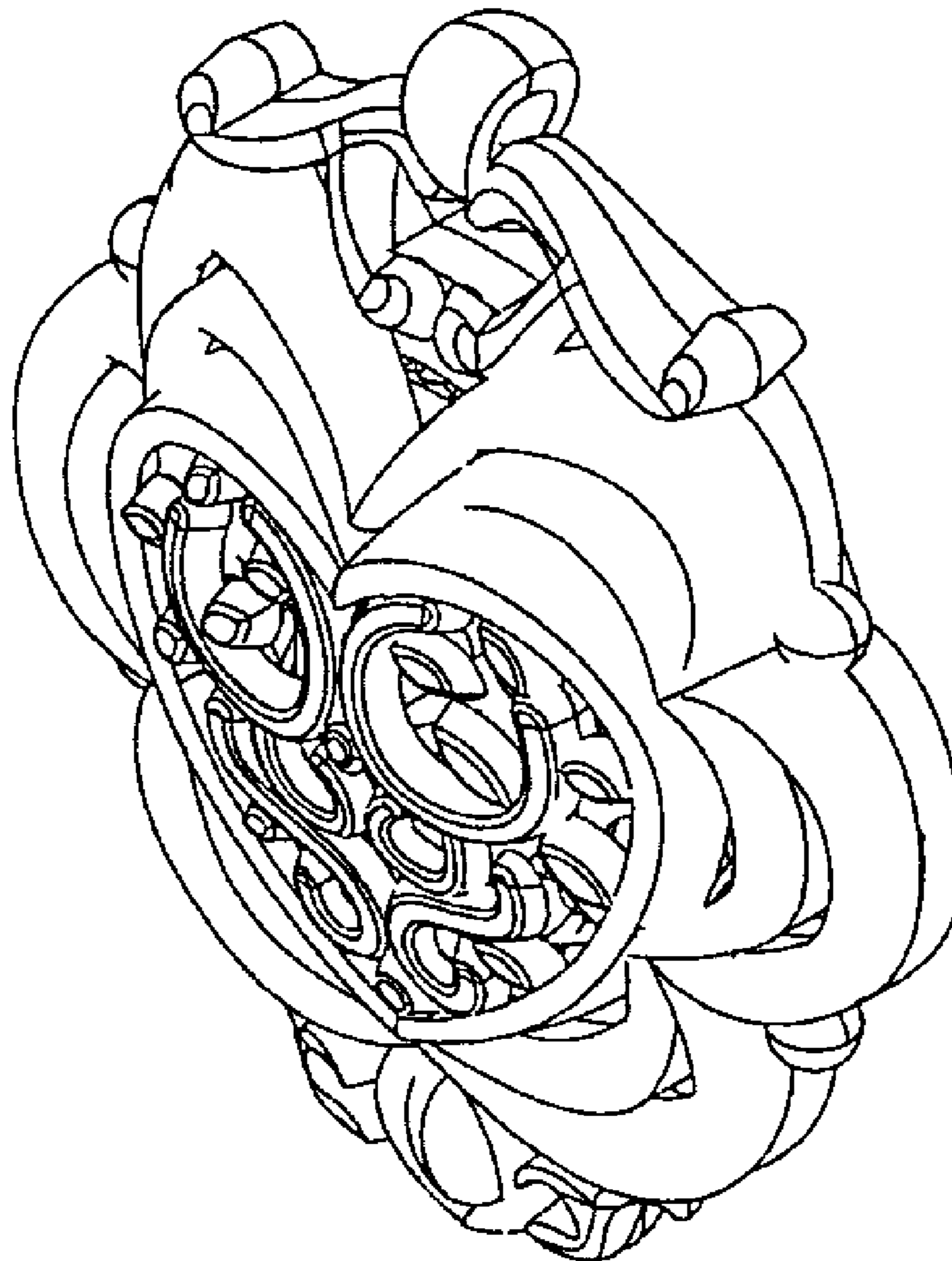
See application file for complete search history.

(56) **References Cited**

**U.S. PATENT DOCUMENTS**

D306,913 S \* 3/1990 Francis ..... D28/5

**1 Claim, 7 Drawing Sheets**



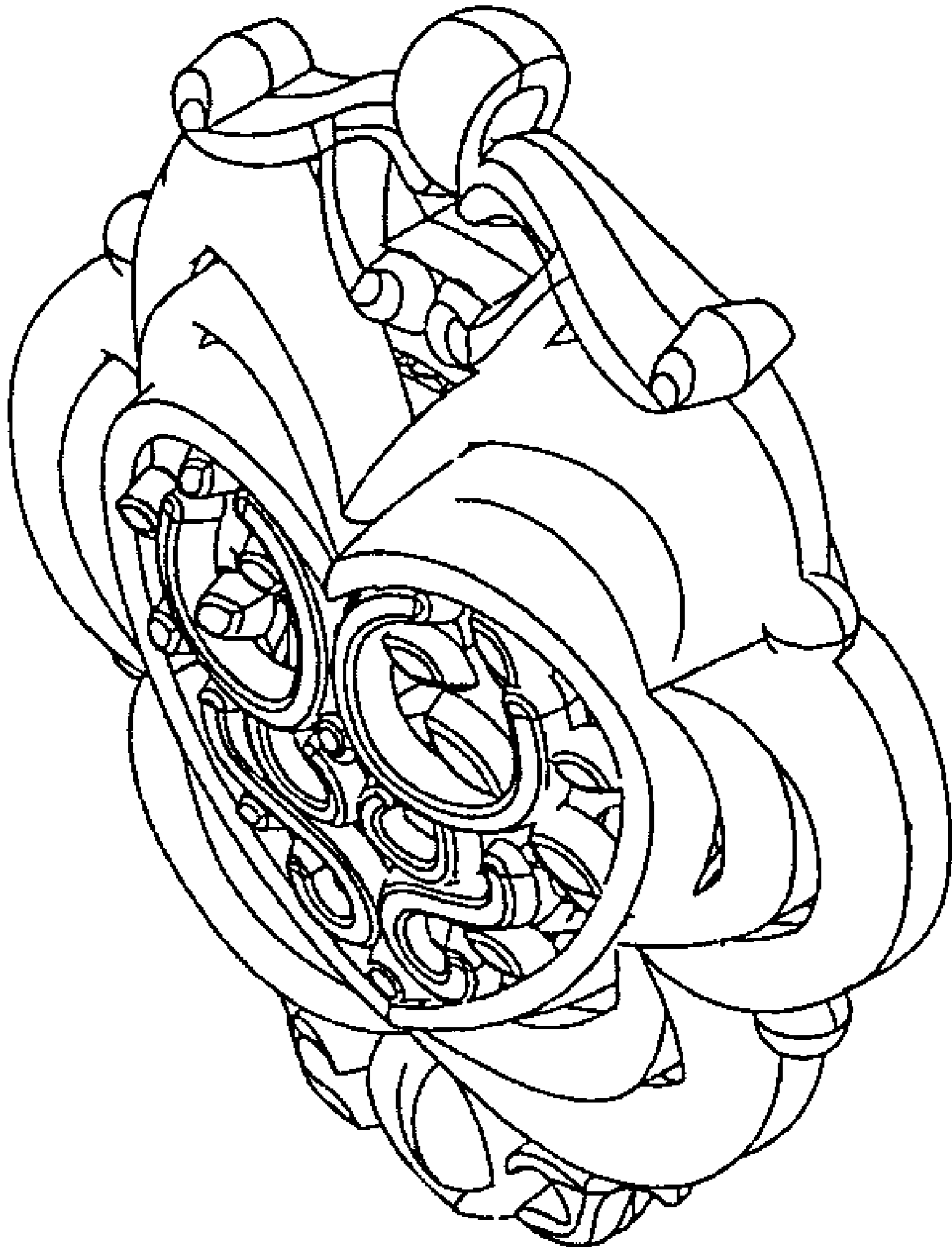


FIG 1




FIG 2




FIG 3

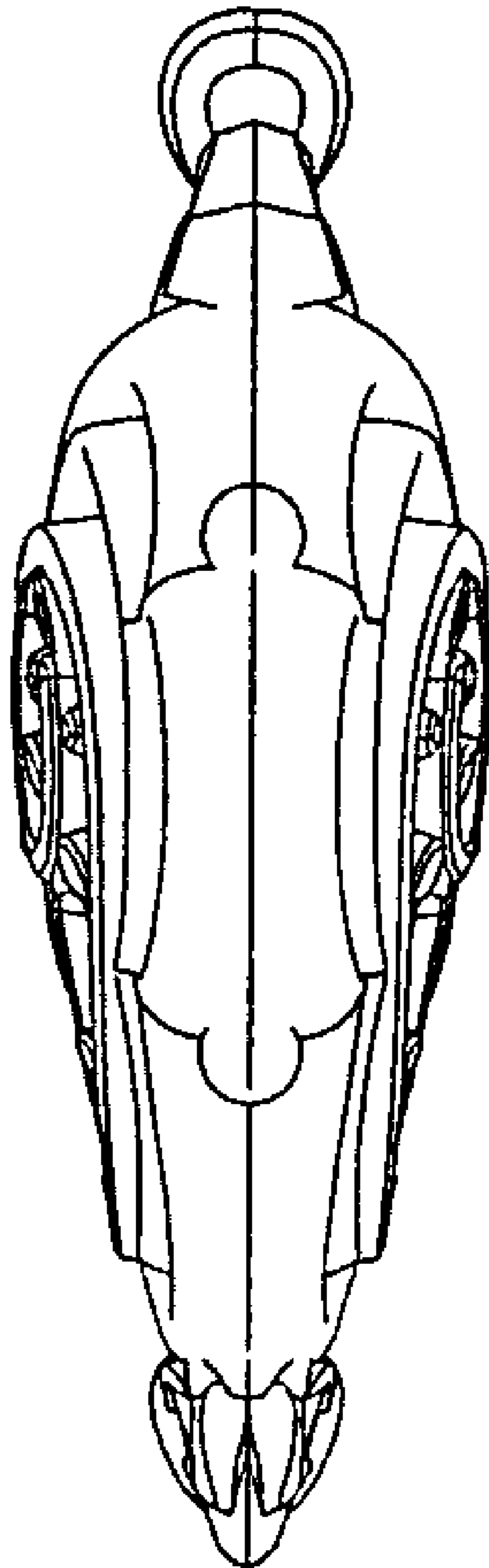


FIG 4

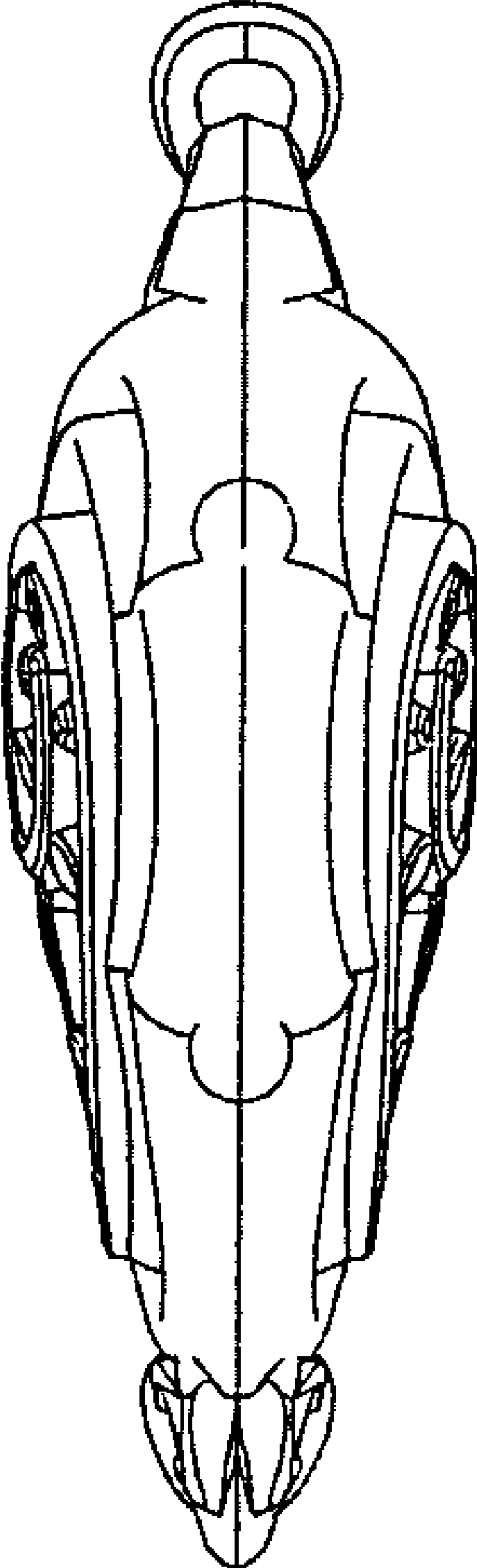


FIG 5

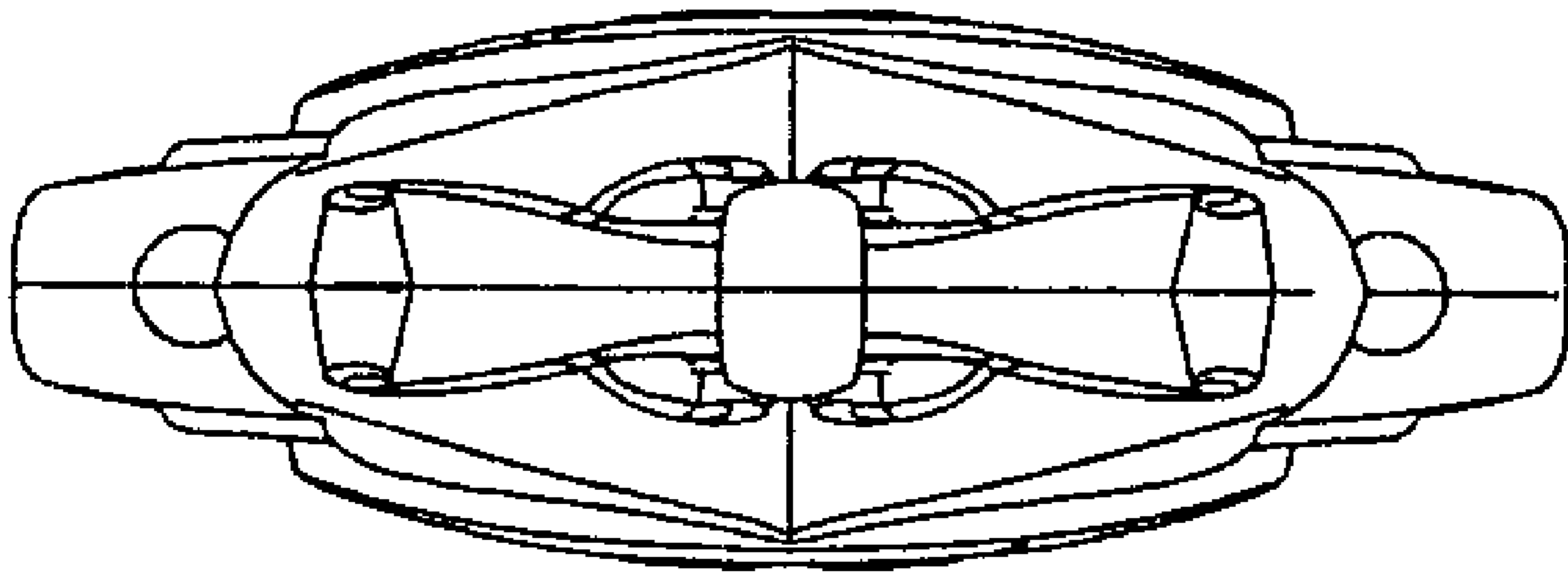


FIG 6




FIG 7