



US00D550825S

(12) **United States Design Patent**  
**McNeely et al.**

(10) **Patent No.:** **US D550,825 S**

(45) **Date of Patent:** **\*\* Sep. 11, 2007**

(54) **AIR PURIFIER**

(75) Inventors: **Noah McNeely**, Suwanee, GA (US);  
**Barney Freedman**, Jacksonville Beach,  
FL (US)

(73) Assignee: **Home Environment Technology, LLC**,  
Minnetonka, MN (US)

(\*\*) Term: **14 Years**

(21) Appl. No.: **29/247,880**

(22) Filed: **Jul. 18, 2006**

(51) **LOC (8) Cl.** ..... **23-04**

(52) **U.S. Cl.** ..... **D23/364**

(58) **Field of Classification Search** ..... D23/364,  
D23/359, 355, 356, 360, 362, 386, 352, 366,  
D23/369, 332, 333, 335, 336, 342, 337; 55/356,  
55/473, 504; 210/497.1; 96/97; D14/188,  
D14/170, 172; 422/120, 122

See application file for complete search history.

(56) **References Cited**

**U.S. PATENT DOCUMENTS**

D263,334 S *	3/1982	Schimanski	.....	D23/369
D381,740 S *	7/1997	Wood et al.	.....	D23/355
D395,490 S *	6/1998	Jane' et al.	.....	D23/355
D405,171 S *	2/1999	Jane et al.	.....	D23/332
D424,671 S *	5/2000	Ciccone et al.	.....	D23/335
D440,957 S *	4/2001	Grinkus	.....	D14/170
D451,182 S *	11/2001	Tsuji	.....	D23/364

D481,786 S *	11/2003	Tokunaga	.....	D23/364
D498,742 S *	11/2004	Green	.....	D14/188
D502,462 S *	3/2005	Silverstein	.....	D14/188
D507,825 S *	7/2005	Blateri	.....	D23/335
D509,292 S *	9/2005	Gatchell et al.	.....	D23/364
D518,160 S *	3/2006	Normark	.....	D23/366

\* cited by examiner

*Primary Examiner*—Louis Zarfaz

*Assistant Examiner*—David G. Muller

(74) *Attorney, Agent, or Firm*—Neal, Gerber & Eisenberg  
LLP

(57) **CLAIM**

The ornamental design for an air purifier, as shown and described.

**DESCRIPTION**

FIG. 1 is a perspective view of the air purifier, embodying the inventive aspects of the present invention;


FIG. 2 is a front plan view of the air purifier shown in FIG. 1, the rear plan view being identical thereto;

FIG. 3 is a side plan view of the air purifier shown in FIG. 1, the other side plan view being identical thereto; and,

FIG. 4 is a top plan view of the air purifier shown in FIG. 1.

The broken line showing of parts of the drawings is included for the purpose of illustrating use and environment and forms no part of the claimed design.

**1 Claim, 4 Drawing Sheets**






FIG. 1

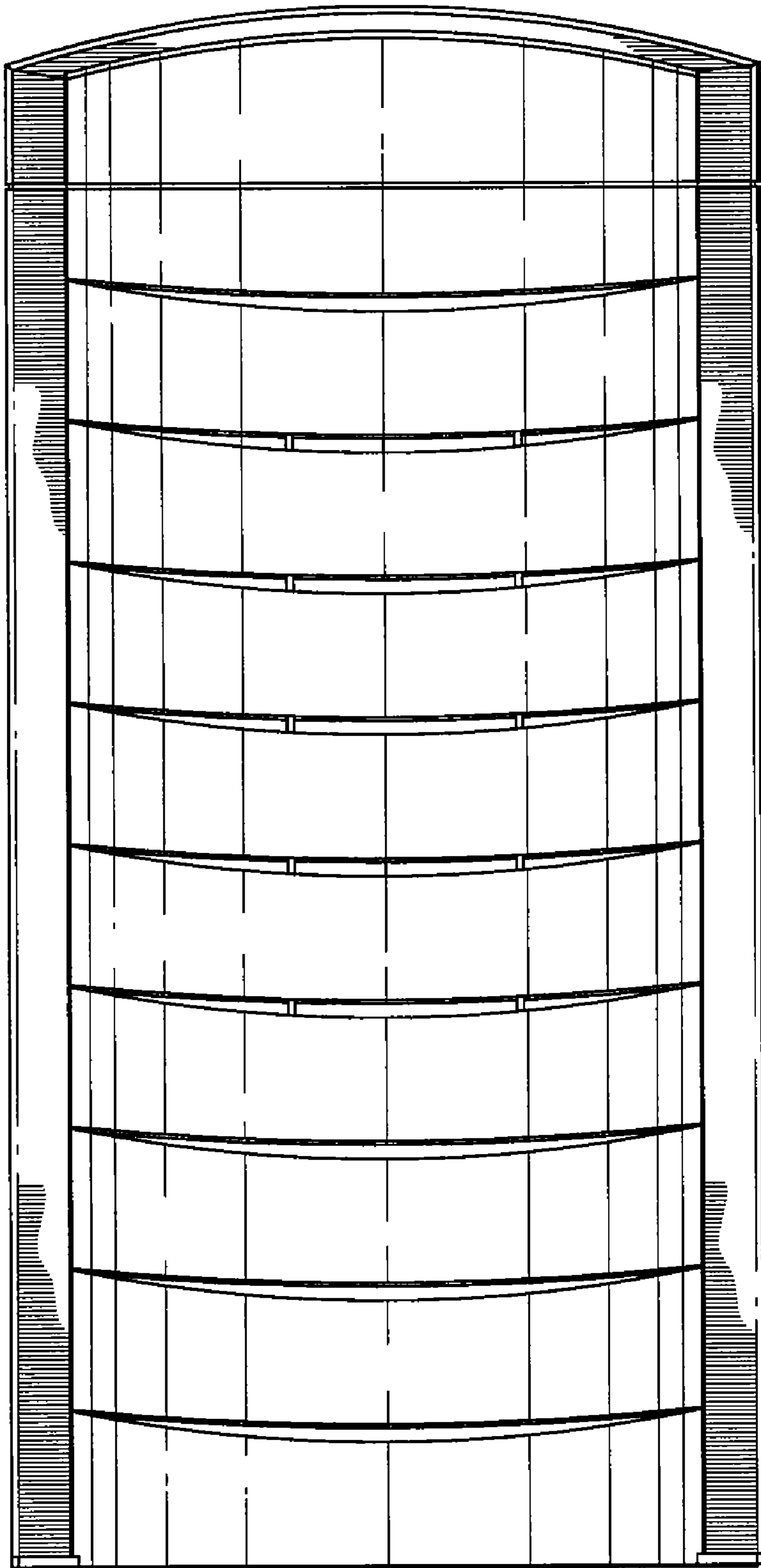


FIG. 2

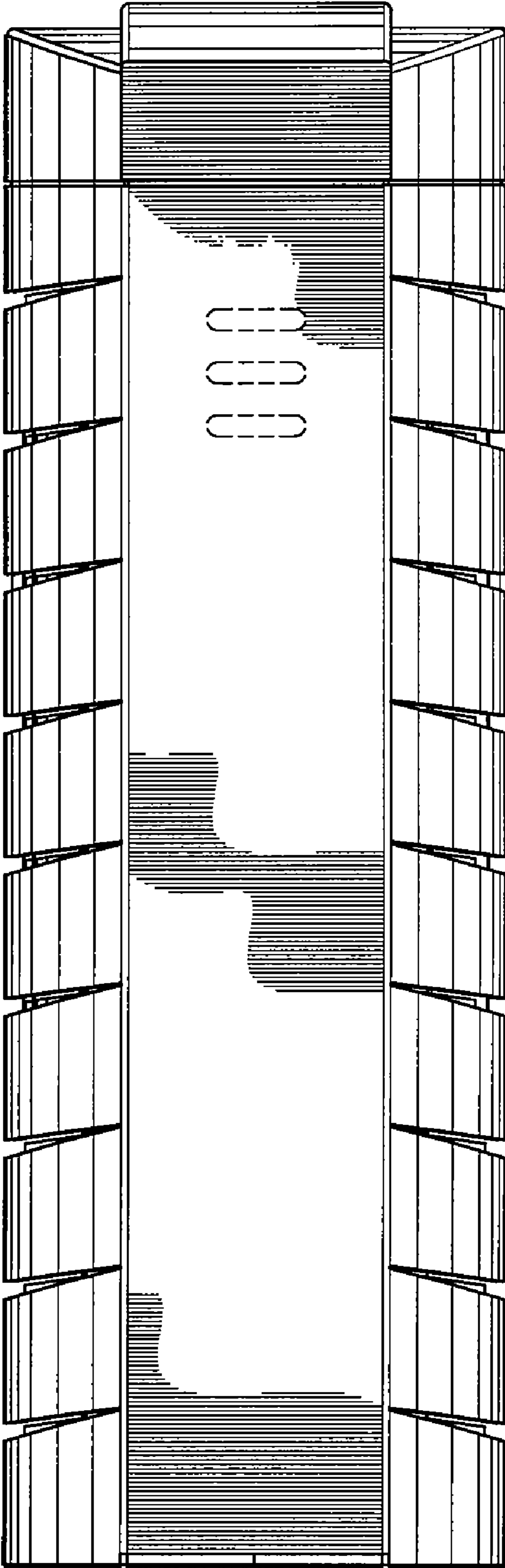


FIG. 3

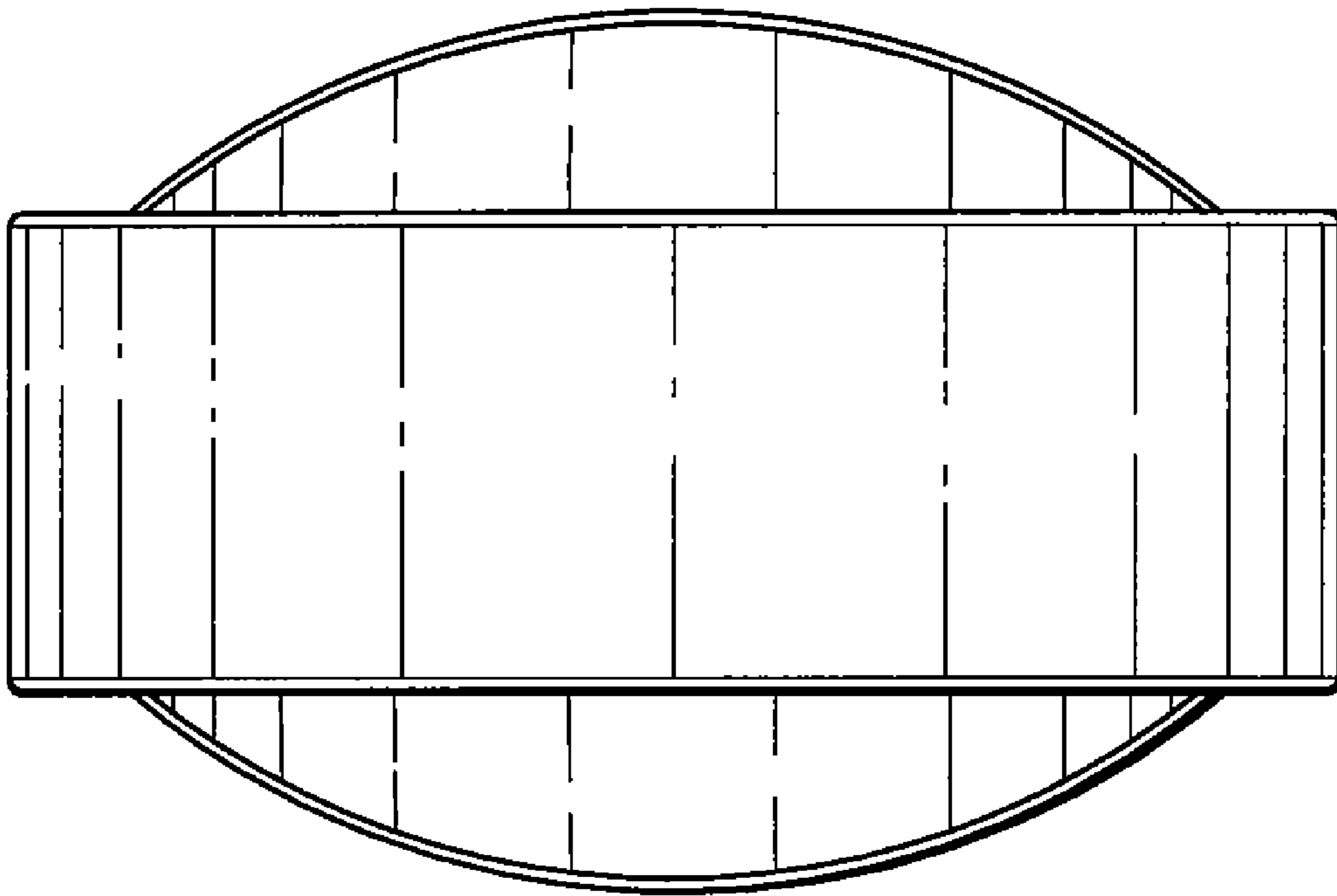


FIG.4