



US00D550776S

(12) **United States Design Patent**
Myers et al.

(10) **Patent No.:** **US D550,776 S**

(45) **Date of Patent:** **** Sep. 11, 2007**

(54) **CHESS BOARD**

(76) Inventors: **Durwood L. Myers**, 408 Cooper Rd.,
Jackson, MS (US) 39212; **Stephen R. Strickland**, 9 Bonaparte, Brandon, MS
(US) 39047

(**) Term: **14 Years**

(21) Appl. No.: **29/243,695**

(22) Filed: **Nov. 30, 2005**

(51) **LOC (8) Cl.** **21-01**

(52) **U.S. Cl.** **D21/349**

(58) **Field of Classification Search** D21/334-368;
273/236-285

See application file for complete search history.

(56) **References Cited**

U.S. PATENT DOCUMENTS

511,773	A *	1/1894	Higgins	273/236
1,780,038	A *	10/1930	Parker	273/258
D132,919	S *	6/1942	Vanek	D21/349
3,730,527	A *	5/1973	Nelson	273/258
D241,358	S *	9/1976	Benson, Jr.	D21/348
4,708,349	A *	11/1987	Shomer	273/261

5,421,582	A *	6/1995	Ritter	273/261
5,511,793	A *	4/1996	Watt	273/260
5,803,457	A *	9/1998	Smith	273/261
6,102,399	A *	8/2000	Kifer	273/261
6,550,770	B1 *	4/2003	Rackliff	273/261

* cited by examiner

Primary Examiner—Sandra L. Morris

(74) *Attorney, Agent, or Firm*—Jacobson Holman PLLC

(57) **CLAIM**

The ornamental design for a chess board, as shown and described.

DESCRIPTION

FIG. 1 is a perspective view showing our new design for a chess board,

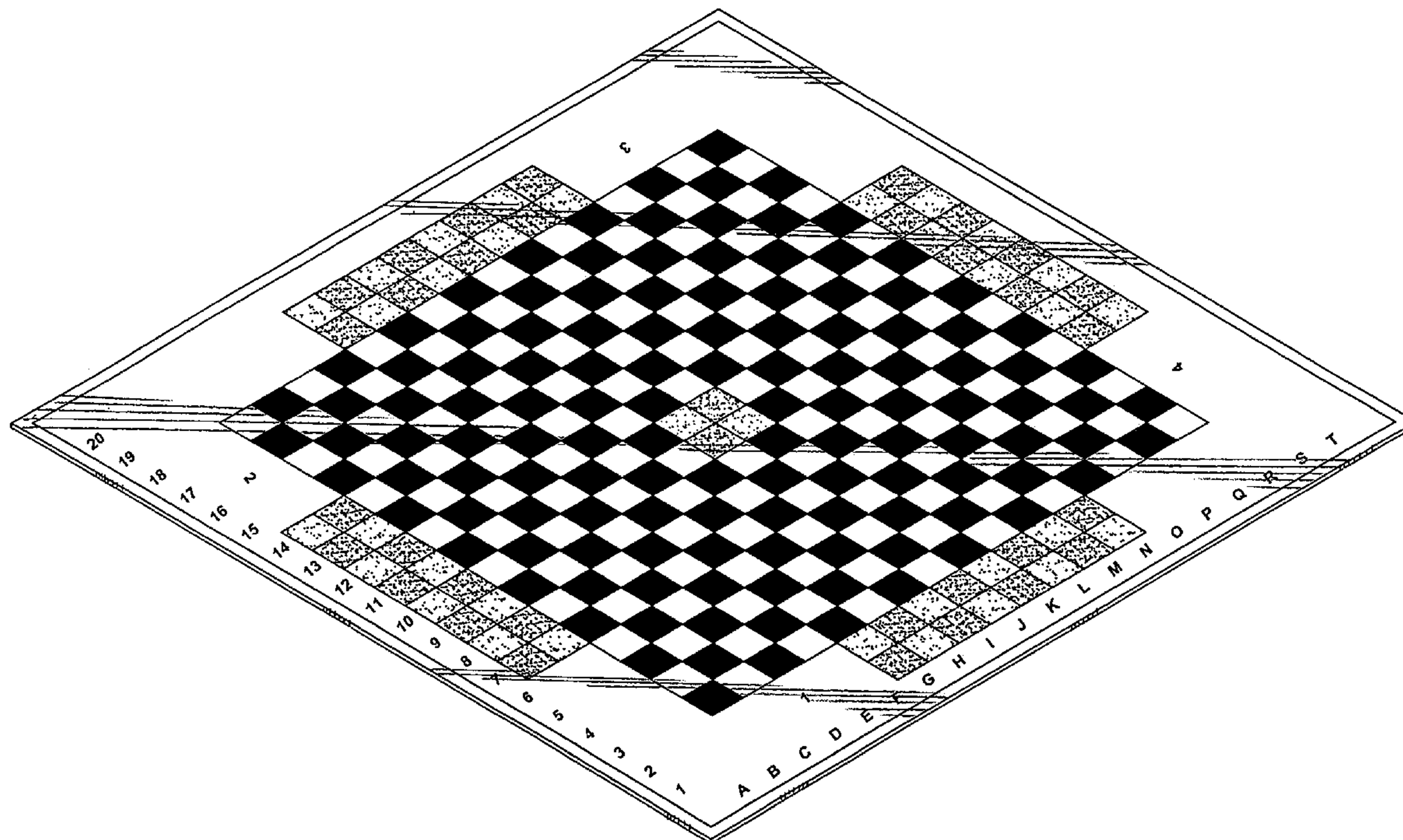
FIG. 2 is a plan view thereof,

FIG. 3 is a bottom view thereof,

FIG. 4 is a front side view thereof, the rear view being a mirror image, and,

FIG. 5 is a left side view, the right side being a mirror image.

1 Claim, 4 Drawing Sheets



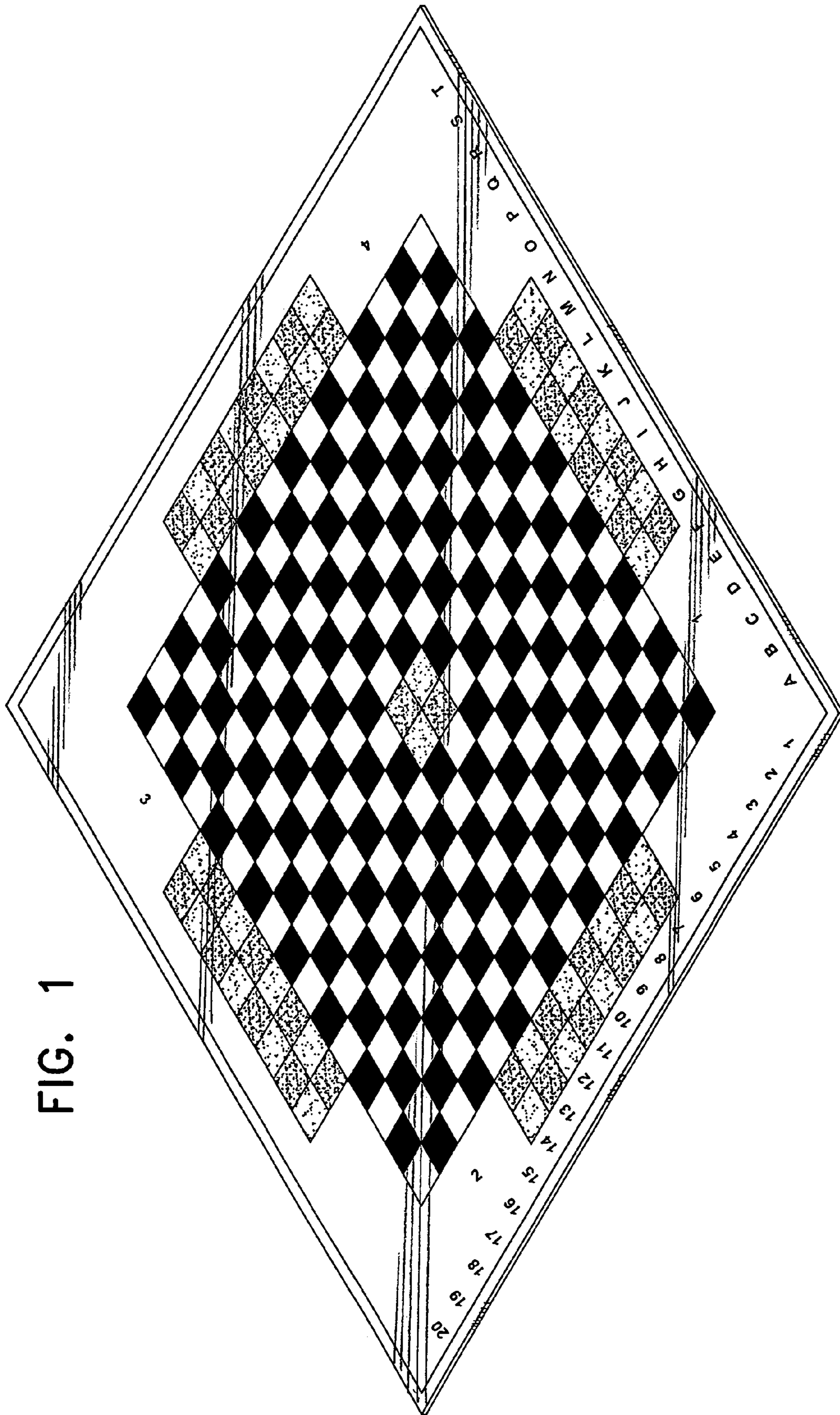


FIG. 1

FIG. 2

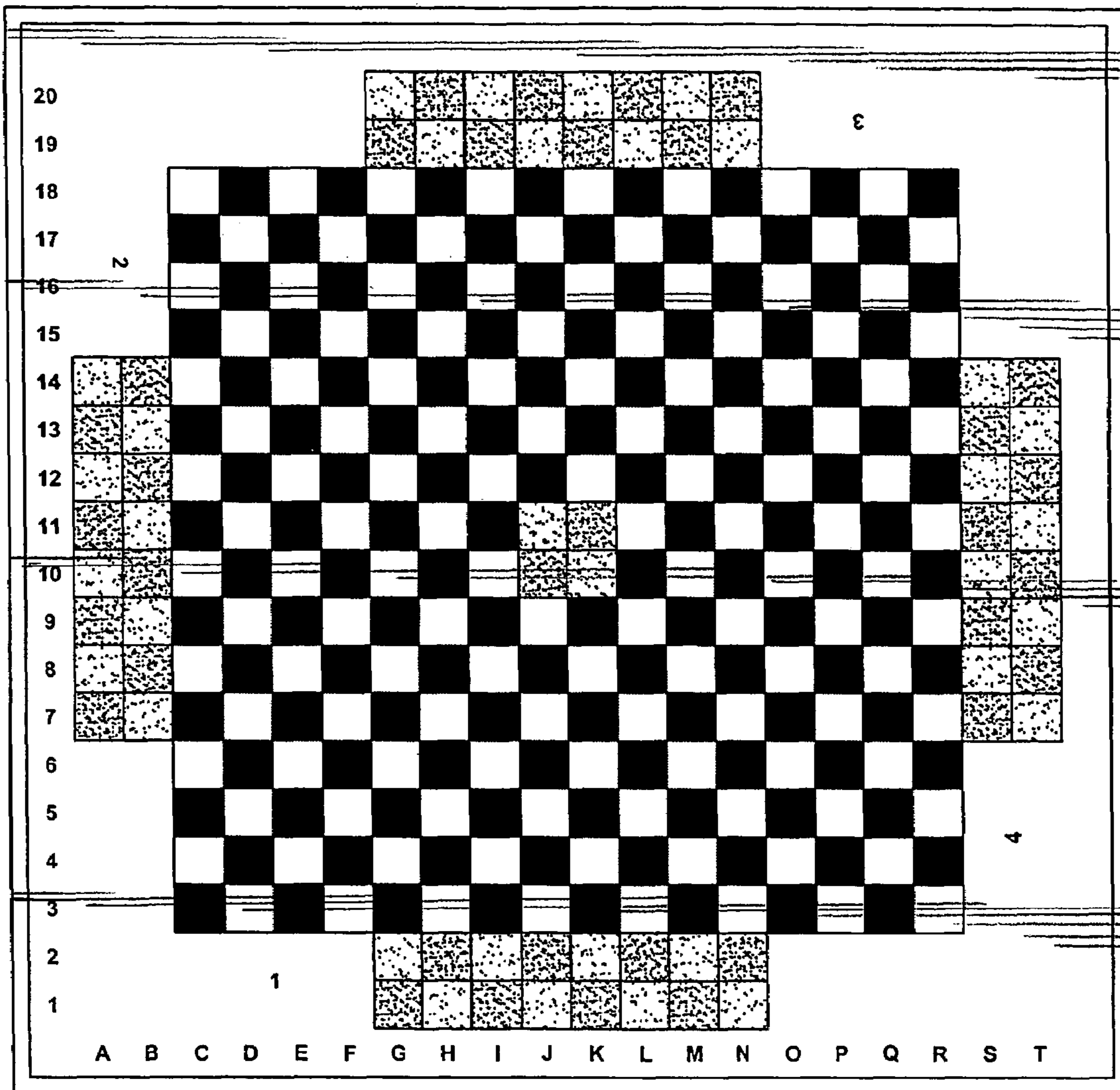


FIG. 3



FIG. 4



FIG. 5

