



US00D550775S

(12) **United States Design Patent**
Fujita

(10) **Patent No.:** **US D550,775 S**

(45) **Date of Patent:** **** Sep. 11, 2007**

(54) **CARTRIDGE FOR HAND-HELD ELECTRONIC GAME MACHINE**

(75) Inventor: **Motoki Fujita**, Kyoto (JP)

(73) Assignee: **Nintendo Co., Ltd.**, Kyoto (JP)

(**) Term: **14 Years**

(21) Appl. No.: **29/269,759**

(22) Filed: **Dec. 8, 2006**

Related U.S. Application Data

(63) Continuation of application No. 29/242,564, filed on Nov. 14, 2005, now abandoned.

(30) **Foreign Application Priority Data**

May 13, 2005 (JP) 2005-13738

(51) **LOC (8) Cl.** **21-01**

(52) **U.S. Cl.** **D21/332; D14/435**

(58) **Field of Classification Search** D21/332, D21/333, 324; D14/400, 401, 432-435, D14/496; 273/148 B; 463/1, 29, 30, 43-47
See application file for complete search history.

(56) **References Cited**

U.S. PATENT DOCUMENTS

D292,399 S	10/1987	Yukawa	
D294,020 S	2/1988	Yukawa	
D319,823 S	9/1991	Kojo	
D320,203 S	9/1991	Ashida	
D321,429 S	11/1991	Kojo	
D350,353 S *	9/1994	Schulman	D14/188
D374,665 S *	10/1996	Miyaki	D14/435
D382,868 S	8/1997	Ashida	
5,653,638 A *	8/1997	Nagata	463/44
5,809,520 A *	9/1998	Edwards et al.	711/115
D411,532 S	6/1999	Sugino	
5,926,438 A *	7/1999	Saito	367/111

D419,198 S	1/2000	Ashida et al.	
D427,245 S	6/2000	Nagata et al.	
D428,939 S *	8/2000	Ota et al.	D21/332
D437,323 S *	2/2001	Sugino et al.	D14/435
6,238,291 B1 *	5/2001	Fujimoto et al.	463/44
6,267,678 B1 *	7/2001	Kubo et al.	463/44
D449,078 S	10/2001	Fujita	
D452,281 S	12/2001	Ohno	
6,383,079 B1 *	5/2002	Takeda et al.	463/43
D458,643 S	6/2002	Ashida	
D462,093 S *	8/2002	Ashida	D21/332
D468,743 S	1/2003	Kawanobe et al.	
D476,660 S *	7/2003	Tanaka et al.	D14/435
D478,127 S	8/2003	Nishikawa	
D478,358 S	8/2003	Ashida	
D480,764 S	10/2003	Inoue et al.	

FOREIGN PATENT DOCUMENTS

JP 1110621 3/2001

* cited by examiner

Primary Examiner—Prabhakar Deshmukh

(74) *Attorney, Agent, or Firm*—Nixon & Vanderhye, PC

(57) **CLAIM**

The ornamental design for a cartridge for hand-held electronic game machine, as shown and described.

DESCRIPTION

FIG. 1 is front, top and right perspective view of a cartridge for hand-held electronic game machine showing my new design;

FIG. 2 is a front view thereof;

FIG. 3 is a rear view thereof;

FIG. 4 is a top plan view thereof;

FIG. 5 is a bottom plan view thereof;

FIG. 6 is a left side view thereof; and,

FIG. 7 is a right side view thereof.

1 Claim, 3 Drawing Sheets

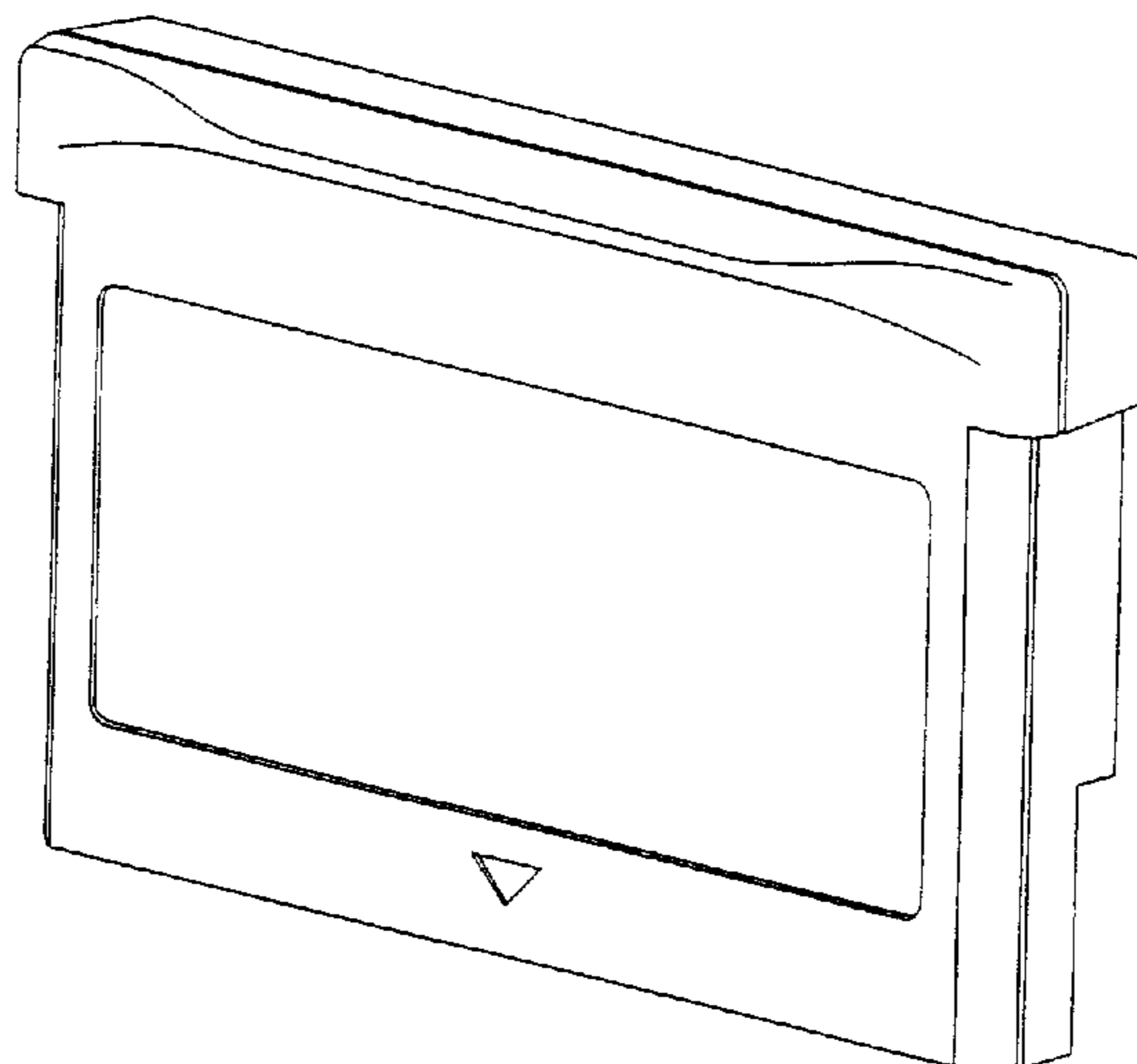


FIG. 1

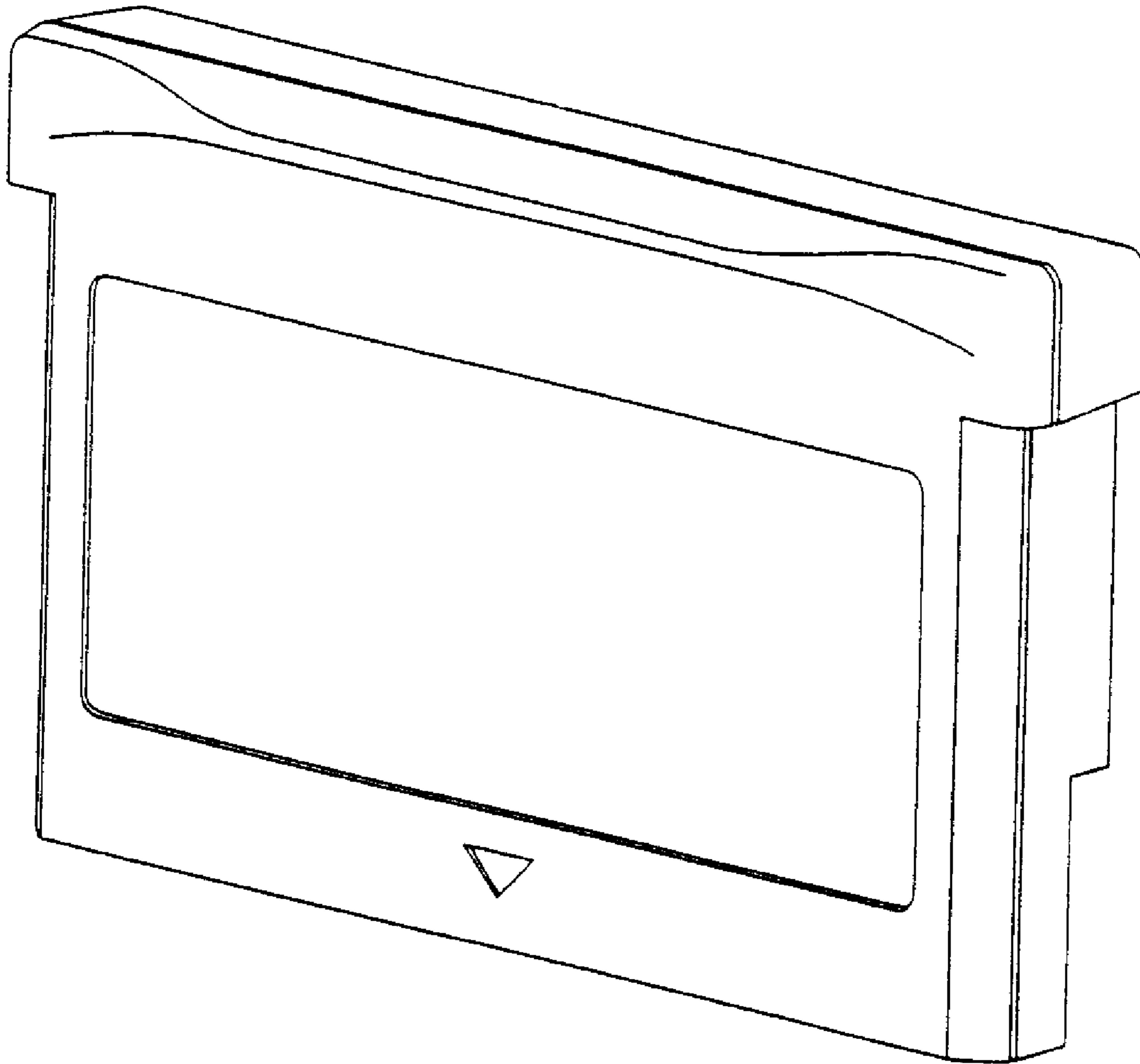


FIG. 2

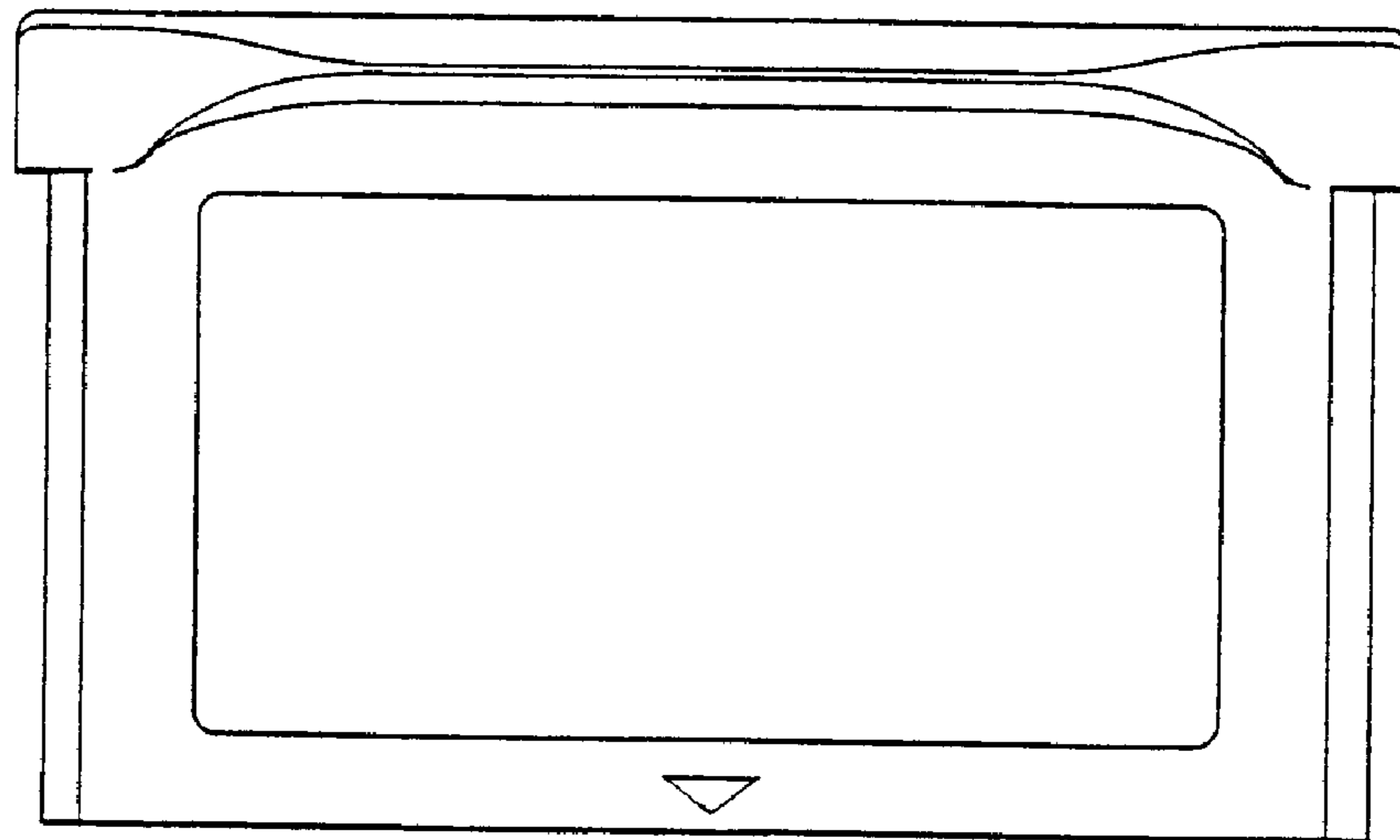


FIG. 3

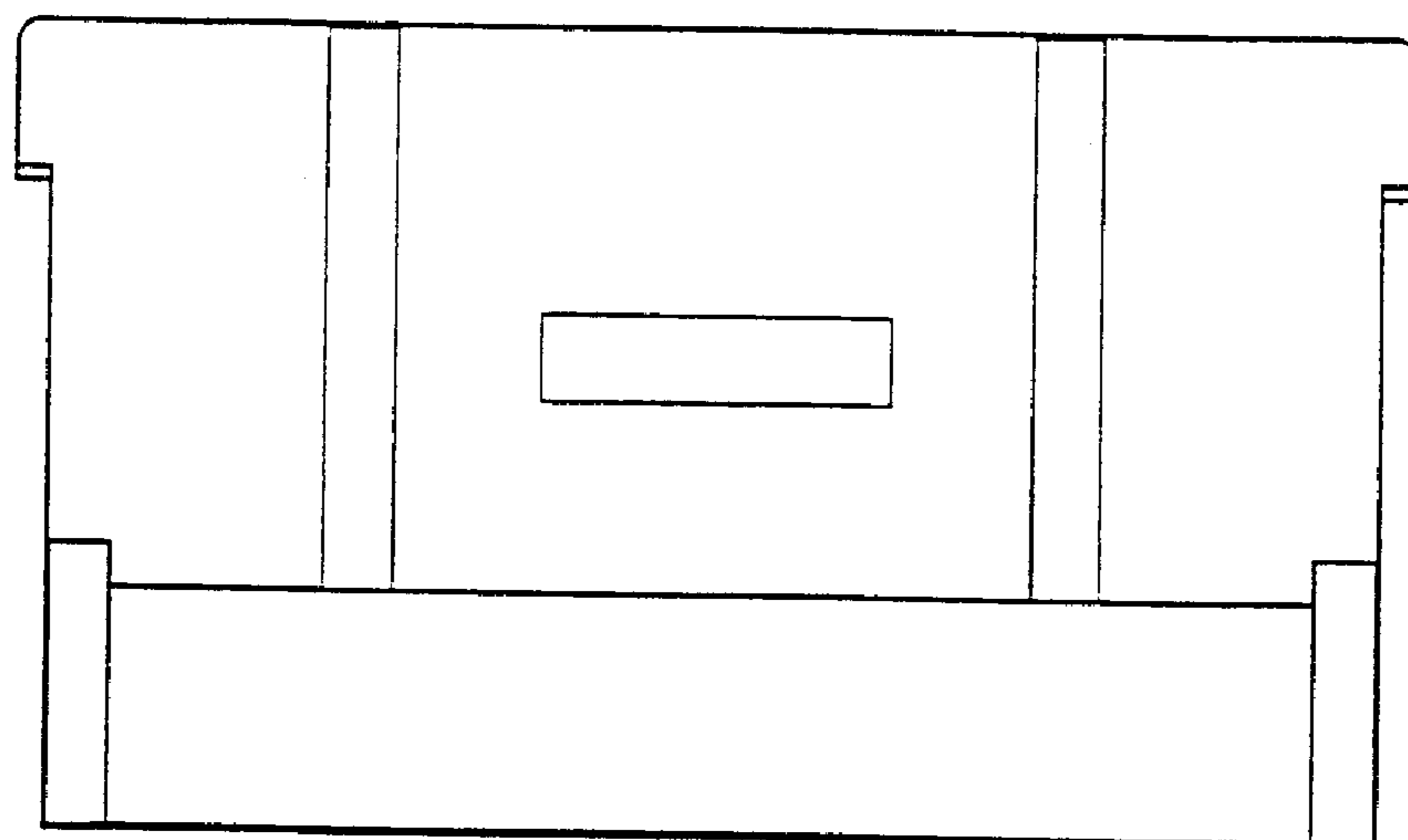


FIG. 4




FIG. 5




FIG. 6

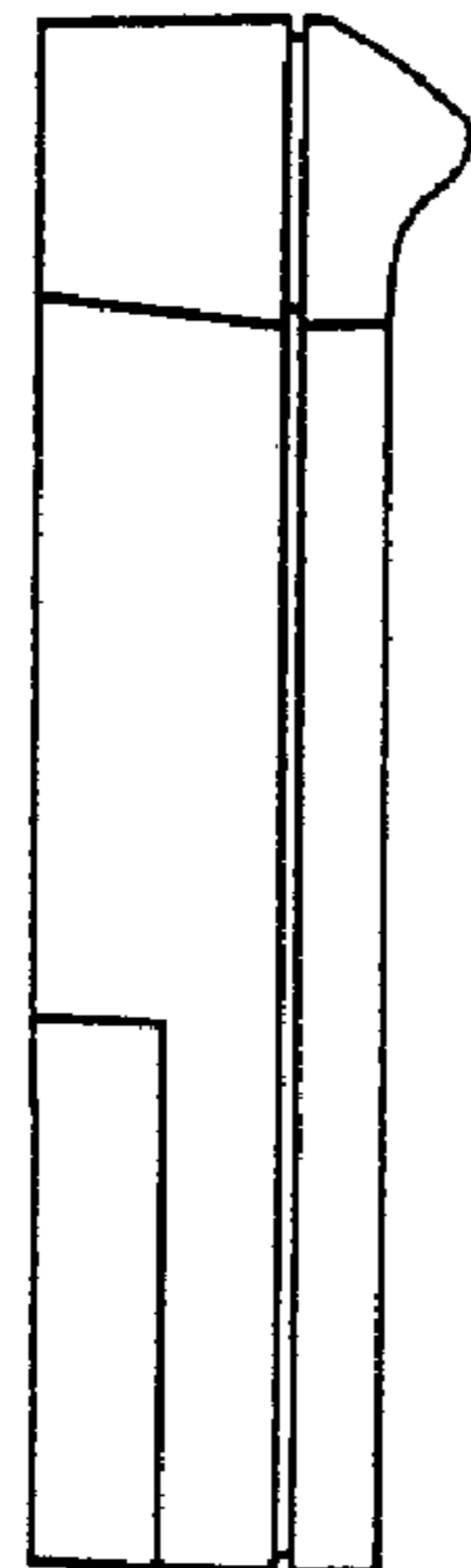


FIG. 7

