



US00D550773S

(12) **United States Design Patent**
Ternovits

(10) **Patent No.:** **US D550,773 S**

(45) **Date of Patent:** **** Sep. 11, 2007**

(54) **ERASER**

(75) Inventor: **Scott Ternovits**, Chicago, IL (US)

(73) Assignee: **OMX, Inc.**, Las Vegas, NV (US)

(**) Term: **14 Years**

(21) Appl. No.: **29/254,081**

(22) Filed: **Feb. 15, 2006**

(51) **LOC (8) Cl.** **19-06**

(52) **U.S. Cl.** **D19/53**

(58) **Field of Classification Search** D8/90;
D19/9, 10, 35, 53, 54; D32/40; 15/3.53,
15/104.92, 105.51, 105.52, 118, 210.1, 231,
15/424, 425, 427, 428, 429, 430, 433, 434,
15/435; 401/49, 52, 88; 451/523

See application file for complete search history.

(56) **References Cited**

U.S. PATENT DOCUMENTS

274,566	A *	3/1883	Croft	15/209.1
2,363,064	A *	11/1944	Israel	15/425
2,517,859	A *	8/1950	Fehr	15/434
4,028,771	A *	6/1977	Lin	15/434
D320,229	S *	9/1991	Frazier	D19/53

5,072,483	A *	12/1991	Durand	15/210.1
5,569,521	A *	10/1996	Francoeur et al.	428/171
6,419,571	B2 *	7/2002	Ueno	451/523
D474,389	S *	5/2003	Panfili et al.	D8/90
D479,971	S *	9/2003	Wilson et al.	D8/90

* cited by examiner

Primary Examiner—Elizabeth A. Albert

(74) *Attorney, Agent, or Firm*—Klarquist Sparkman, LLP

(57) **CLAIM**

I claim the ornamental design for an eraser, as shown and described.

DESCRIPTION

FIG. 1 is a rear perspective view of an eraser showing my new design;

FIG. 2 is a rear view of the eraser shown in FIG. 1.

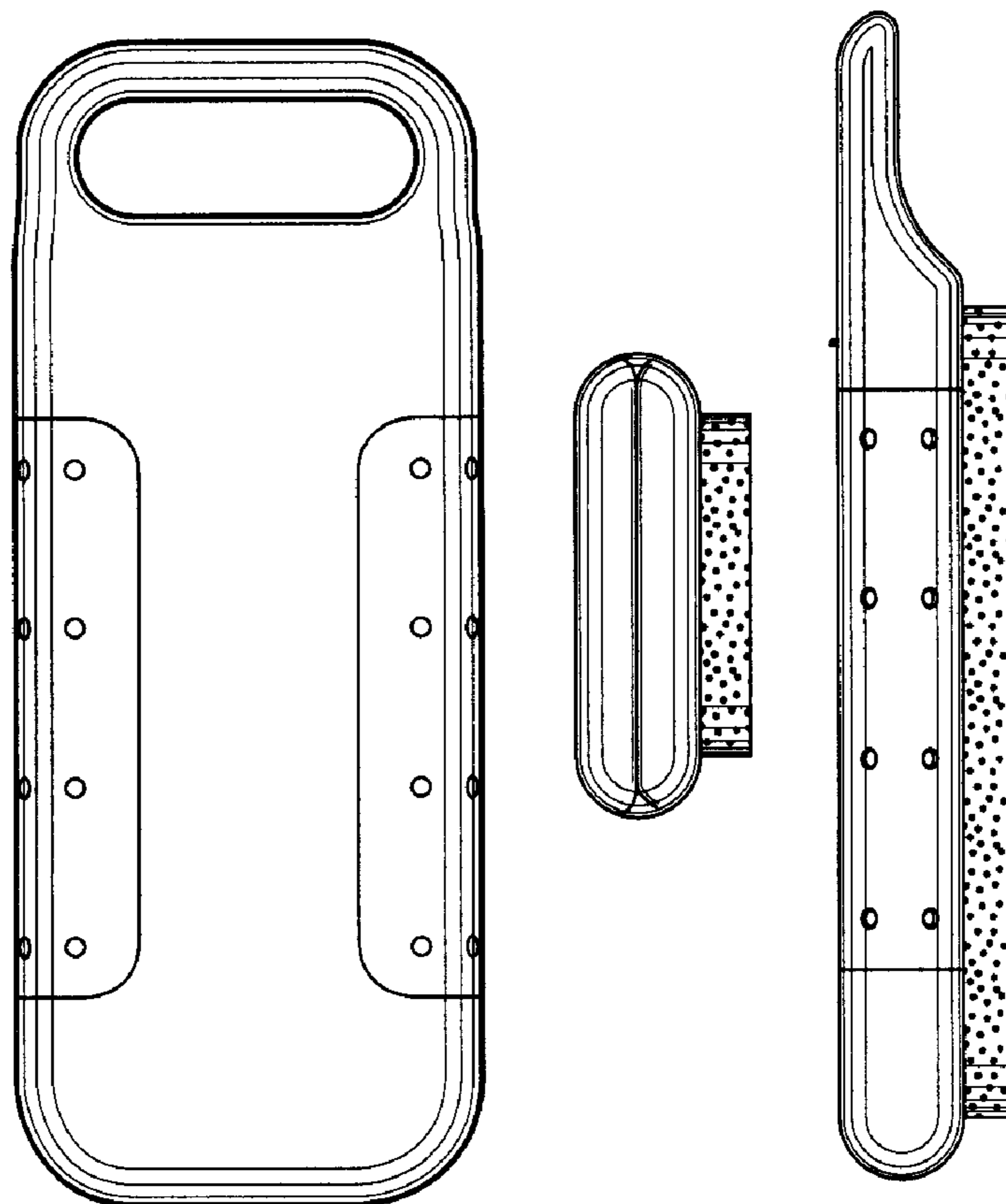
FIG. 3 is a top plan view of the eraser shown in FIG. 1.

FIG. 4 is a bottom plan view of the eraser shown in FIG. 1.

FIG. 5 is a side view of the eraser shown in FIG. 1, the opposite side being a mirror image thereof; and,

FIG. 6 is a front view of the eraser shown in FIG. 1.

1 Claim, 1 Drawing Sheet



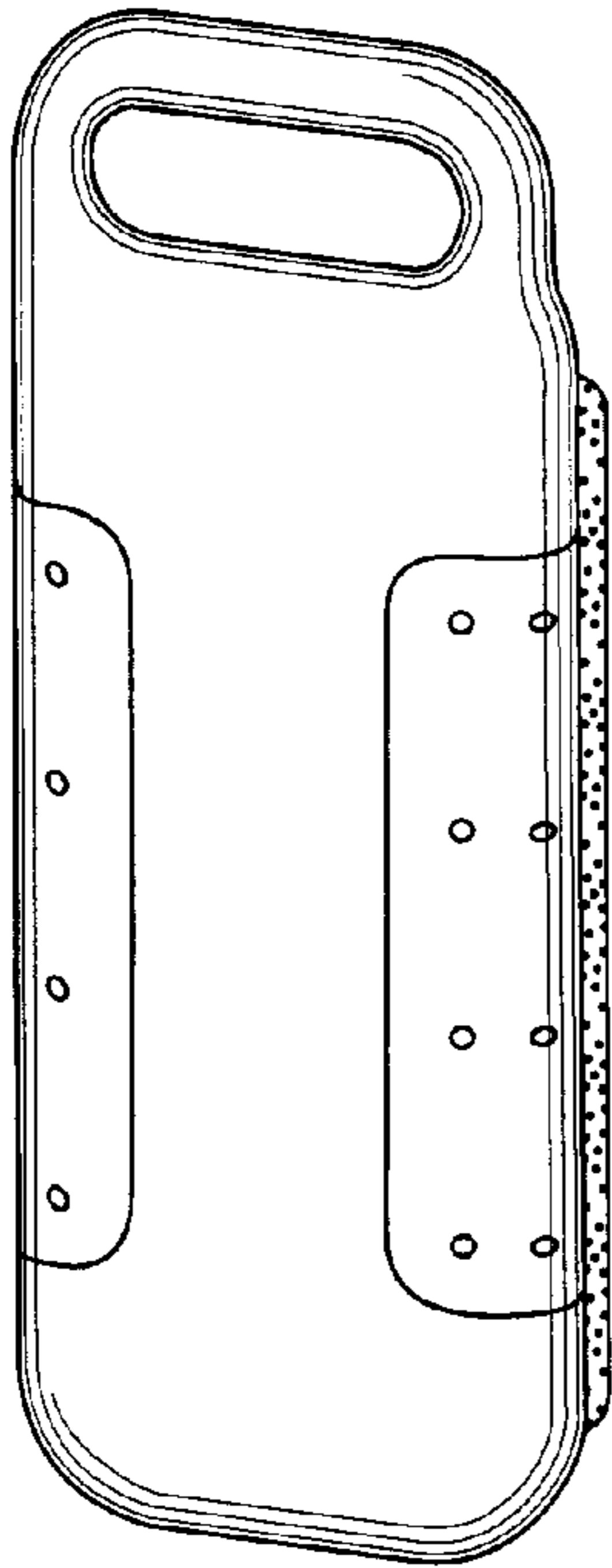


FIG. 1

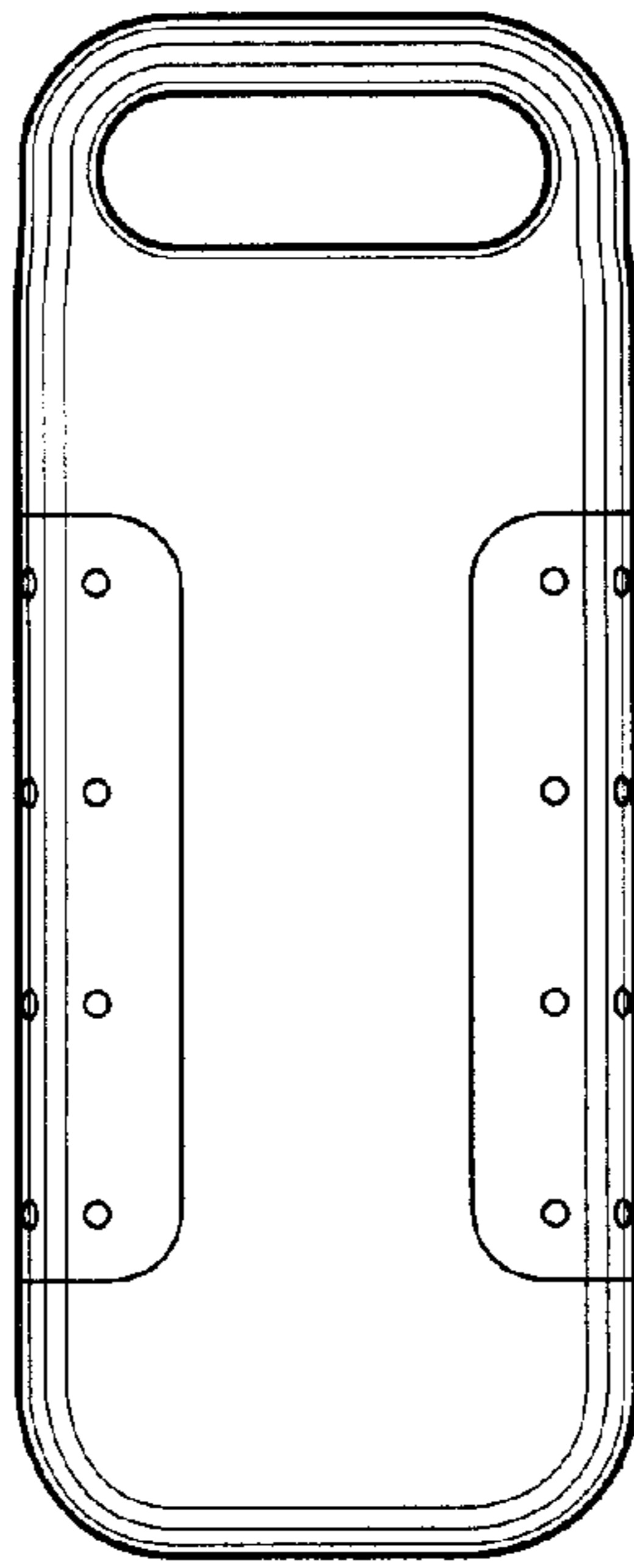


FIG. 2

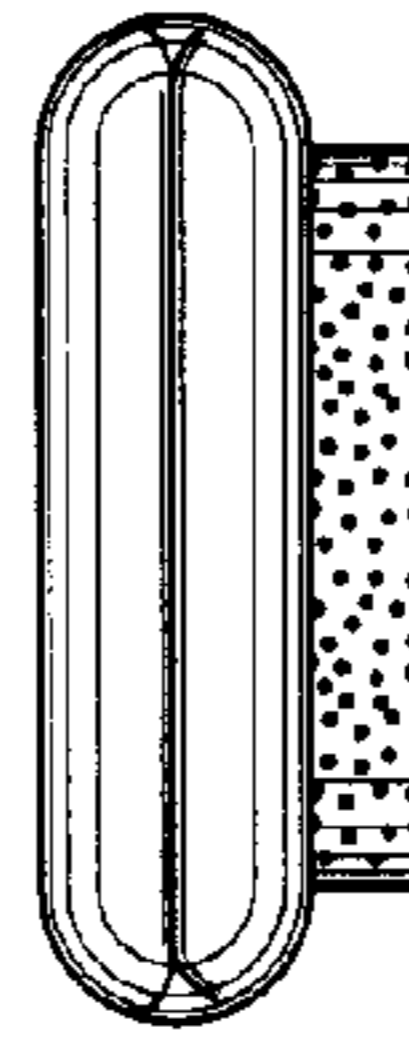


FIG. 3

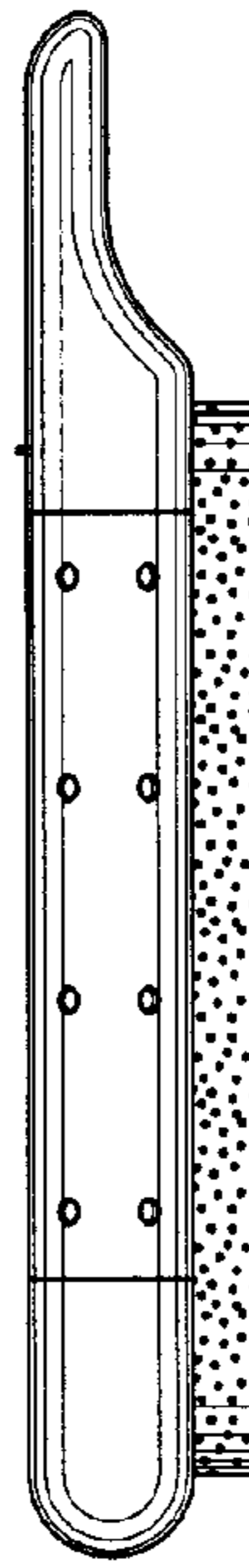


FIG. 5




FIG. 6

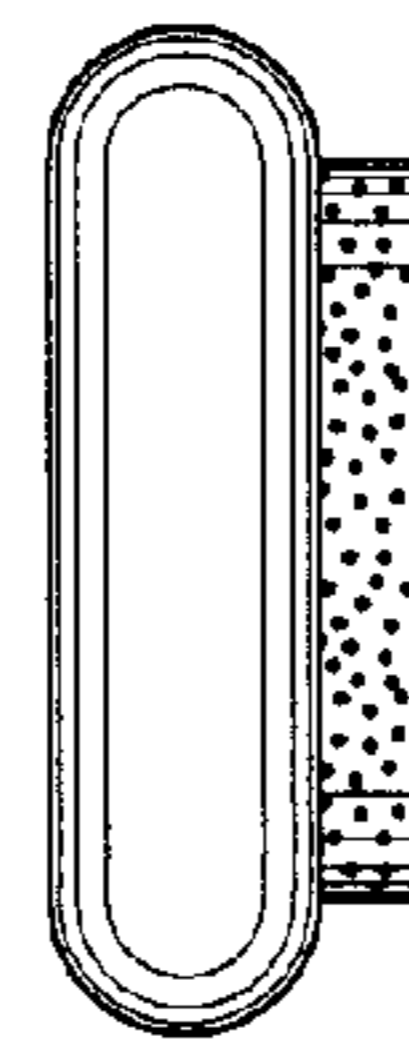


FIG. 4