



US00D550771S

(12) **United States Design Patent** (10) **Patent No.:** **US D550,771 S**
Qiu (45) **Date of Patent:** **** Sep. 11, 2007**

(54) **PEN** D536,034 S * 1/2007 Penno D19/51
(75) Inventor: **Zhiming Qiu**, Ningbo (CN)
(73) Assignee: **Beifa Group Co., Ltd.**, Ningbo (CN)
(**) Term: **14 Years**
(21) Appl. No.: **29/256,627**
(22) Filed: **Mar. 22, 2006**
(30) **Foreign Application Priority Data**
Sep. 22, 2005 (CN) 2005 3 0129669
(51) **LOC (8) Cl.** **19-06**
(52) **U.S. Cl.** **D19/46**
(58) **Field of Classification Search** D19/35,
D19/36, 41-51; 24/11 R, 11 F, 11 P; 401/52,
401/99, 100, 104, 105, 106, 107, 108, 109,
401/192, 195, 196
See application file for complete search history.

(56) **References Cited**

U.S. PATENT DOCUMENTS

D121,087 S * 6/1940 Andrews D19/51
D123,485 S * 11/1940 McKiernan D19/56
2,526,268 A * 10/1950 Perraud 401/52
D175,330 S * 8/1955 Aston D19/57
D321,009 S 10/1991 Yubisui
D353,620 S * 12/1994 De Baillon D19/50
D369,830 S * 5/1996 Hadtke D19/46
D388,119 S 12/1997 Kuramoto
D404,426 S 1/1999 Takanashi
D443,896 S * 6/2001 Briggl et al. D19/49
D452,529 S 12/2001 Tsuchida
D461,501 S * 8/2002 Nishida D19/43
D489,088 S * 4/2004 Arita et al. D19/43
D497,641 S * 10/2004 Tsuchikura D19/43
D508,083 S * 8/2005 Cetera D19/51
D510,598 S * 10/2005 Qiu D19/43

D536,034 S * 1/2007 Penno D19/51

OTHER PUBLICATIONS

Qiu, Z., et al., U.S. Appl. No. 29/250,935, filed Dec. 6, 2006.

* cited by examiner

Primary Examiner—Elizabeth A. Albert

(74) Attorney, Agent, or Firm—Christensen O'Connor Johnson Kindness PLLC

(57) **CLAIM**

The ornamental design for a pen, as shown and described.

DESCRIPTION

FIG. 1 is a front right perspective view of a first embodiment of a pen showing my new design;

FIG. 2 is an exploded front right perspective view of the pen shown in FIG. 1;

FIG. 3 is a front elevational view of the pen shown in FIG. 2, with the pen cap removed and placed on the opposite end of the pen;

FIG. 4 is an exploded front right perspective view of a second embodiment of the pen shown in FIG. 1;

FIG. 5 is a front elevational view of the pen shown in FIG. 4, with the pen cap removed and placed on the opposite end of the pen;

FIG. 6 is a right side elevational view of the pen shown in FIG. 1;

FIG. 7 is a bottom plan view thereof;

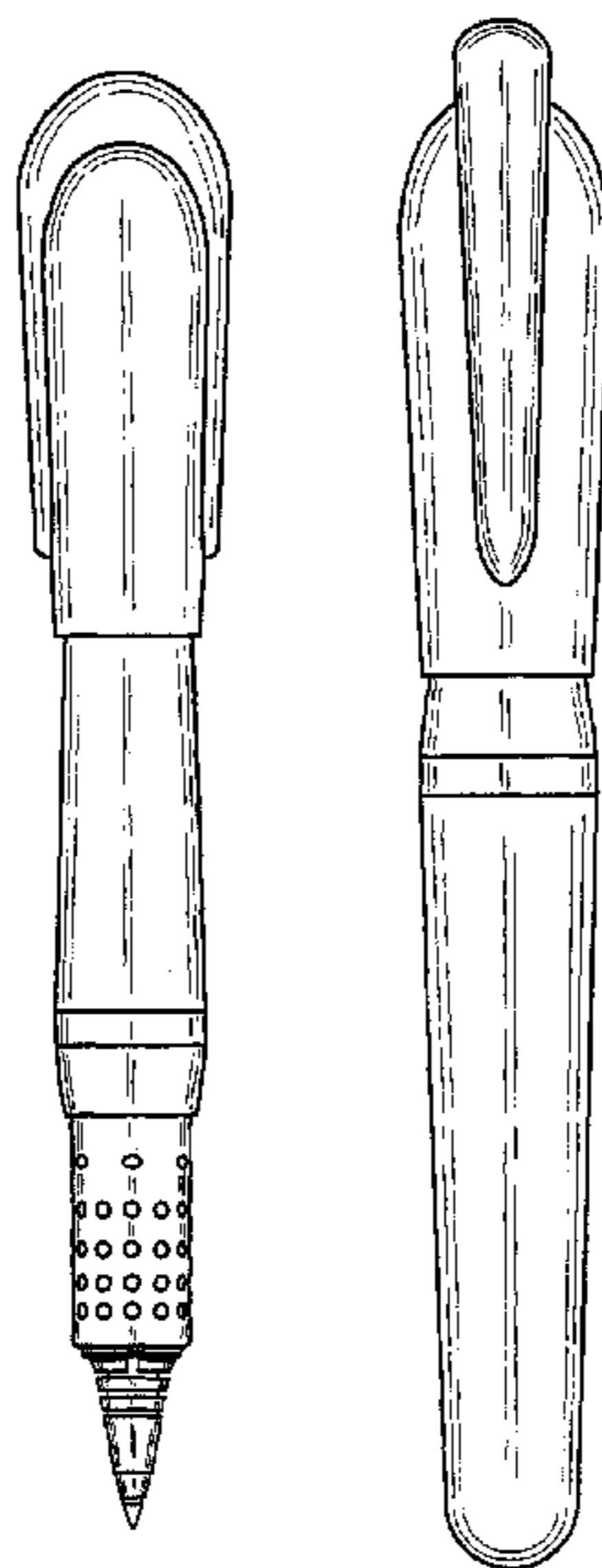
FIG. 8 is a front elevational view thereof;

FIG. 9 is a left side elevational view thereof;

FIG. 10 is a top plan view thereof; and,

FIG. 11 is a rear elevational view thereof.

1 Claim, 5 Drawing Sheets



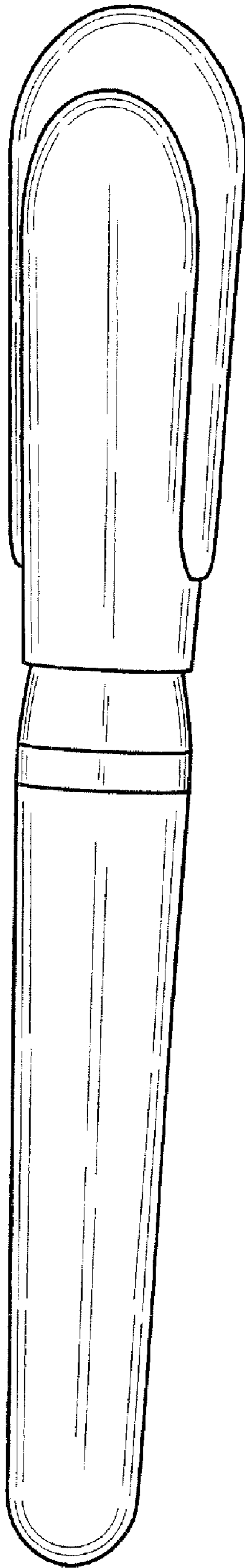


Fig. 1.

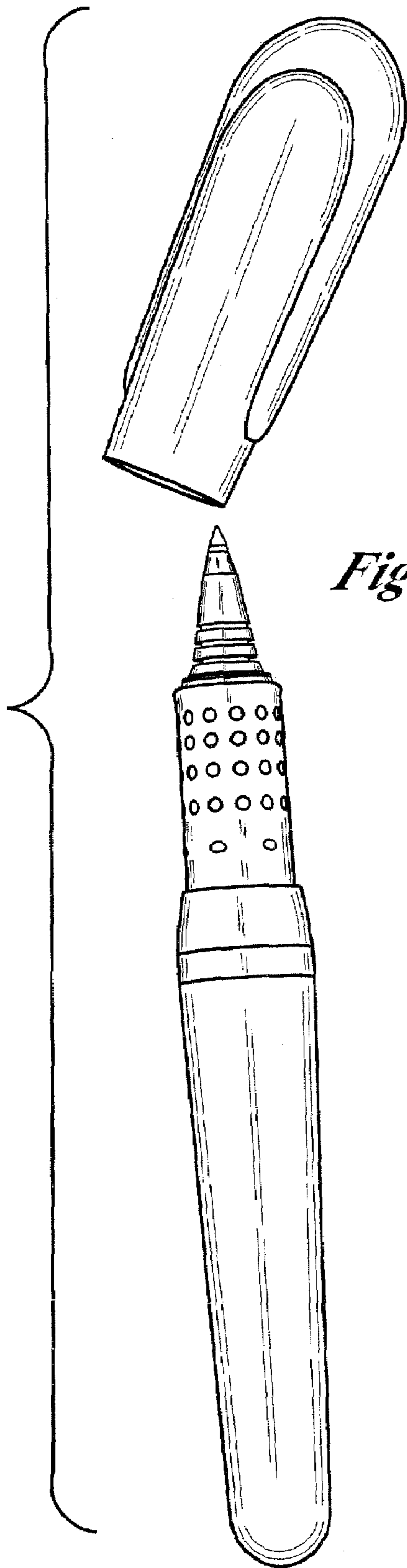


Fig. 2.

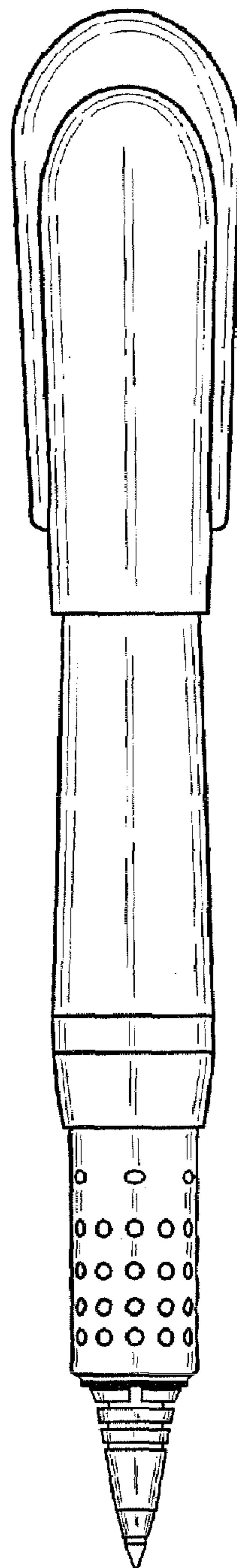


Fig. 3.

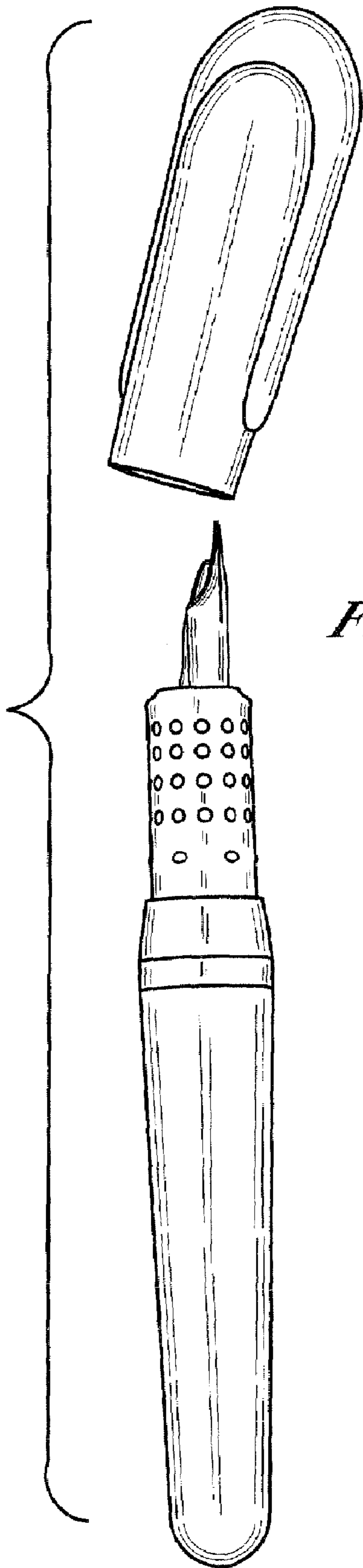


Fig. 4.

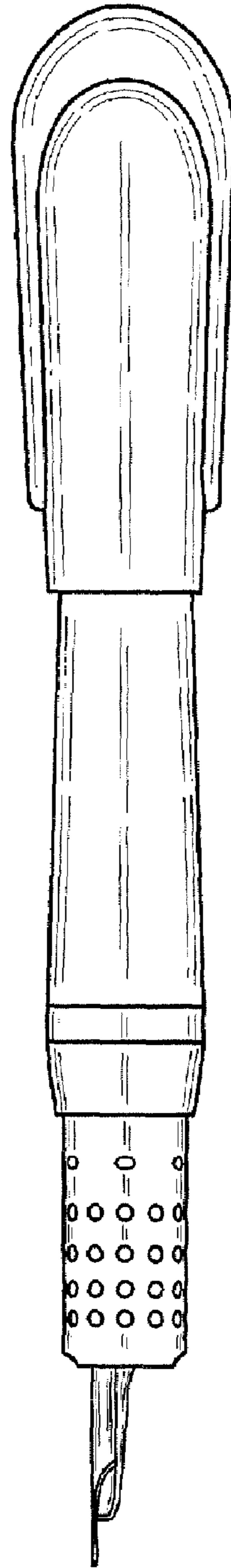


Fig. 5.

Fig. 6.

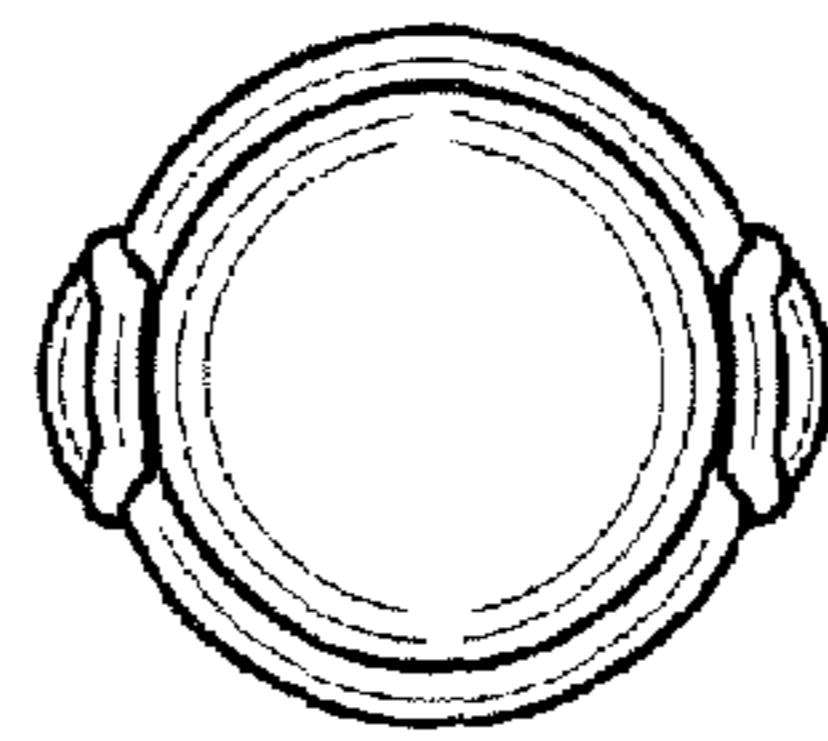
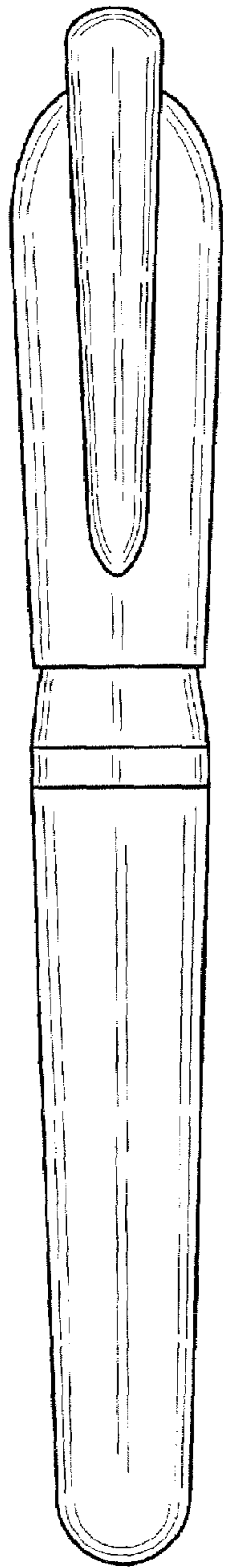


Fig. 7.

Fig. 8.

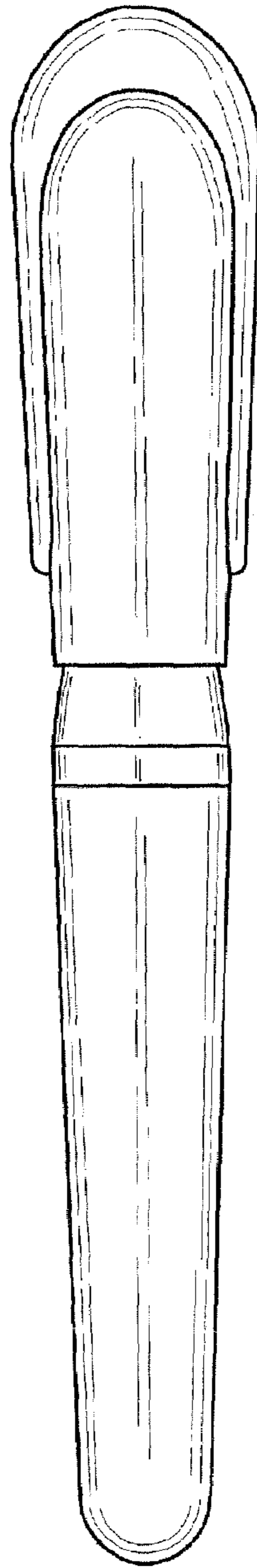


Fig. 9.

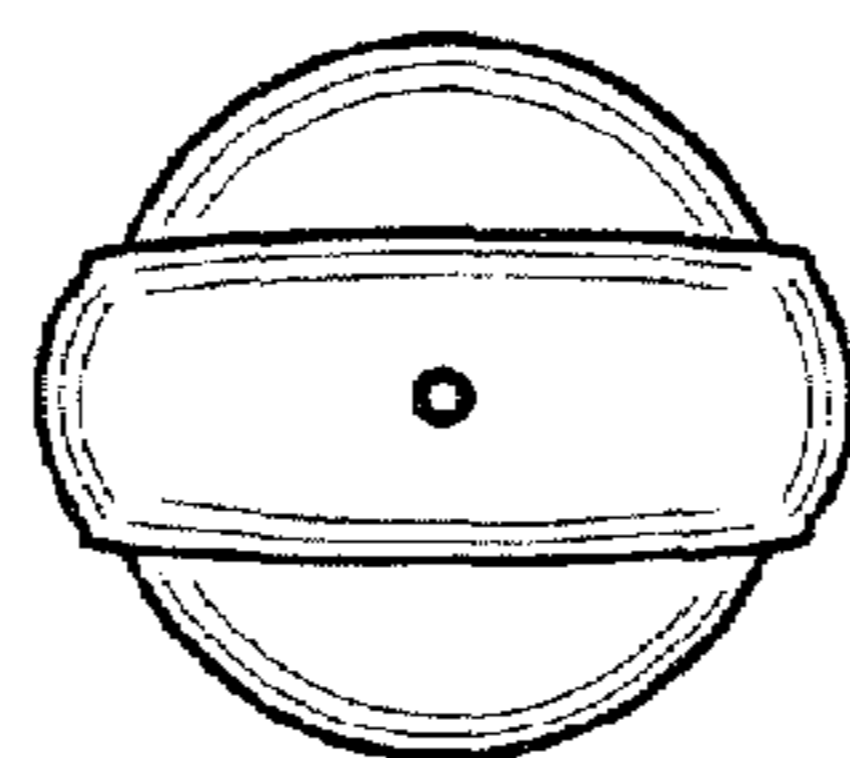
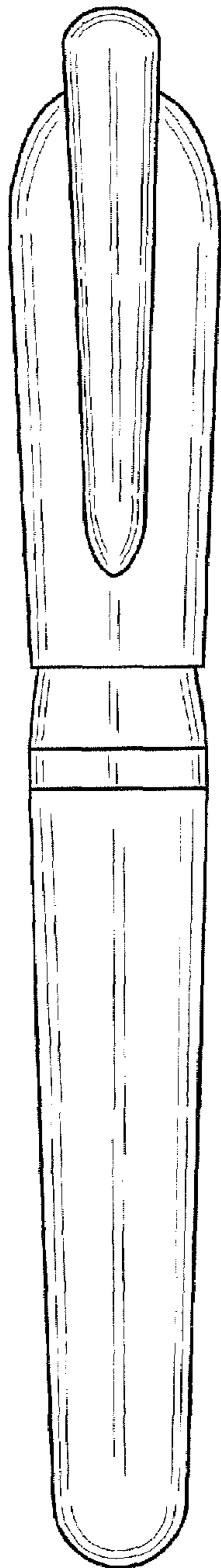
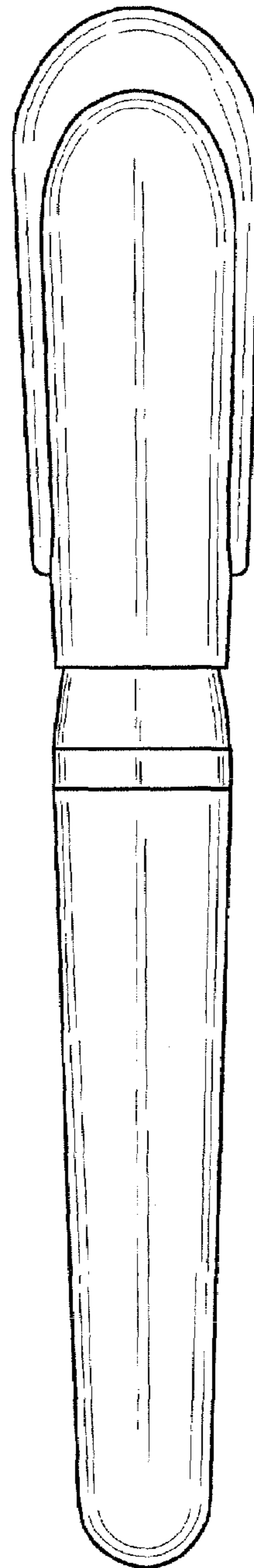


Fig. 10.

Fig. 11.



UNITED STATES PATENT AND TRADEMARK OFFICE
CERTIFICATE OF CORRECTION

PATENT NO. : Des. 550,771 S
APPLICATION NO. : 29/256627
DATED : September 11, 2007
INVENTOR(S) : Z. Qiu

Page 1 of 1

It is certified that error appears in the above-identified patent and that said Letters Patent is hereby corrected as shown below:

<u>COLUMN</u>	<u>LINE</u>	<u>ERROR</u>
(30) Pg. 1, col. 1	Foreign Appln. Priority Data	“205 3 0129669” should read --205 3 0129669.2--

Signed and Sealed this

Fifteenth Day of July, 2008



JON W. DUDAS
Director of the United States Patent and Trademark Office