



US00D550711S

(12) **United States Design Patent**  
**Lee**

(10) **Patent No.:** **US D550,711 S**  
(45) **Date of Patent:** **\*\* Sep. 11, 2007**

(54) **MP3 PLAYER**

(75) Inventor: **Mi-Ri Lee**, Seoul (KR)

(73) Assignee: **Samsung Electronics Co., Ltd.**,  
Suwon-Si (KR)

(\*\*) Term: **14 Years**

(21) Appl. No.: **29/264,116**

(22) Filed: **Aug. 4, 2006**

(30) **Foreign Application Priority Data**

Feb. 10, 2006 (KR) ..... 30-2006-0005027

(51) **LOC (8) Cl.** ..... **14-03**

(52) **U.S. Cl.** ..... **D14/496**

(58) **Field of Classification Search** ..... D14/496,  
D14/401, 435, 474, 483, 217, 137, 138, 160,  
D14/168; 345/156, 169, 173-179, 905; 715/727-729,  
715/864; 455/11.1, 773, 344-347, 93, 95;  
370/342-344; 369/1, 2, 6, 12; 463/43-47;  
273/148 B

See application file for complete search history.

(56) **References Cited**

**U.S. PATENT DOCUMENTS**

D478,889 S \* 8/2003 Kulkarni ..... D14/160  
6,669,092 B2 \* 12/2003 Leanheart et al. .... 235/462.13  
D490,068 S \* 5/2004 Chen ..... D14/156  
6,769,603 B2 \* 8/2004 Nagai et al. .... 235/375

D507,277 S \* 7/2005 Sitoh ..... D14/496  
D511,347 S \* 11/2005 Naruki ..... D14/496  
D515,099 S \* 2/2006 Lee ..... D14/496  
D518,019 S \* 3/2006 Ching ..... D14/156  
D520,517 S \* 5/2006 Lee ..... D14/496  
D521,023 S \* 5/2006 Kim et al. .... D14/496  
7,046,230 B2 \* 5/2006 Zadesky et al. .... 345/156

\* cited by examiner

*Primary Examiner*—Prabhakar Deshmukh

(74) *Attorney, Agent, or Firm*—Staas & Halsey LLP

(57) **CLAIM**

The ornamental design for an MP3 player, as shown and described.

**DESCRIPTION**

FIG. 1 is a perspective view of an MP3 player according to my new design with its hasp in a locked position;  
FIG. 2 is a front elevational view thereof;  
FIG. 3 is a rear elevational view thereof;  
FIG. 4 is a left side elevational view thereof;  
FIG. 5 is a right side elevational view thereof;  
FIG. 6 is a top plan view thereof;  
FIG. 7 is a bottom plan view thereof; and,  
FIG. 8 is a perspective view of the MP3 player according to my new design with its hasp in a released position.

**1 Claim, 7 Drawing Sheets**

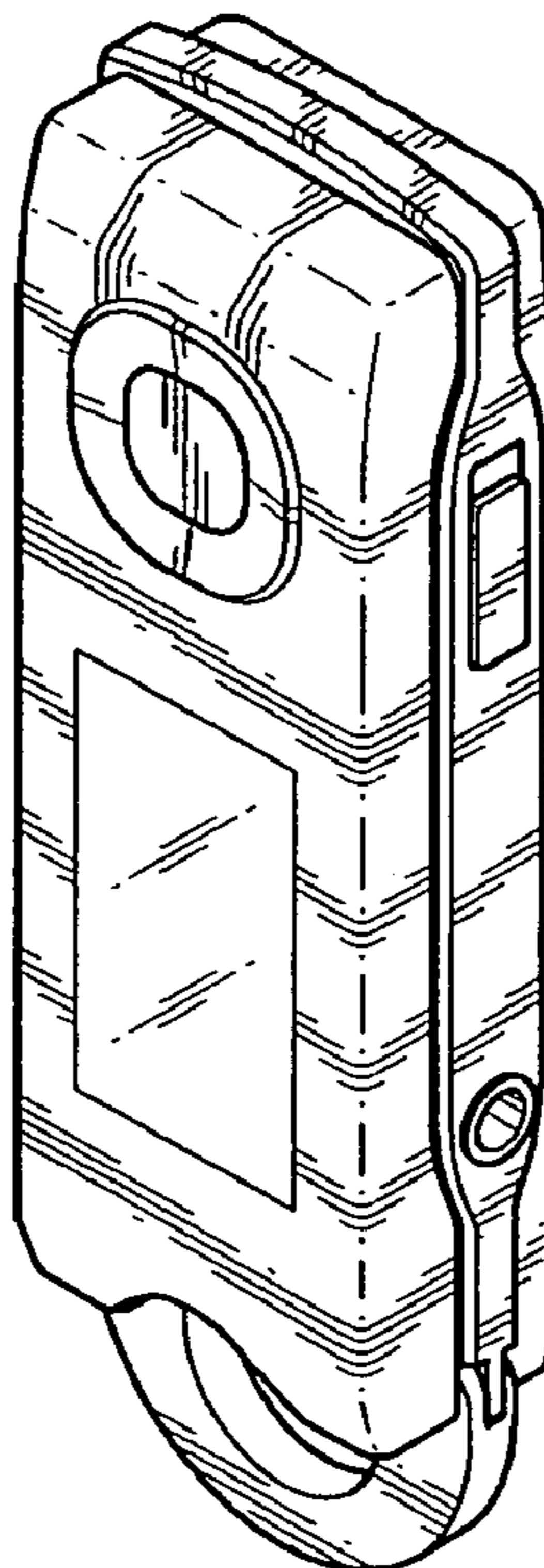


FIG. 1

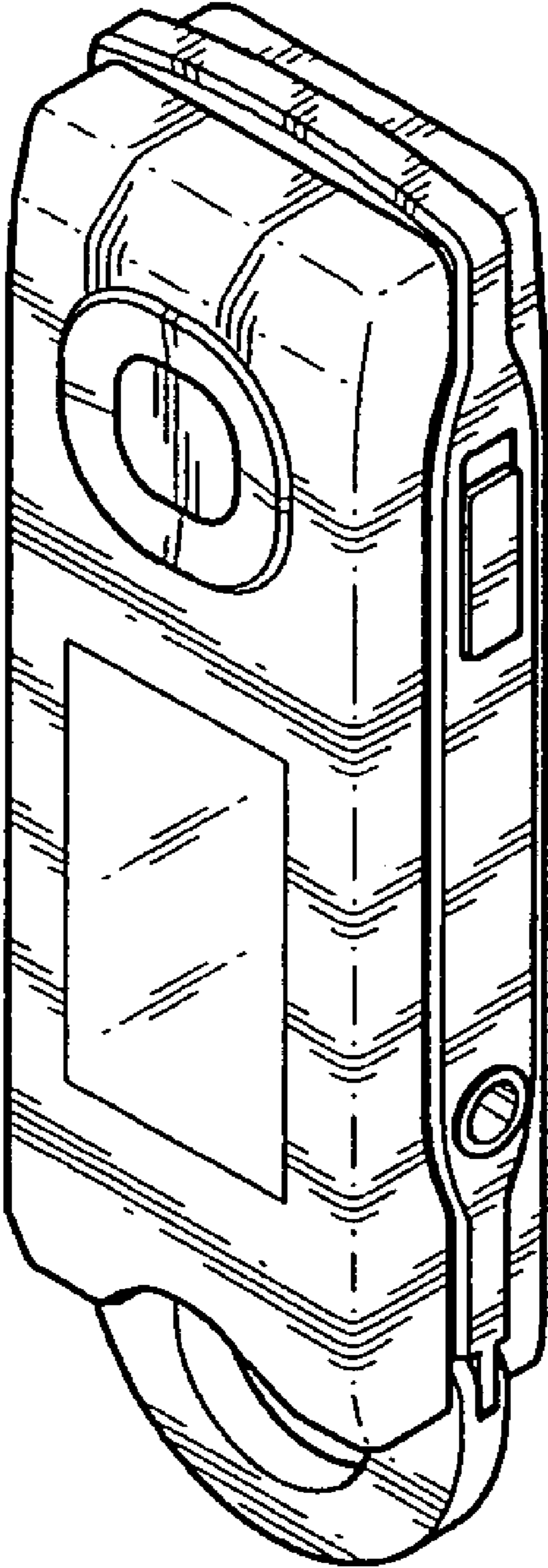


FIG.2

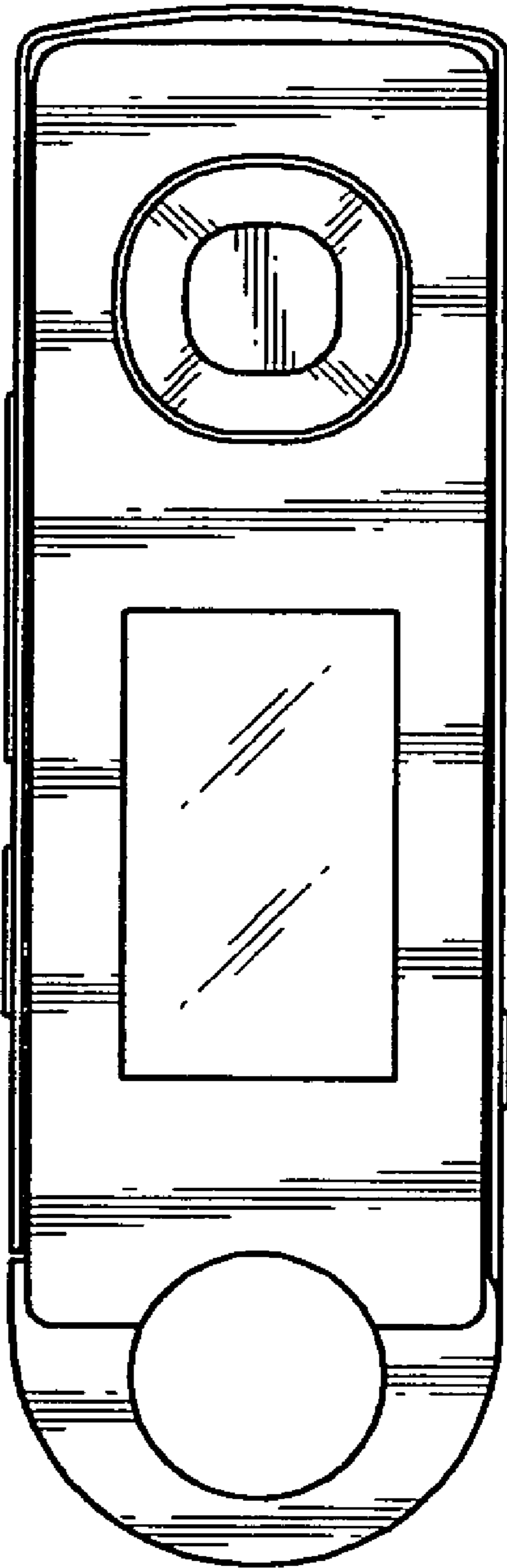


FIG.3

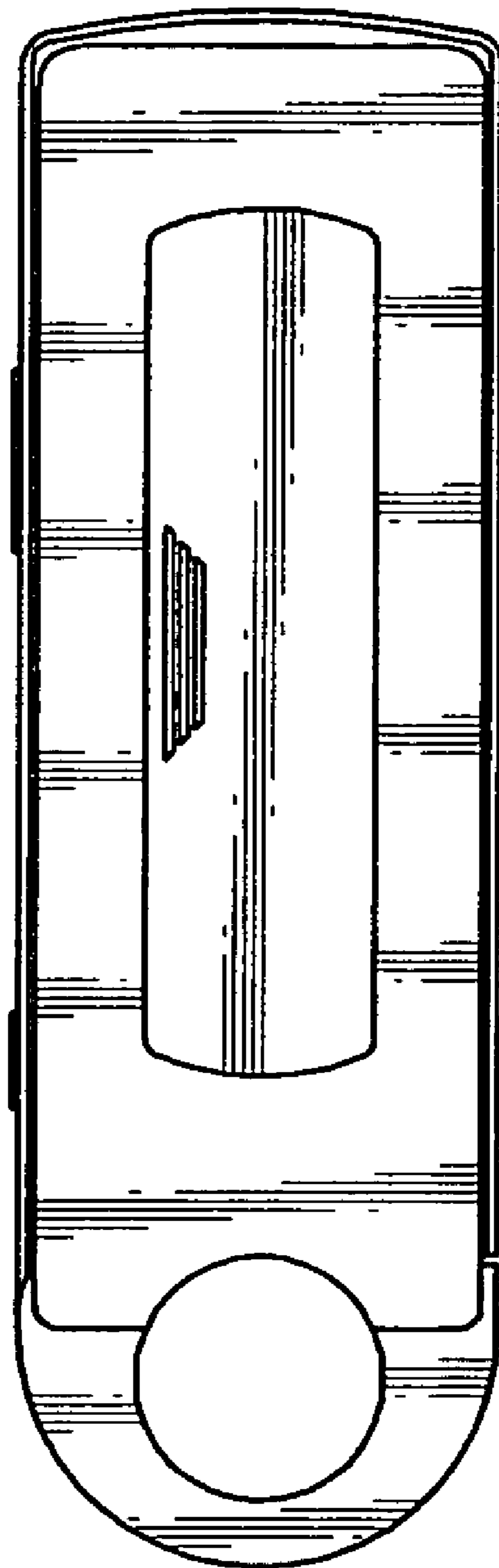


FIG.4

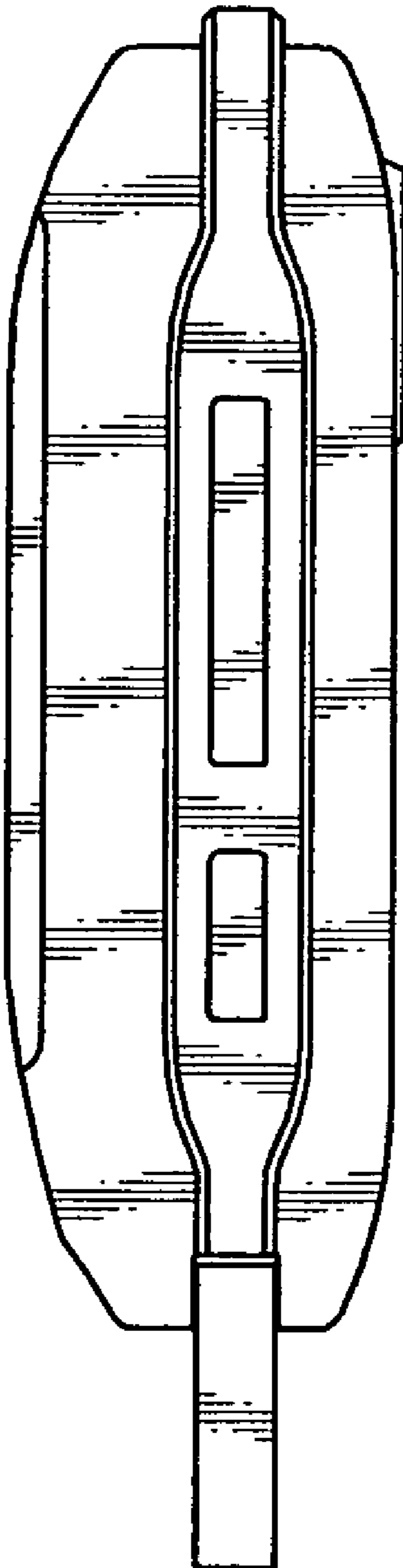


FIG. 5



FIG.6

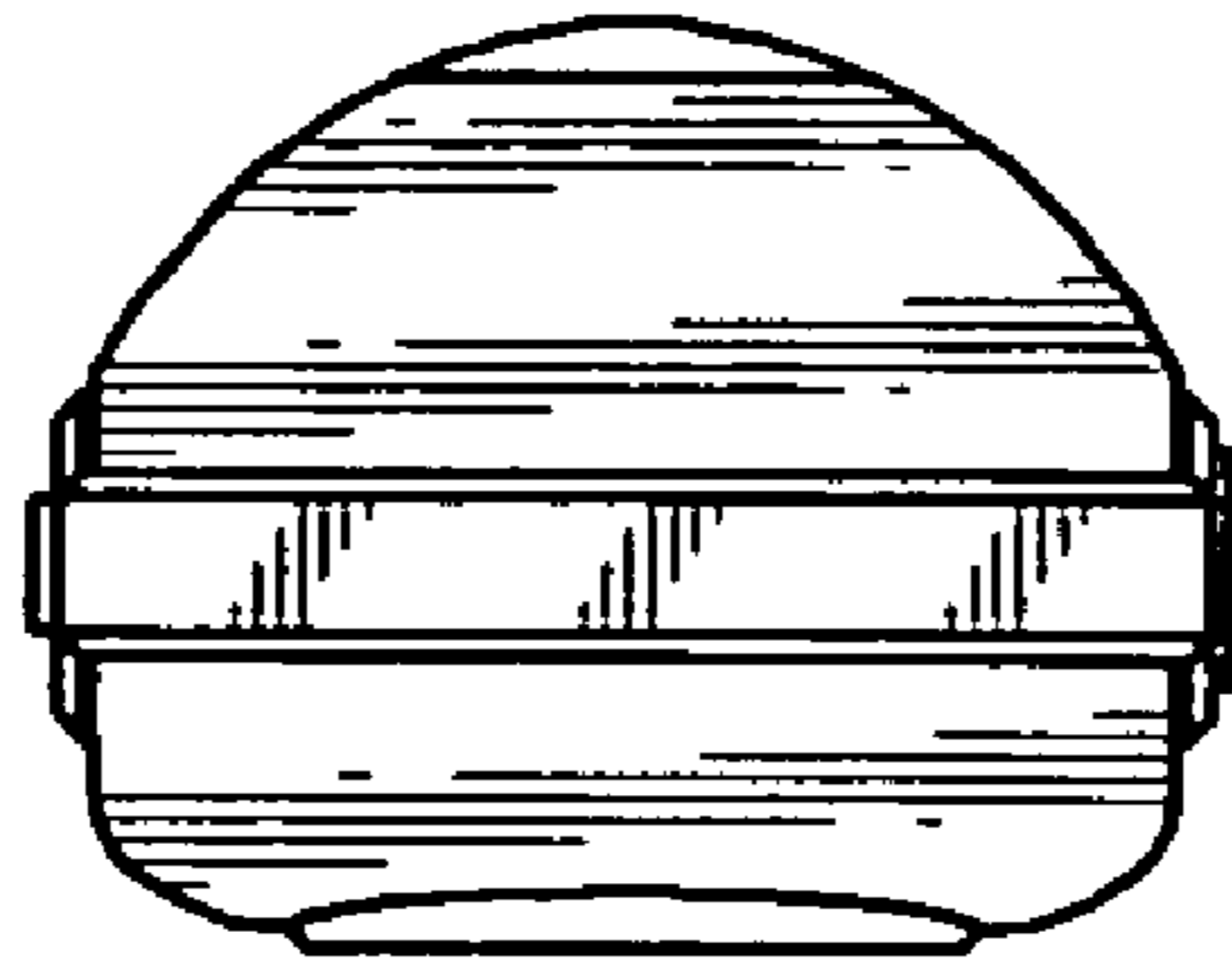


FIG.7

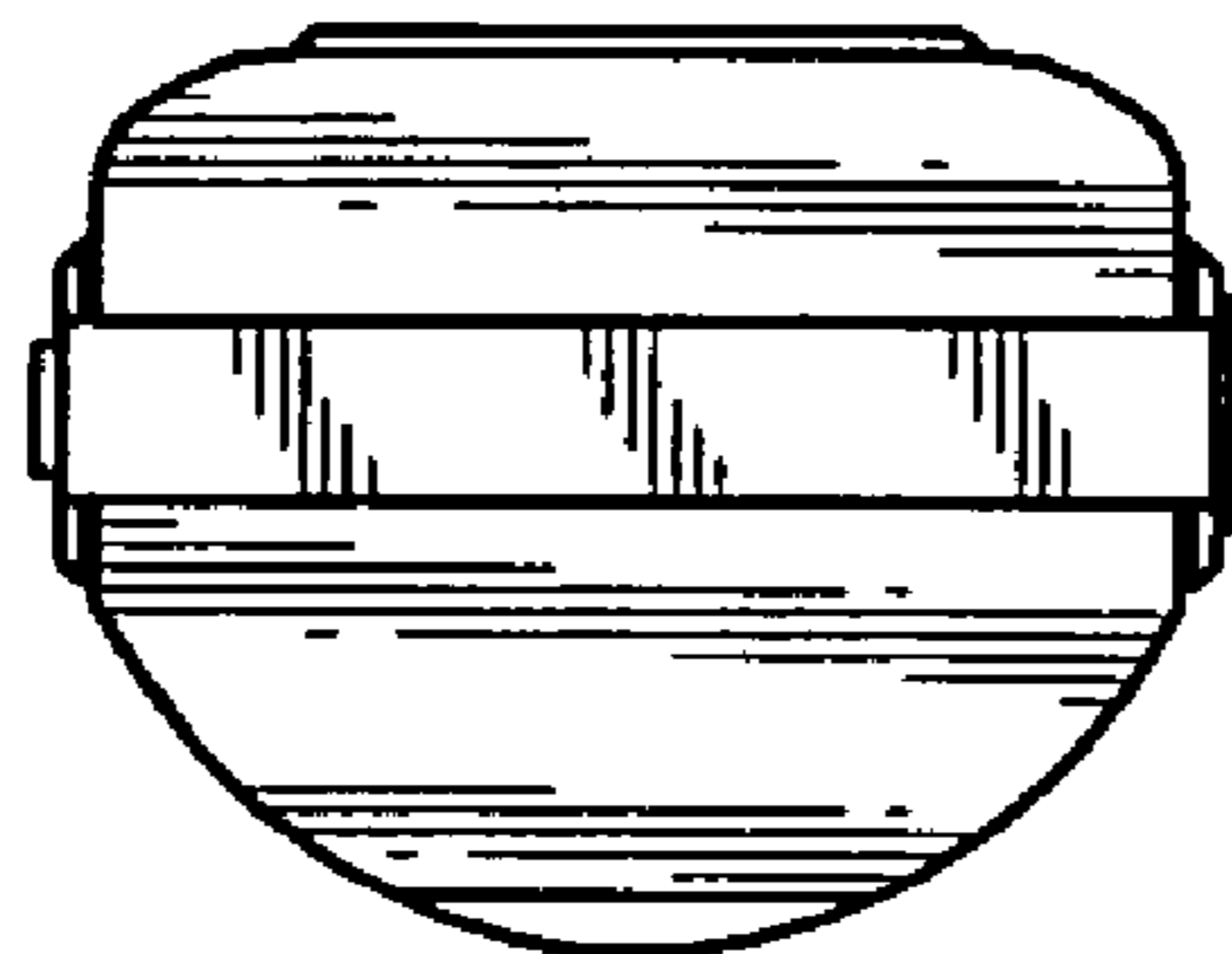


FIG.8

