



US00D550687S

(12) **United States Design Patent**
Cho et al.

(10) **Patent No.:** **US D550,687 S**

(45) **Date of Patent:** **** Sep. 11, 2007**

(54) **GRAPHIC USER INTERFACE FOR A CELLULAR PHONE**

(75) Inventors: **Hee-Joung Cho**, Seoul (KR); **Mi-Na Kwag**, Yongin (KR)

(73) Assignee: **Samsung Electronics Co., Ltd.**, Suwon-Si (KR)

(**) Term: **14 Years**

(21) Appl. No.: **29/265,838**

(22) Filed: **Sep. 11, 2006**

(30) **Foreign Application Priority Data**

Mar. 22, 2006 (KR) 30-2006-0010634

(51) **LOC (8) Cl.** **14-04**

(52) **U.S. Cl.** **D14/486**

(58) **Field of Classification Search** D14/129, D14/485-95; D18/24-33; D19/6; D20/11; D21/324-33; 715/536, 700, 703, 715-23, 715/727-8, 731, 734, 737-9, 748, 752-3, 715/759, 763-5, 768, 774-6, 792, 808-15, 715/819-20, 821-823, 825, 828-30, 835-41, 715/843, 845-7, 864, 867, 963, 967, 973, 715/975-978; 345/902, 952

See application file for complete search history.

(56) **References Cited**

U.S. PATENT DOCUMENTS

D389,135 S * 1/1998 Yamamoto et al. D14/493
6,463,304 B2 * 10/2002 Smethers 455/566
D523,442 S * 6/2006 Hiramatsu D14/488
2001/0020957 A1 * 9/2001 Ringot 345/810
2002/0054151 A1 * 5/2002 Inomata 345/810

2003/0210280 A1 * 11/2003 Baker et al. 345/835
2004/0201603 A1 * 10/2004 Kalish 345/700
2005/0257170 A1 * 11/2005 Kim et al. 715/825
2006/0101350 A1 * 5/2006 Scott 715/779
2006/0123360 A1 * 6/2006 Anwar et al. 715/810
2006/0253782 A1 * 11/2006 Stark et al. 715/727

* cited by examiner

Primary Examiner—Alan P. Douglas

Assistant Examiner—Angela J. Lee

(74) *Attorney, Agent, or Firm*—Staas & Halsey LLP

(57) **CLAIM**

The ornamental design for a graphic user interface for a cellular phone, as shown and described.

DESCRIPTION

FIG. 1 is a perspective view of a graphic user interface for a cellular phone according to our new design;

FIG. 2 is a front elevational view thereof;

FIG. 3 is a rear elevational view thereof;

FIG. 4 is a left side elevational view thereof;

FIG. 5 is a right side elevational view thereof;

FIG. 6 is a top plan view thereof;

FIG. 7 is a bottom plan view thereof; and,

FIG. 8 is an enlarged view of a graphic user interface for a cellular phone thereof.

The surface(s) or portion(s) of the article not shown in the drawing or described in the specification form(s) no part of the claimed design. The broken line in the drawing is for illustrative purpose only and forms no part of the claimed design.

1 Claim, 8 Drawing Sheets

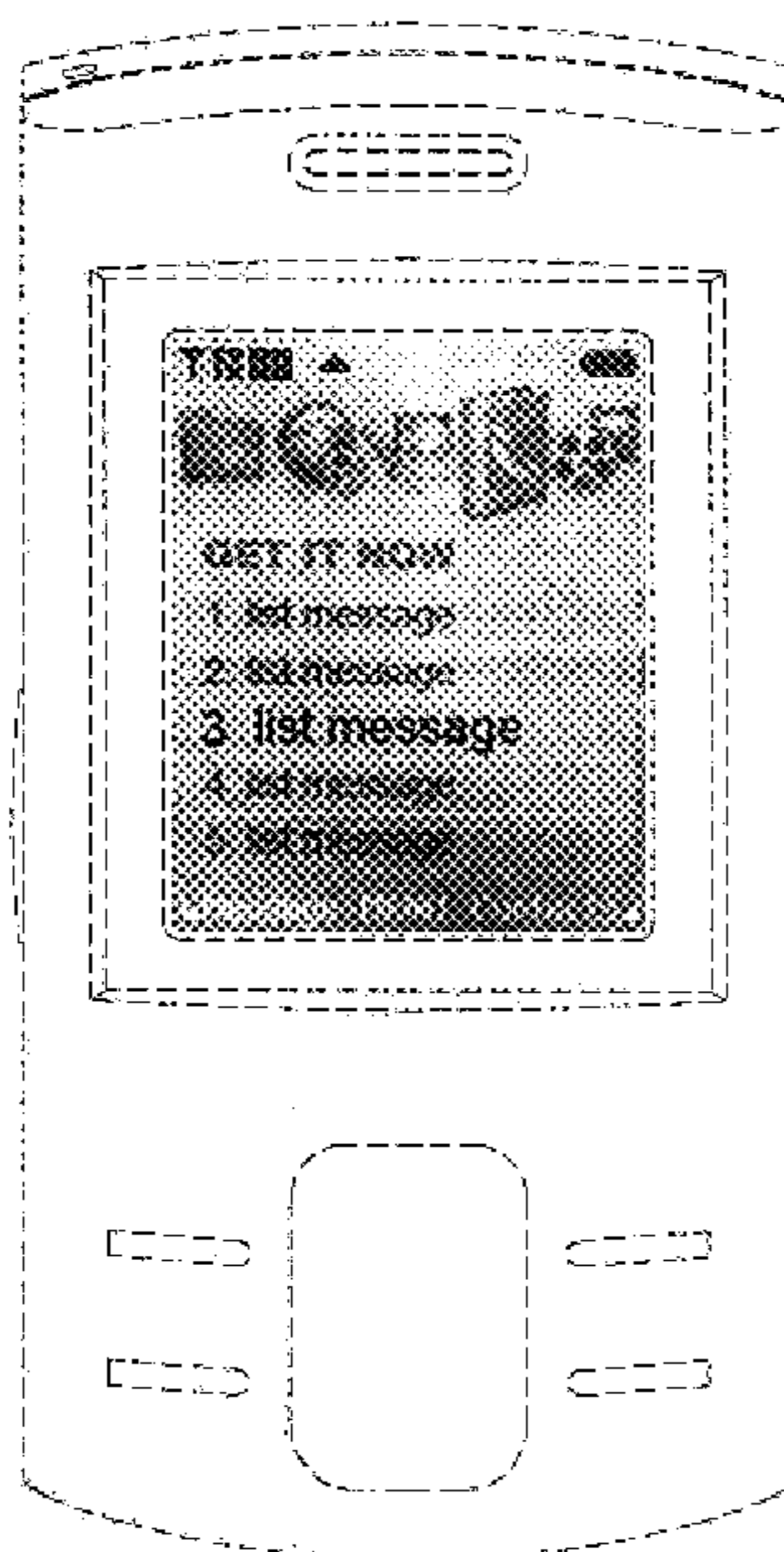


FIG. 1

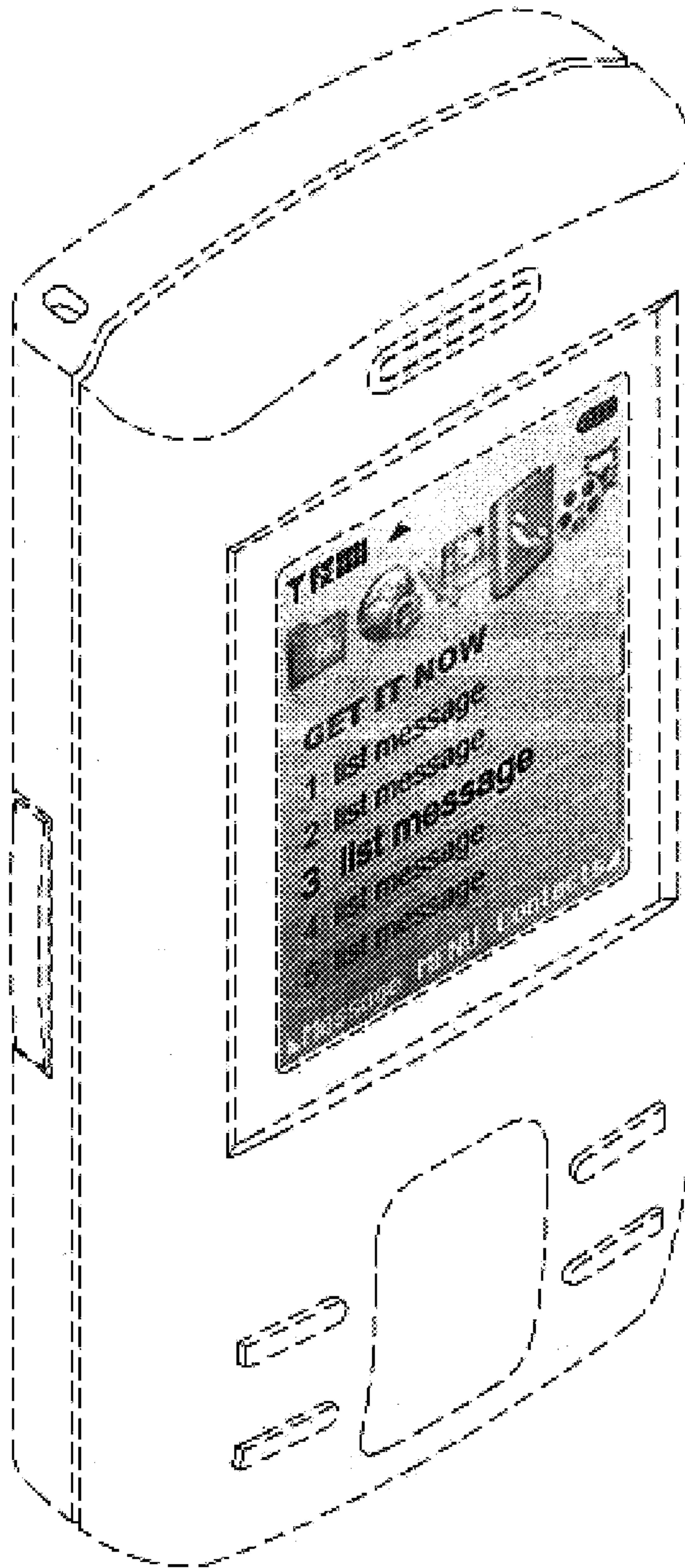


FIG.2



FIG.3




FIG.4

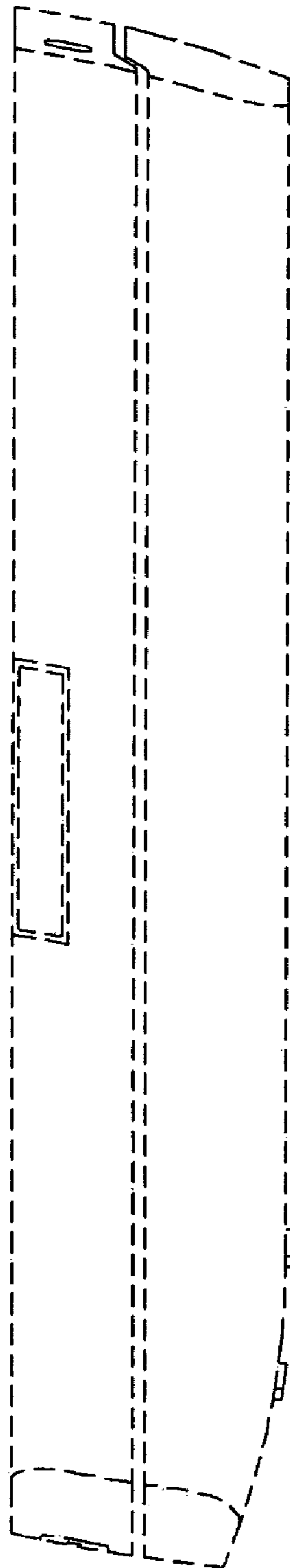


FIG.5

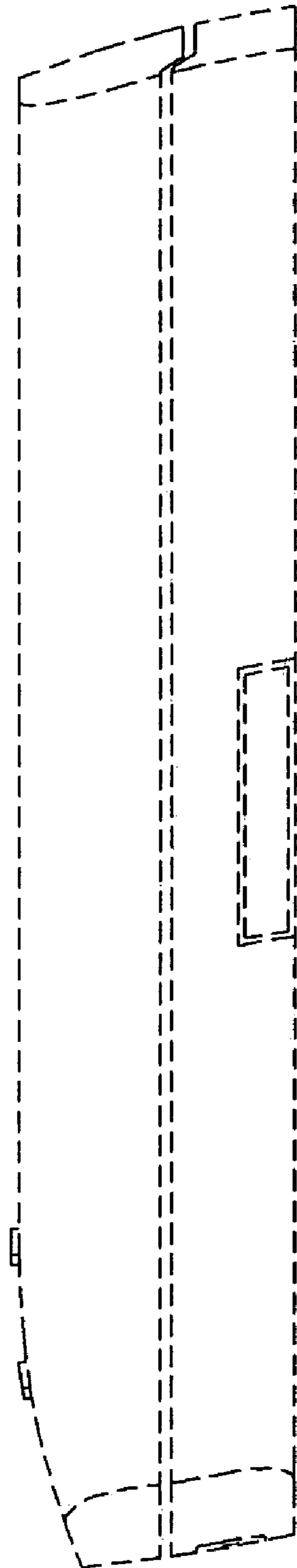


FIG.6

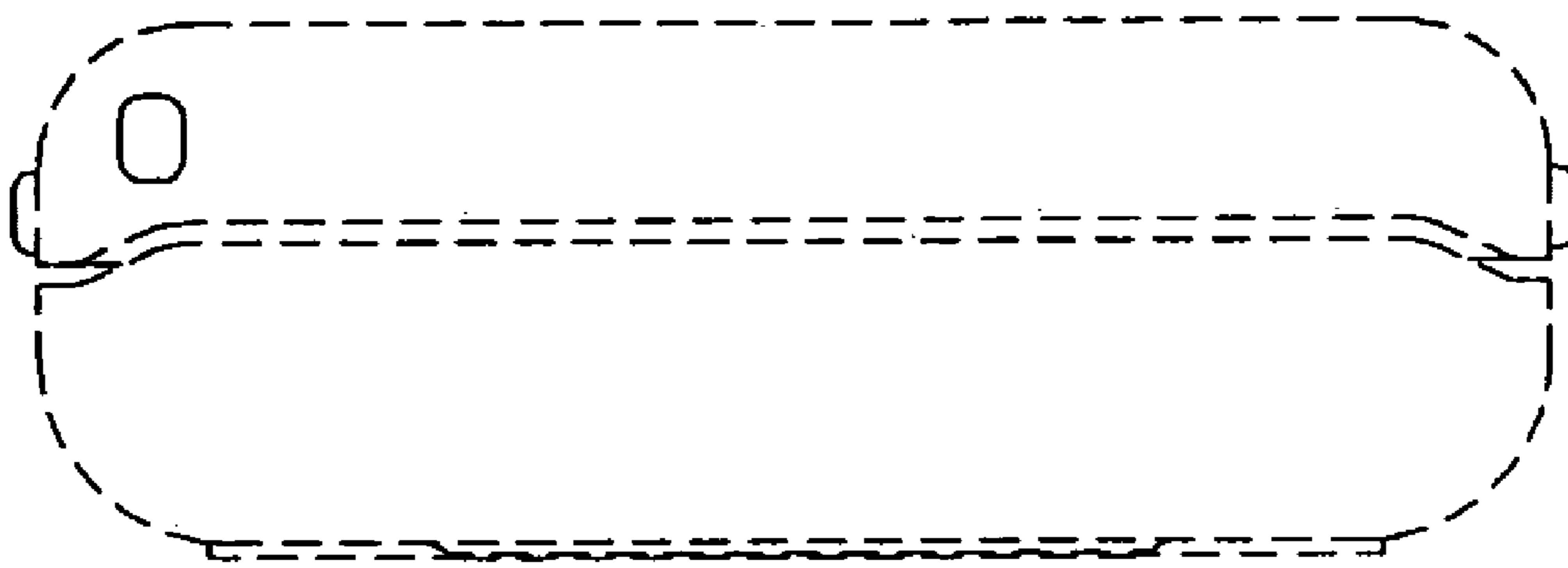


FIG. 7

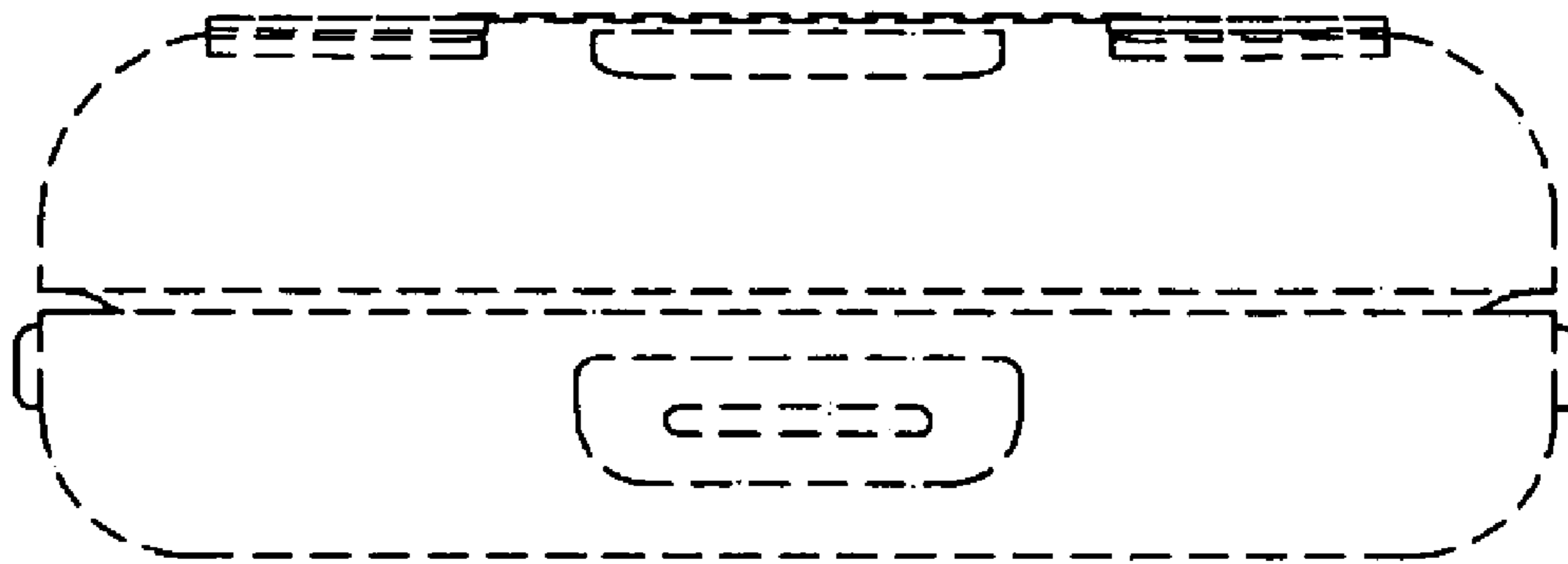


FIG.8

