



US00D550686S

(12) **United States Design Patent** (10) **Patent No.:** **US D550,686 S**  
**Seo et al.** (45) **Date of Patent:** **\*\* Sep. 11, 2007**

(54) **GRAPHIC USER INTERFACE FOR A CELLULAR PHONE**

(75) Inventors: **Ae-Jung Seo**, Seoul (KR); **Jin-Young Noh**, Seoul (KR)

(73) Assignee: **Samsung Electronics Co., Ltd.**, Suwon-Si (KR)

(\*\*) Term: **14 Years**

(21) Appl. No.: **29/265,737**

(22) Filed: **Sep. 8, 2006**

(30) **Foreign Application Priority Data**

Mar. 22, 2006 (KR) ..... 30-2006-0010633

(51) **LOC (8) Cl.** ..... **14-04**

(52) **U.S. Cl.** ..... **D14/486; D14/488**

(58) **Field of Classification Search** ..... D14/129, D14/485-95; D18/24-33; D19/6; D20/11; D21/324-33; 715/536, 700, 703, 715-23, 715/727-8, 731, 734, 737-9, 748, 752-3, 715/759, 763-5, 768, 774-6, 792, 808-15, 715/819-20, 821-823, 825, 828-30, 835-41, 715/843, 845-7, 864, 867, 963, 967, 973, 715/975-978; 345/902, 952

See application file for complete search history.

(56) **References Cited**

**U.S. PATENT DOCUMENTS**

5,500,859 A \* 3/1996 Sharma et al. .... 370/468  
D390,548 S \* 2/1998 Maekawa et al. .... D14/488  
D441,763 S \* 5/2001 Kahn et al. .... D14/488  
6,335,736 B1 \* 1/2002 Wagner et al. .... 715/716  
6,392,964 B2 \* 5/2002 Koyata et al. .... 369/30.04  
6,522,342 B1 \* 2/2003 Gagnon et al. .... 715/716  
6,522,346 B1 \* 2/2003 Meyer ..... 715/771  
6,603,488 B2 \* 8/2003 Humpleman et al. .... 715/771  
6,954,897 B1 \* 10/2005 Noguchi et al. .... 715/542  
D516,574 S \* 3/2006 Ishida et al. .... D14/488  
7,137,073 B2 \* 11/2006 Kim et al. .... 715/828  
2001/0000668 A1 \* 5/2001 Bodnar ..... 345/339

2002/0002453 A1 \* 1/2002 Lazaridis et al. .... 704/9  
2002/0052916 A1 \* 5/2002 Kloba et al. .... 709/203  
2002/0054151 A1 \* 5/2002 Inomata et al. .... 345/810  
2005/0071771 A1 \* 3/2005 Nagasawa et al. .... 715/765  
2005/0097478 A1 \* 5/2005 Killian et al. .... 715/851  
2005/0188331 A1 \* 8/2005 Shimada et al. .... 715/816  
2006/0075362 A1 \* 4/2006 Moteki et al. .... 715/838  
2006/0112354 A1 \* 5/2006 Park et al. .... 715/835  
2006/0143572 A1 \* 6/2006 Scott et al. .... 715/765

\* cited by examiner

*Primary Examiner*—Alan P. Douglas

*Assistant Examiner*—Angela J. Lee

(74) *Attorney, Agent, or Firm*—Staas & Halsey LLP

(57) **CLAIM**

The ornamental design for a graphic user interface for a cellular phone, as shown and described.

**DESCRIPTION**

FIG. 1 is a perspective view of a graphic user interface for a cellular phone according to our new design;

FIG. 2 is a front elevational view thereof;

FIG. 3 is a rear elevational view thereof;

FIG. 4 is a left side elevational view thereof;

FIG. 5 is a right side elevational view thereof;

FIG. 6 is a top plan view thereof;

FIG. 7 is a bottom plan view thereof; and

FIG. 8 is an enlarged view of a graphic user interface for a cellular phone thereof.

FIG. 9 is an exploded view of a second embodiment thereof; and,

FIG. 10 is an exploded view of a third embodiment thereof.

The surface(s) or portion(s) of the article not shown in the drawing or described in the specification form(s) no part of the claimed design. The broken line in the drawing is for illustrative purpose only and forms no part of the claimed design.

**1 Claim, 10 Drawing Sheets**

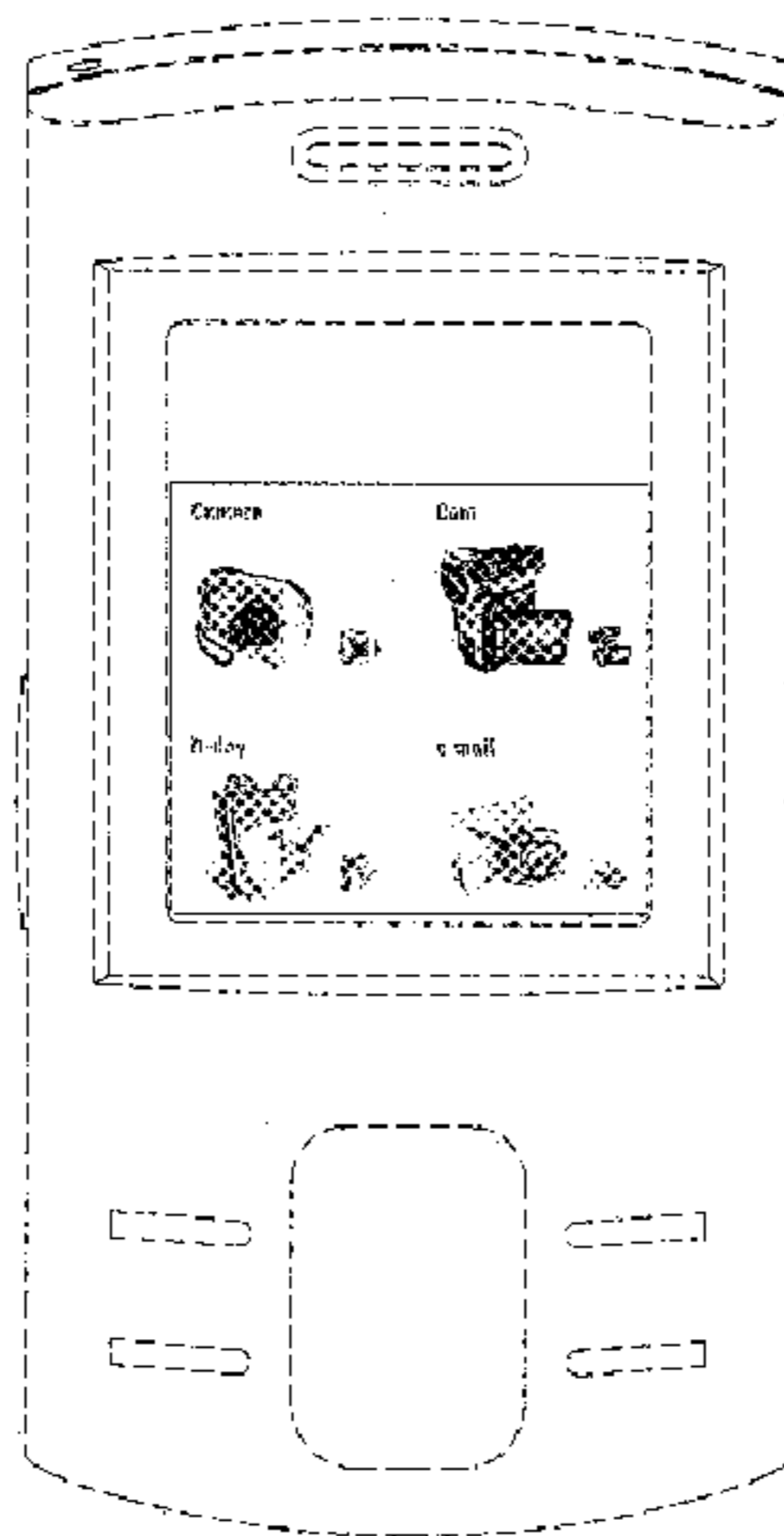


FIG. 1

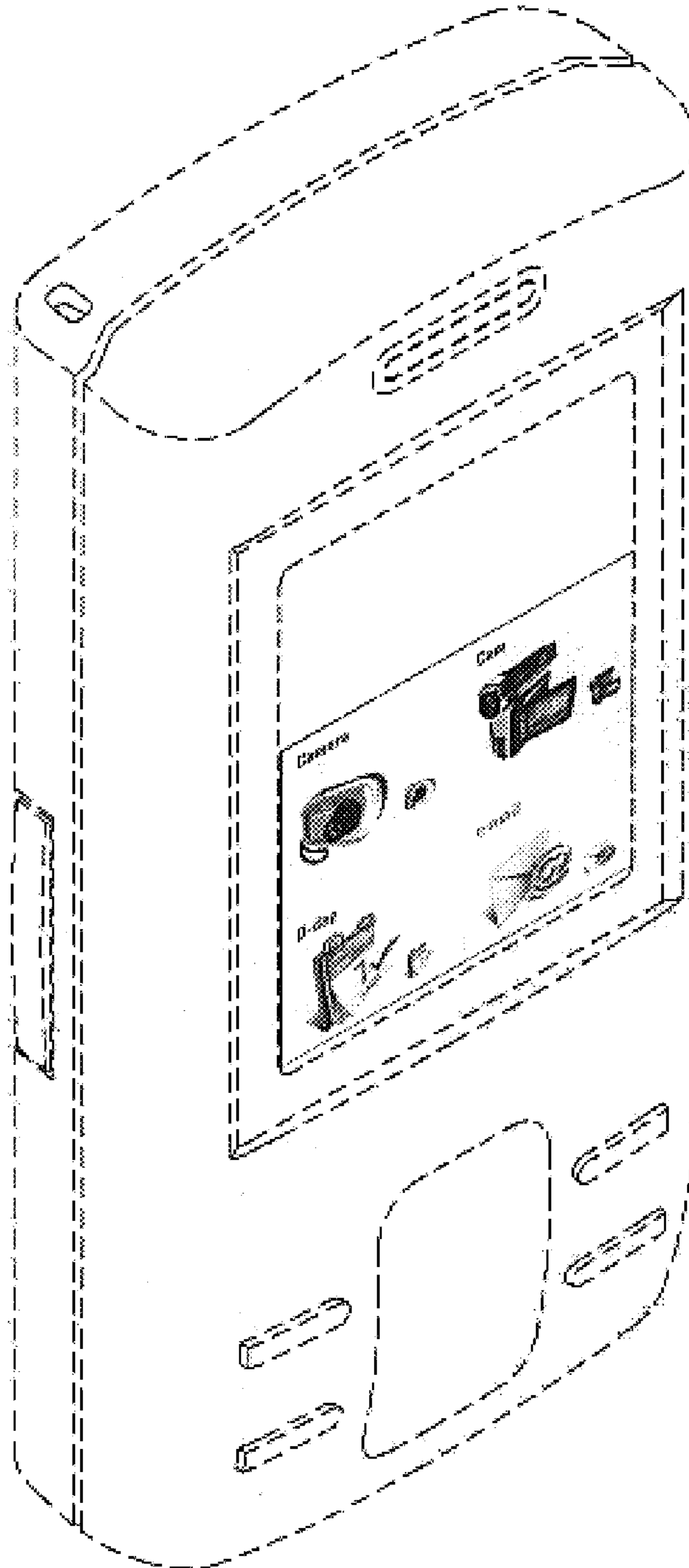


FIG.2

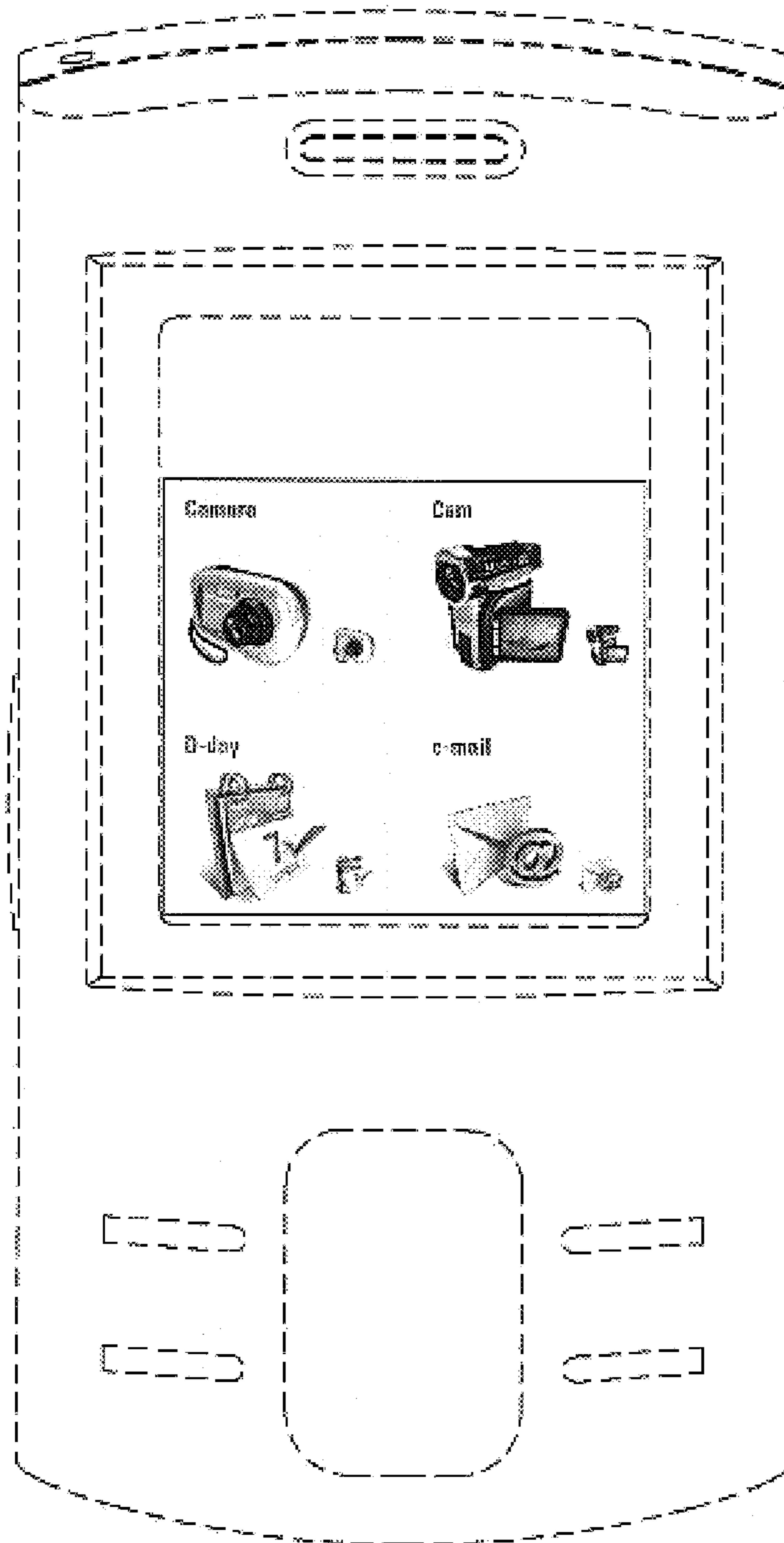


FIG.3




FIG.4

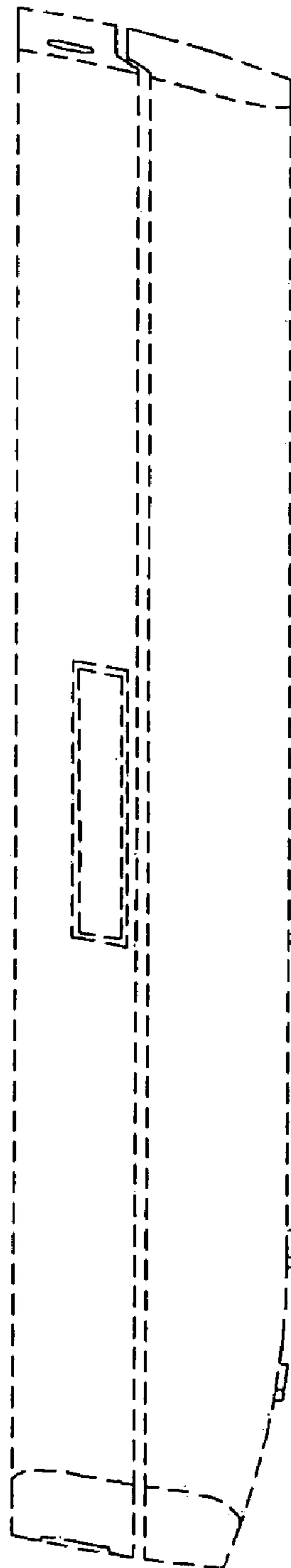


FIG.5

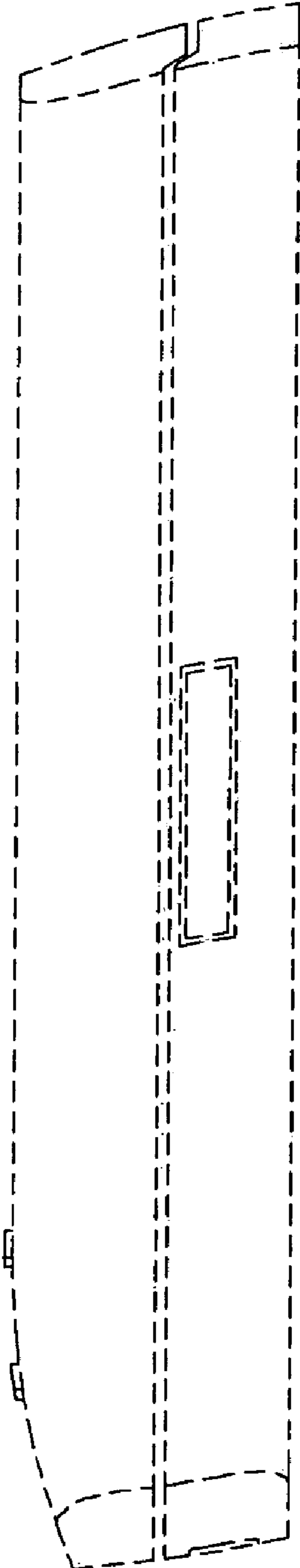


FIG.6

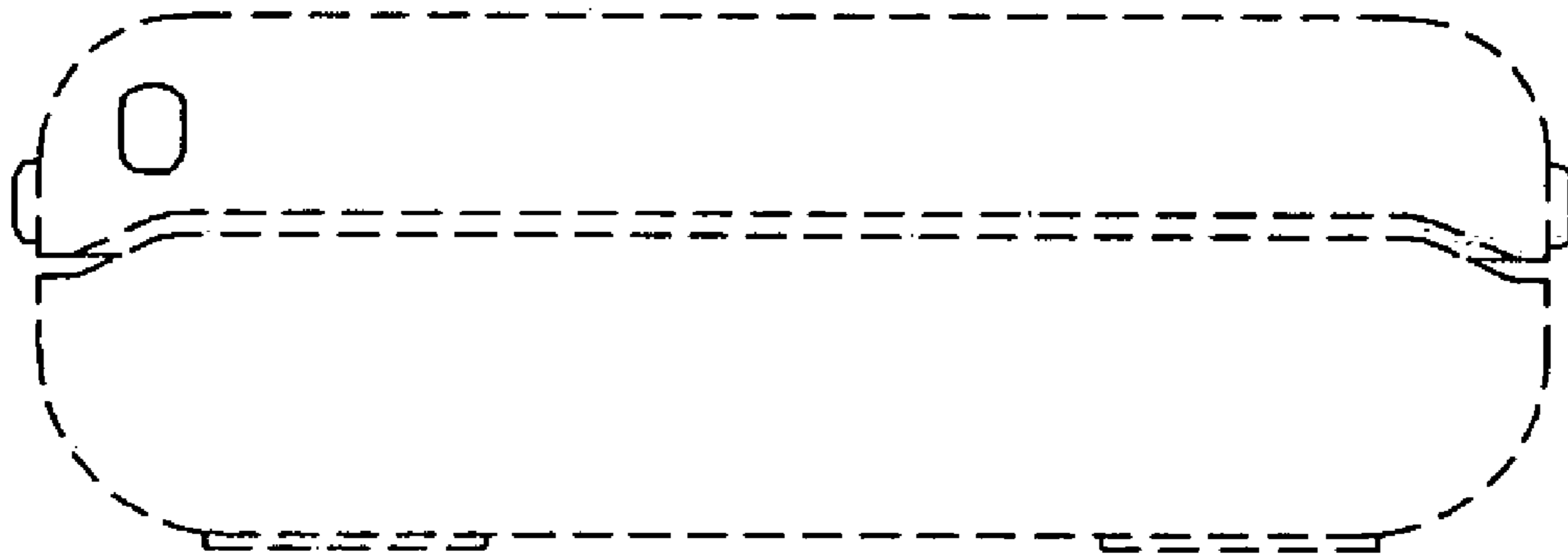


FIG. 7

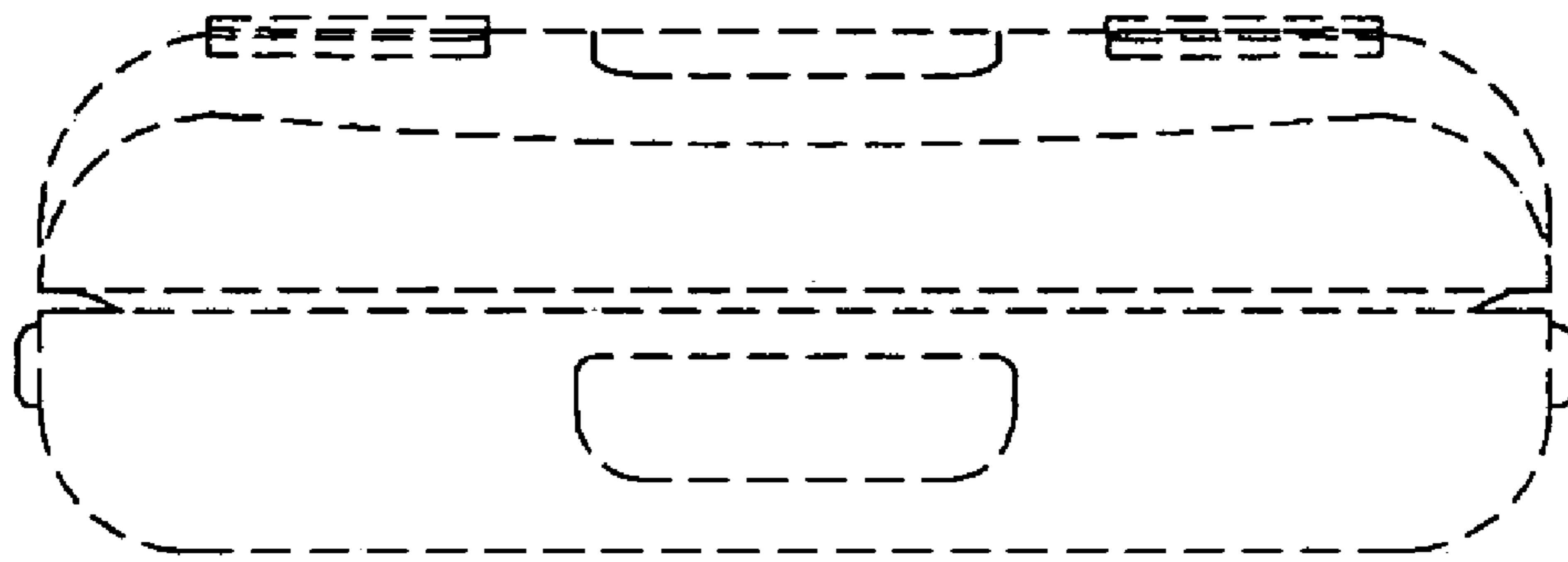




FIG. 8

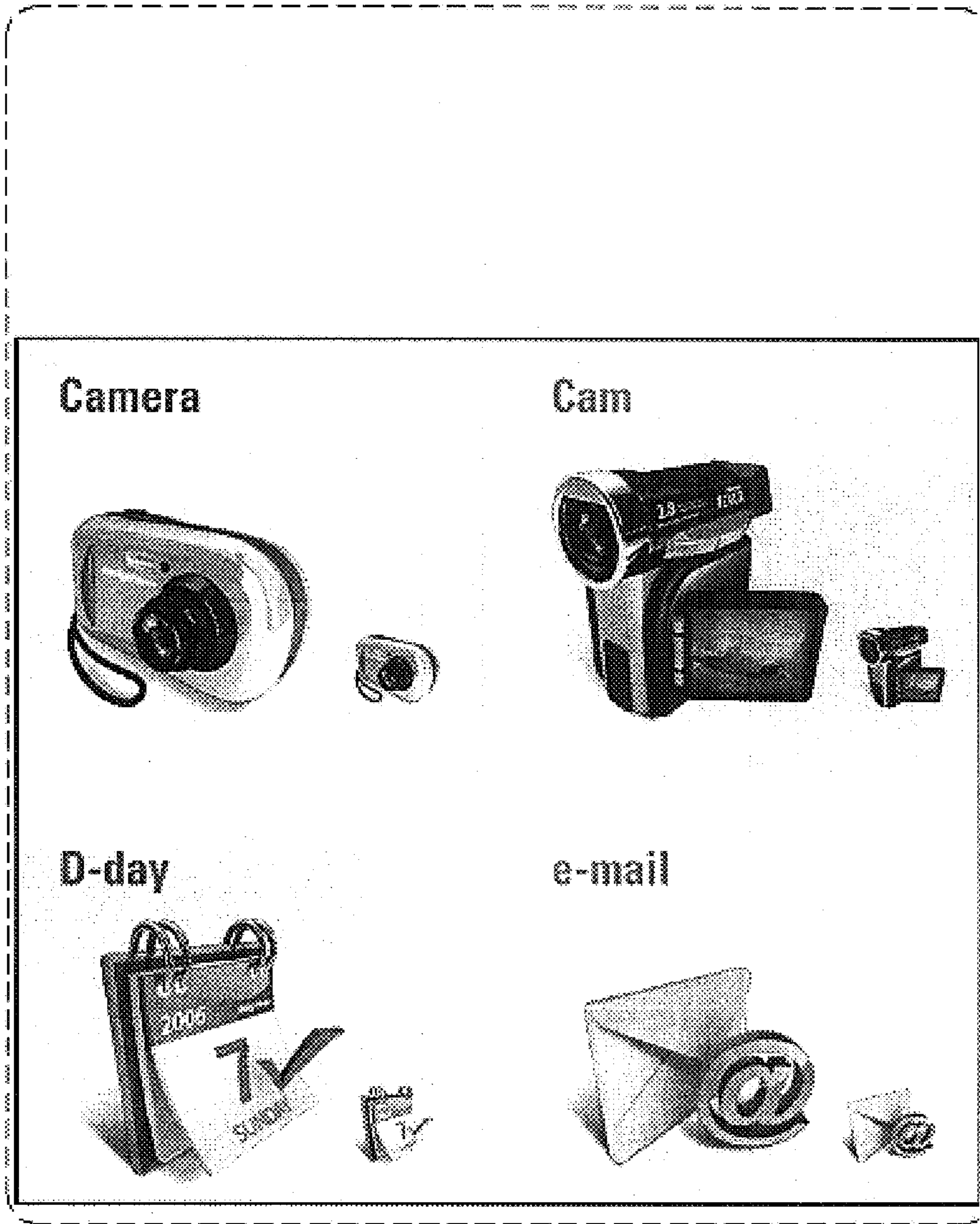


FIG.9




FIG. 10

