



US00D550685S

(12) **United States Design Patent** (10) **Patent No.:** **US D550,685 S**
Seo et al. (45) **Date of Patent:** **** Sep. 11, 2007**

(54) **GRAPHIC USER INTERFACE FOR A CELLULAR PHONE**

(75) Inventors: **Ae-Jung Seo**, Seoul (KR); **Jin-Young Noh**, Seoul (KR)

(73) Assignee: **Samsung Electronics Co., Ltd.**, Suwon-Si (KR)

(**) Term: **14 Years**

(21) Appl. No.: **29/265,721**

(22) Filed: **Sep. 8, 2006**

(30) **Foreign Application Priority Data**

Mar. 22, 2006 (KR) 30-2006-0010632

(51) **LOC (8) Cl.** **14-04**

(52) **U.S. Cl.** **D14/486; D14/488**

(58) **Field of Classification Search** D14/129, D14/485-95; D18/24-33; D19/6; D20/11; D21/324-33; 715/536, 700, 703, 715-23, 715/727-8, 731, 734, 737-9, 748, 752-3, 715/759, 763-5, 768, 774-6, 792, 808-15, 715/819-20, 821-823, 825, 828-30, 835-41, 715/843, 845-7, 864, 867, 963, 967, 973, 715/975-978; 345/902, 952

See application file for complete search history.

(56) **References Cited**

U.S. PATENT DOCUMENTS

D390,548 S * 2/1998 Maekawa et al. D14/488
D441,763 S * 5/2001 Kahn et al. D14/488
D445,428 S * 7/2001 Pattenden D14/488
6,335,736 B1 * 1/2002 Wagner et al. 715/716
6,392,964 B2 * 5/2002 Koyata et al. 369/30.04
D516,574 S * 3/2006 Ishida et al. D14/488
7,137,073 B2 * 11/2006 Kim et al. 715/828

2001/0000668 A1 * 5/2001 Bodnar 345/339
2002/0002453 A1 * 1/2002 Lazaridis et al. 704/9
2002/0052916 A1 * 5/2002 Kloba et al. 709/203
2005/0188331 A1 * 8/2005 Shimada et al. 715/816
2006/0020906 A1 * 1/2006 Plut 715/867
2006/0064638 A1 * 3/2006 Bocking 715/700
2006/0101350 A1 * 5/2006 Scott 715/779
2006/0112354 A1 * 5/2006 Park et al. 715/835

* cited by examiner

Primary Examiner—Alan P. Douglas

Assistant Examiner—Angela J. Lee

(74) *Attorney, Agent, or Firm*—Staas & Halsey LLP

(57) **CLAIM**

The ornamental design for a graphic user interface for a cellular phone, as shown and described.

DESCRIPTION

FIG. 1 is a perspective view of a graphic user interface for a cellular phone according to our new design;

FIG. 2 is a front elevational view thereof;

FIG. 3 is a rear elevational view thereof;

FIG. 4 is a left side elevational view thereof;

FIG. 5 is a right side elevational view thereof;

FIG. 6 is a top plan view thereof;

FIG. 7 is a bottom plan view thereof; and,

FIG. 8 is an enlarged view of a Graphic User Interface for a Cellular Phone.

The surface(s) or portion(s) of the article not shown in the drawing or described in the specification form(s) no part of the claimed design. The broken line in the drawing is for illustrative purpose only and forms no part of the claimed design.

1 Claim, 8 Drawing Sheets

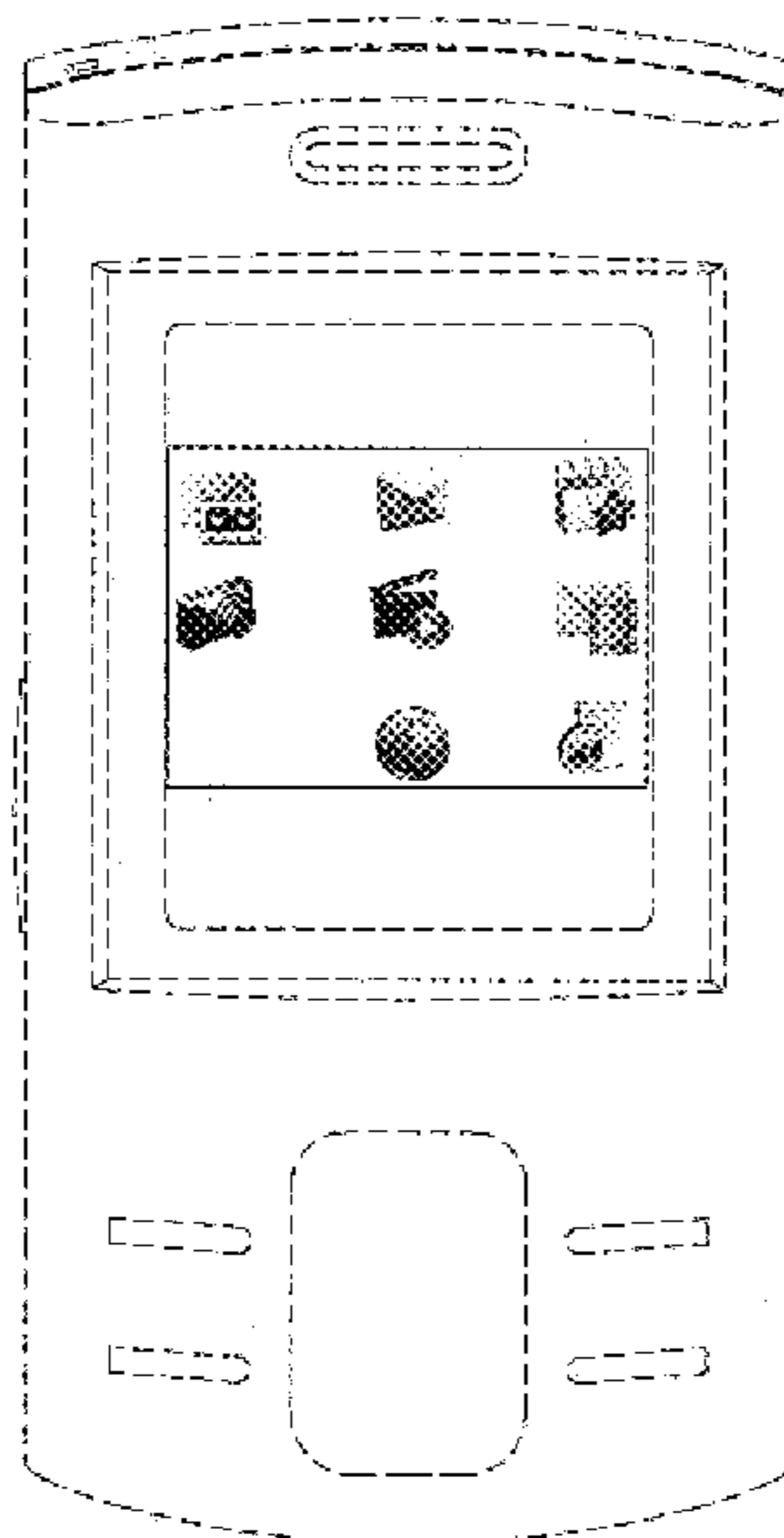


FIG. 1

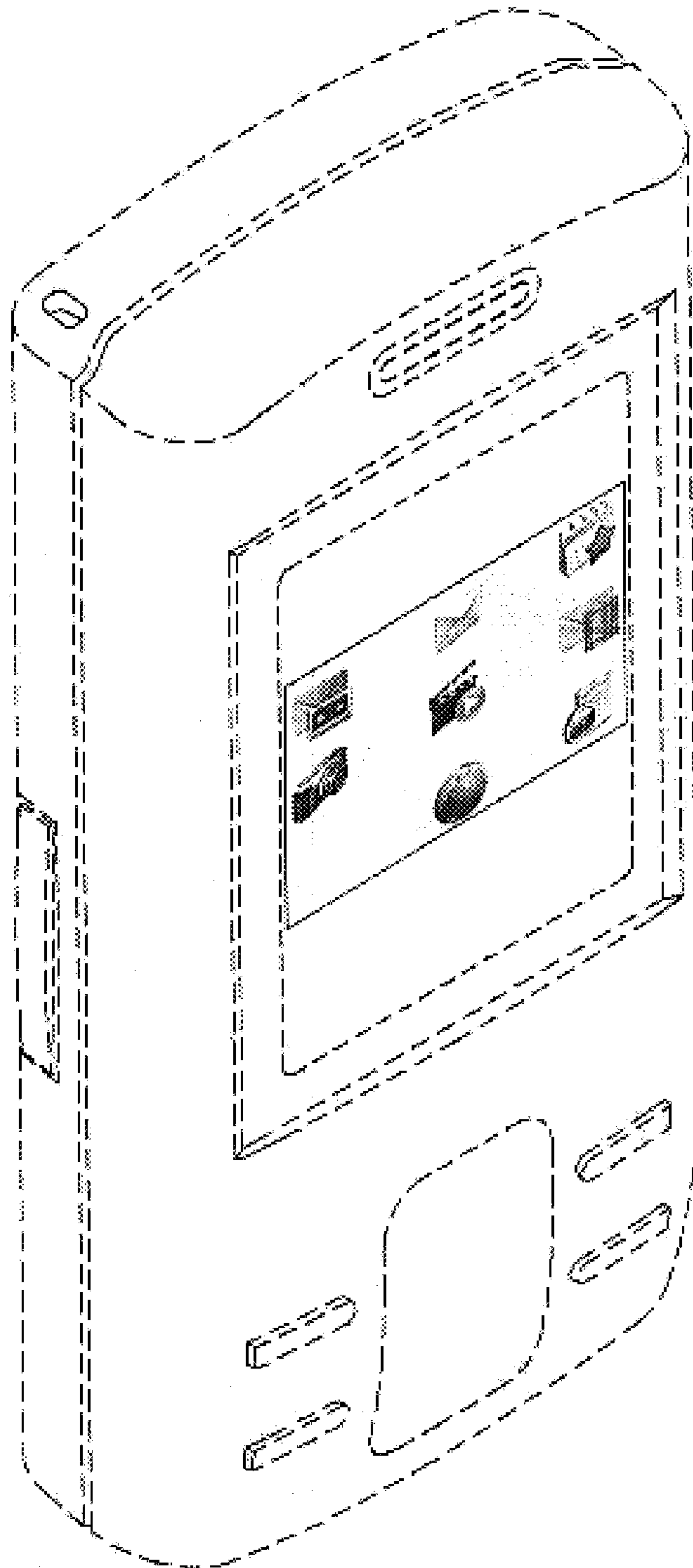


FIG. 2

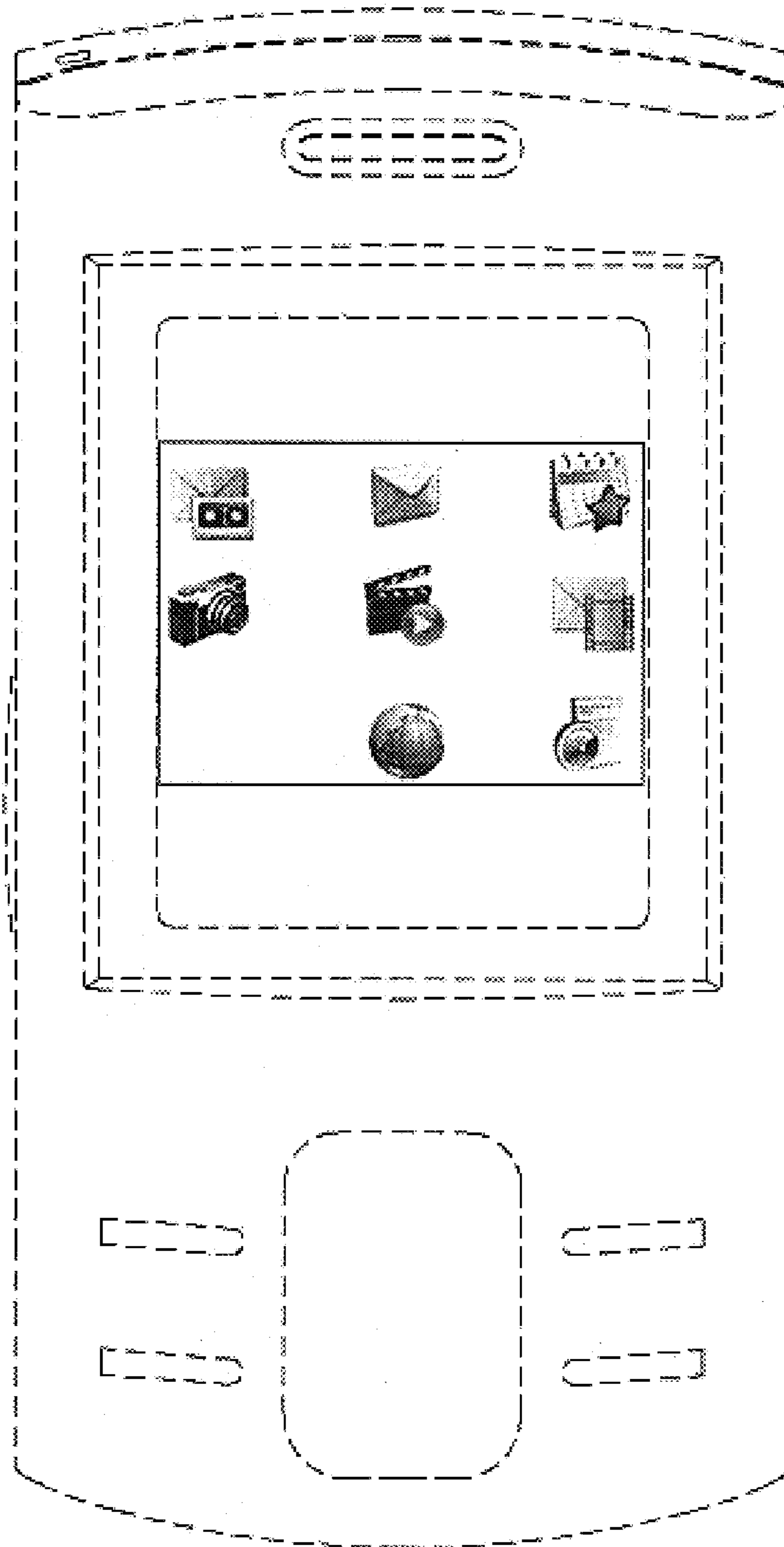


FIG.3




FIG.4

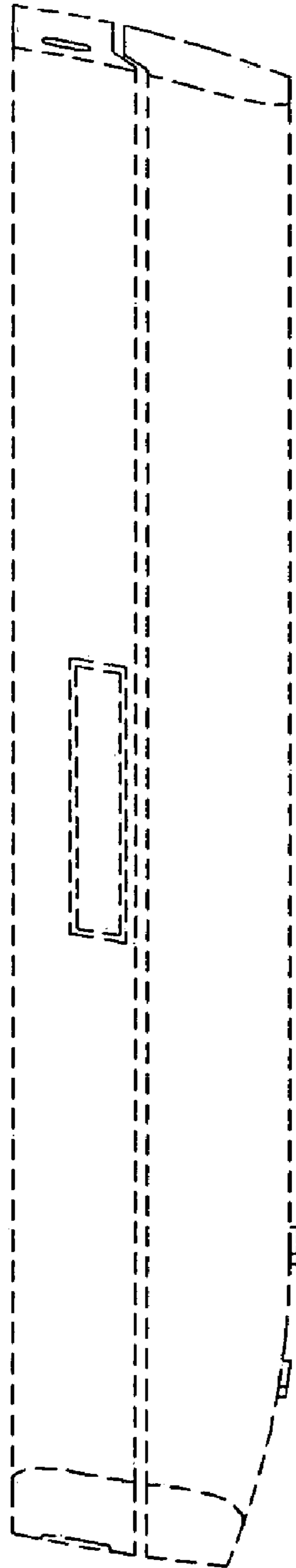


FIG.5

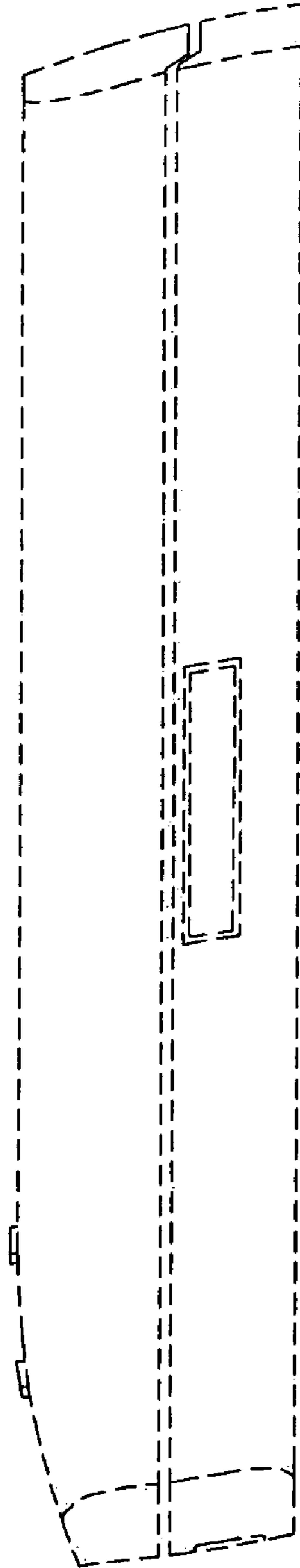


FIG. 6

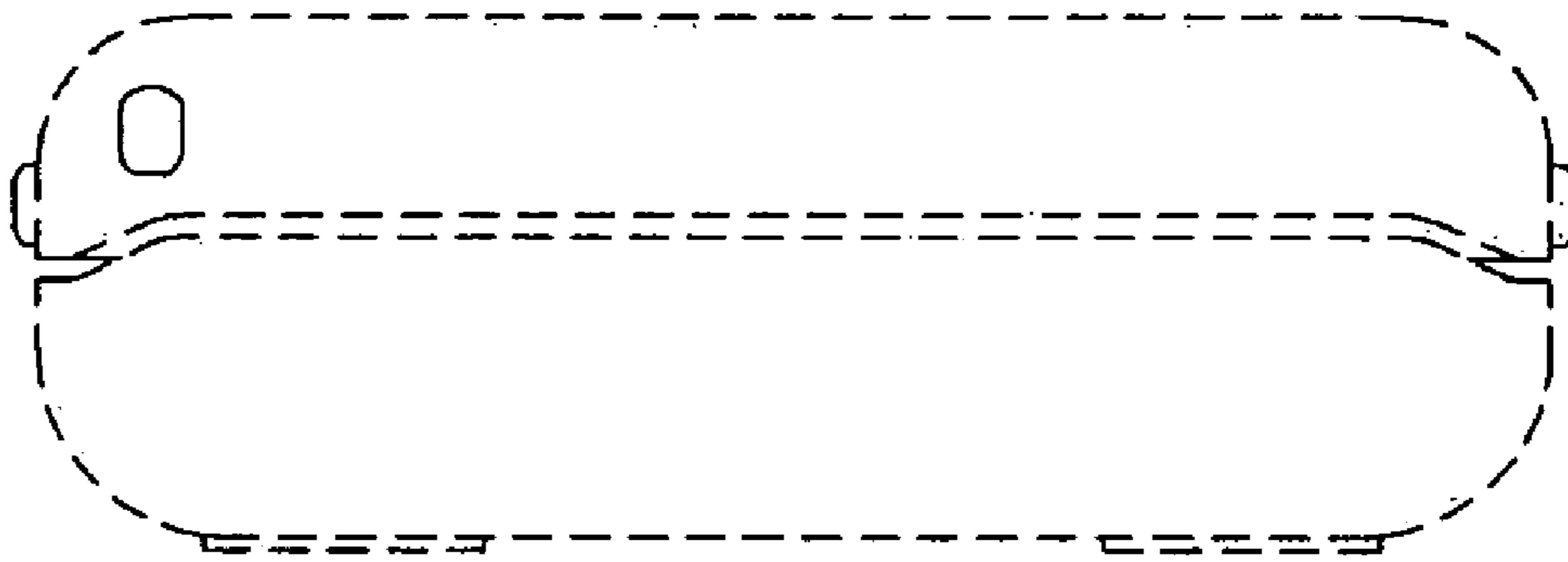


FIG. 7

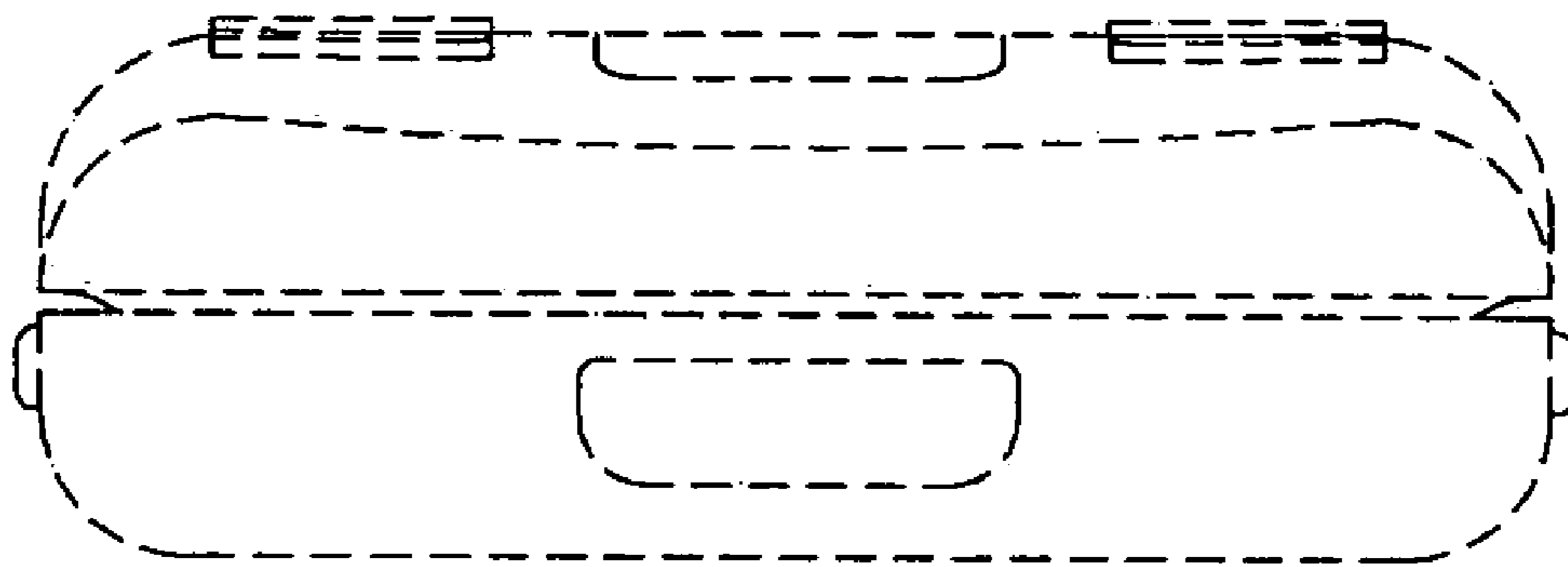


FIG.8

