



US00D550677S

(12) **United States Design Patent**
O'Neil

(10) **Patent No.:** **US D550,677 S**

(45) **Date of Patent:** **** Sep. 11, 2007**

(54) **PORTION OF A KEYBOARD**

(75) Inventor: **Daniel G. O'Neil**, Seattle, WA (US)

(73) Assignee: **Microsoft Corporation**, Redmond, WA (US)

(**) Term: **14 Years**

(21) Appl. No.: **29/248,654**

(22) Filed: **Aug. 25, 2006**

(51) **LOC (8) Cl.** **14-02**

(52) **U.S. Cl.** **D14/455**

(58) **Field of Classification Search** D14/137-8,
D14/140, 148, 150, 218, 244.247, 320, 331,
D14/333, 338, 341, 346-7, 383, 388, 390-9,
D14/406, 429, 432, 454-457, 460; D13/168;
D18/1, 2, 12.2, 52; 178/17 A, 17 C; 235/145 A,
235/145 R, 146; 341/22, 23, 28; 345/168-9,
345/171; 400/109-111, 485-9, 472, 496;
455/186.2, 556.2, 575.1

See application file for complete search history.

(56) **References Cited**

U.S. PATENT DOCUMENTS

D284,192 S *	6/1986	Lindhe	D14/398
D365,334 S *	12/1995	Peart	D14/422
D373,575 S *	9/1996	Fornes et al.	D14/396
D404,392 S *	1/1999	Inbal et al.	D14/392
D407,700 S *	4/1999	Fan	D14/398
D409,995 S *	5/1999	Calabrese	D14/392
D414,479 S *	9/1999	Oberhofer et al.	D14/396
D438,207 S *	2/2001	Baker	D14/392

D517,069 S *	3/2006	Chou	D14/392
D518,052 S *	3/2006	Jung et al.	D14/392
D523,012 S *	6/2006	O'Neil et al.	D14/396
D523,433 S *	6/2006	O'Neil et al.	D14/396
2006/0250367 A1 *	11/2006	Tabasso et al.	345/168
2006/0284846 A1 *	12/2006	Pate et al.	345/168

* cited by examiner

Primary Examiner—Alan P. Douglas

Assistant Examiner—Angela J. Lee

(74) *Attorney, Agent, or Firm*—Banner & Witcoff, Ltd

(57) **CLAIM**

The ornamental design for a portion of a keyboard, as shown and described.

DESCRIPTION

FIG. 1 is a front perspective view of a keyboard showing our new design;

FIG. 2 is a top view thereof;

FIG. 3 is a left side view thereof;

FIG. 4 is a right side view thereof;

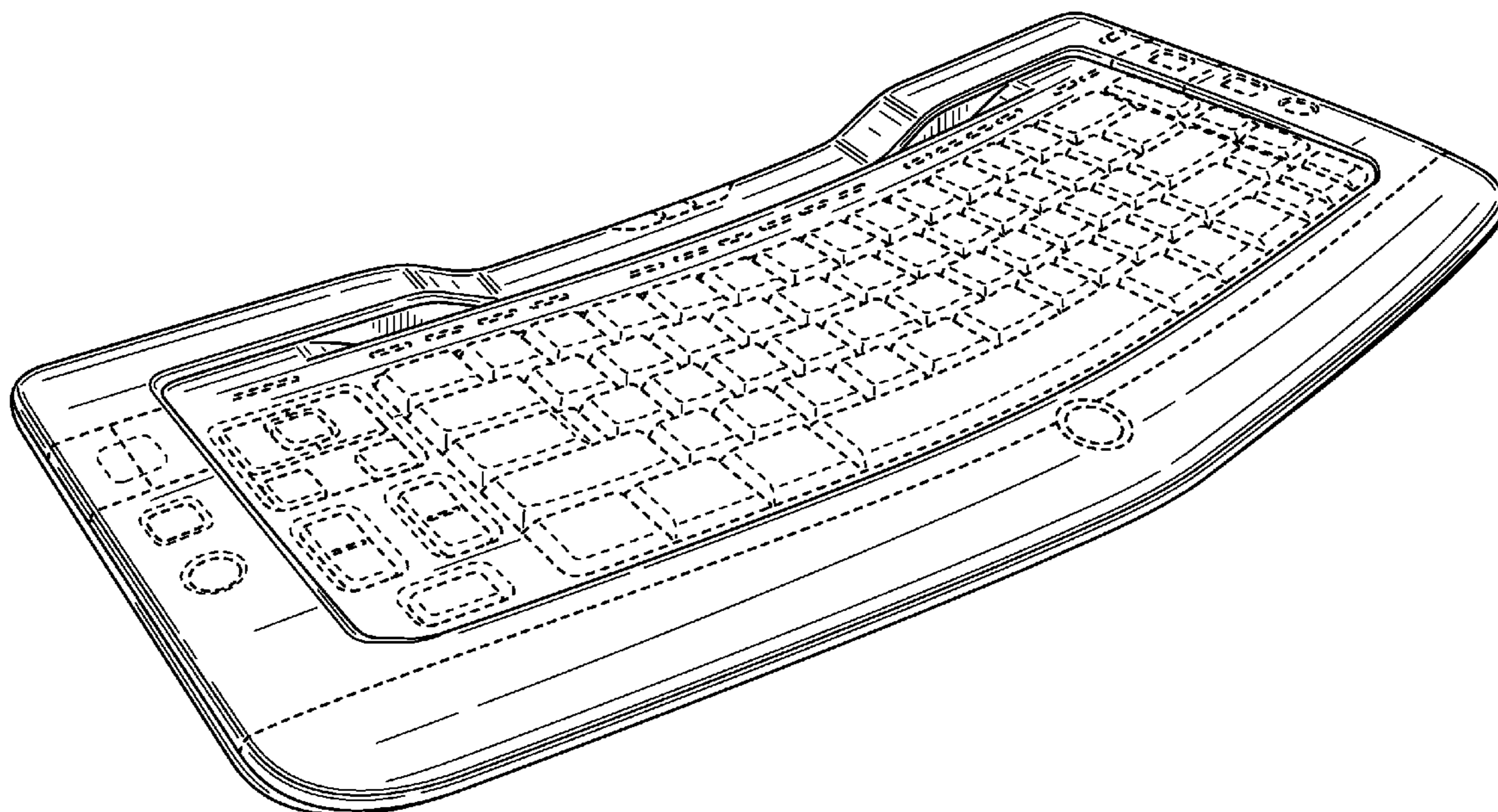
FIG. 5 is a front view thereof;

FIG. 6 is a rear view thereof; and,

FIG. 7 is a bottom view thereof.

The broken line showing of various regions in the Figures, the unshaded areas therein and the remainder of the keyboard is for illustrative purposes only and forms no part of the claimed design.

1 Claim, 4 Drawing Sheets



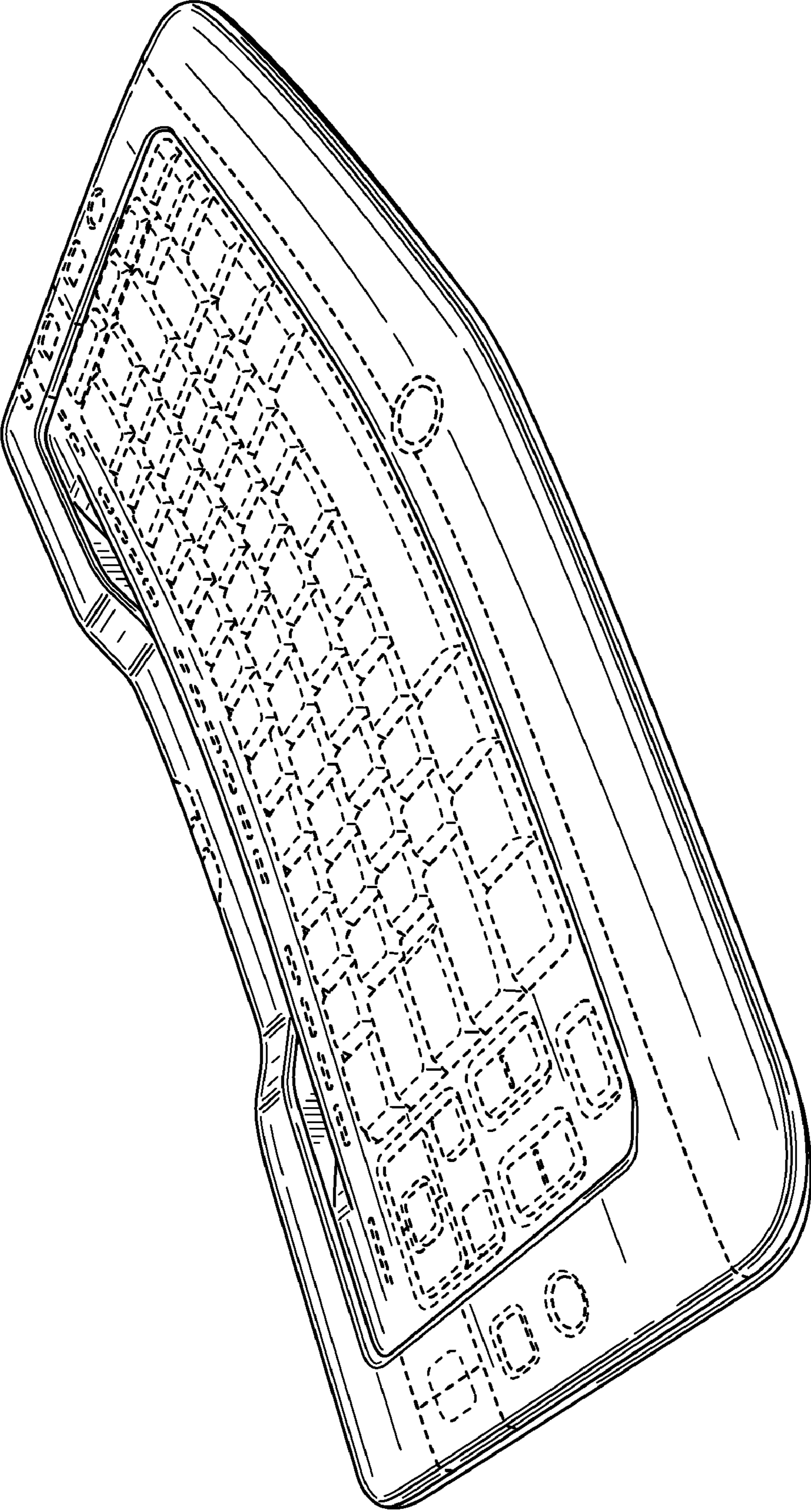


FIG. 1

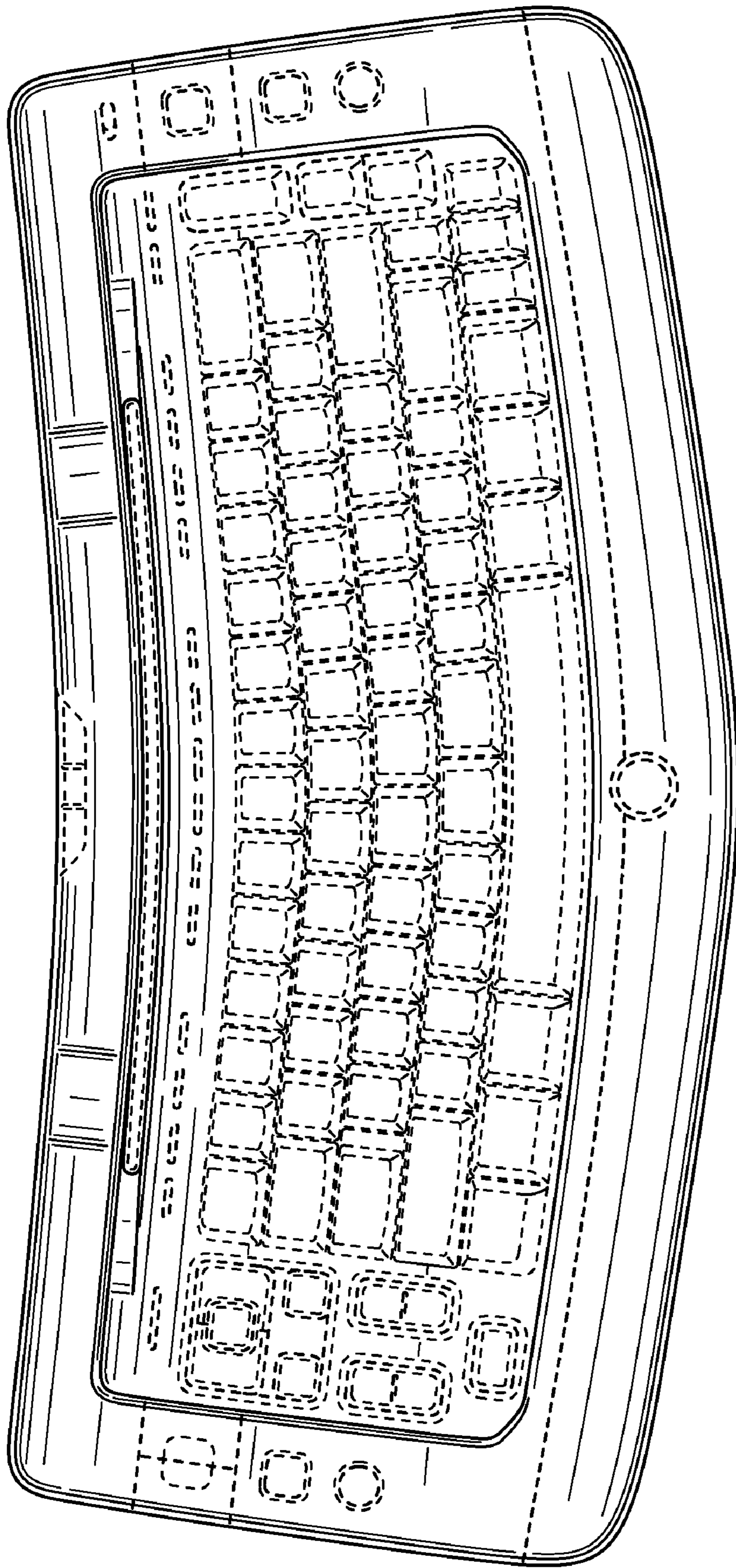


FIG. 2



FIG. 3



FIG. 4



FIG. 5



FIG. 6

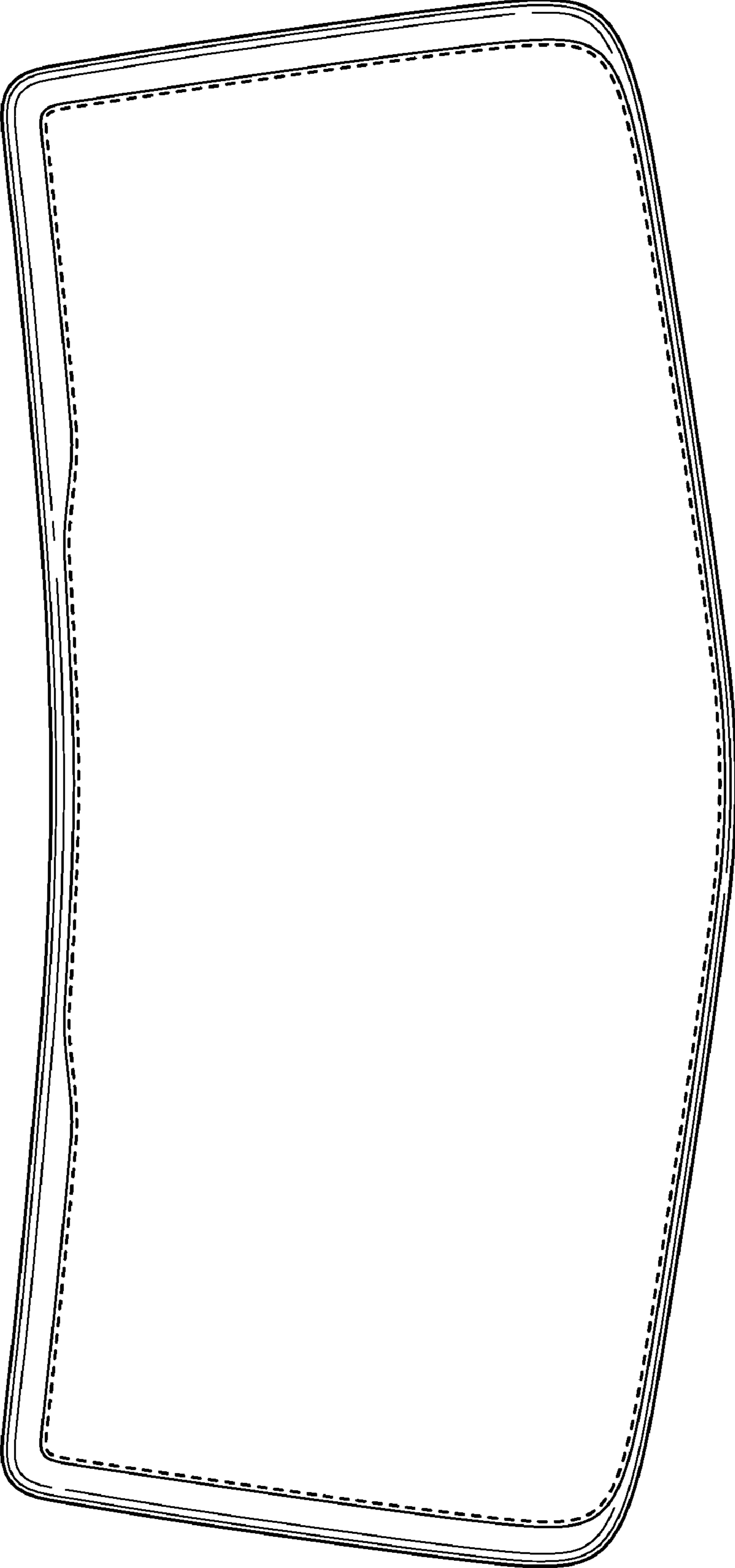


FIG. 7