



US00D550672S

(12) **United States Design Patent**
Shigeno et al.

(10) **Patent No.: US D550,672 S**

(45) **Date of Patent: ** Sep. 11, 2007**

(54) **COMPUTER MOUSE**

(75) Inventors: **Yasuhiro Shigeno**, Hyogo (JP); **Naoya Takehara**, Osaka (JP); **Keiji Mine**, Osaka (JP); **Hiroshi Nakagawa**, Kyoto (JP); **Kousuke Sasada**, Osaka (JP)

(73) Assignee: **Hosiden Corporation**, Osaka (JP)

(**) Term: **14 Years**

(21) Appl. No.: **29/241,970**

(22) Filed: **Nov. 3, 2005**

(51) **LOC (8) Cl. 14-02**

(52) **U.S. Cl. D14/407**

(58) **Field of Classification Search** D14/402-410,
D14/117; 235/472.01; 345/156-167; 365/49;
463/36-38; 200/5 A, 5 R, 6 A, 6 R; 273/148 B
See application file for complete search history.

(56) **References Cited**

U.S. PATENT DOCUMENTS

D284,284 S *	6/1986	Manock et al.	D14/407
D301,142 S *	5/1989	Chu	D14/407
D305,331 S *	1/1990	Esslinger	D14/407
D332,093 S *	12/1992	Yang	D14/417
D340,923 S *	11/1993	Tso	D14/407

D380,463 S *	7/1997	Wu	D14/407
D460,071 S *	7/2002	Sheehan et al.	D14/402
6,636,198 B1 *	10/2003	Gross et al.	345/157
D484,882 S *	1/2004	Wu	D14/407

* cited by examiner

Primary Examiner—Pamela J. Burgess

(74) *Attorney, Agent, or Firm*—Akin Gump Strauss Hauer & Feld LLP

(57) **CLAIM**

The ornamental design for a computer mouse, as shown and described.

DESCRIPTION

FIG. 1 is a top perspective view of a computer mouse showing my new design;

FIG. 2 is a front view thereof;

FIG. 3 is a rear view thereof;

FIG. 4 is a top view thereof;

FIG. 5 is a right side view thereof;

FIG. 6 is a left side view thereof; and,

FIG. 7 is a bottom perspective view thereof.

1 Claim, 4 Drawing Sheets




Fig. 1

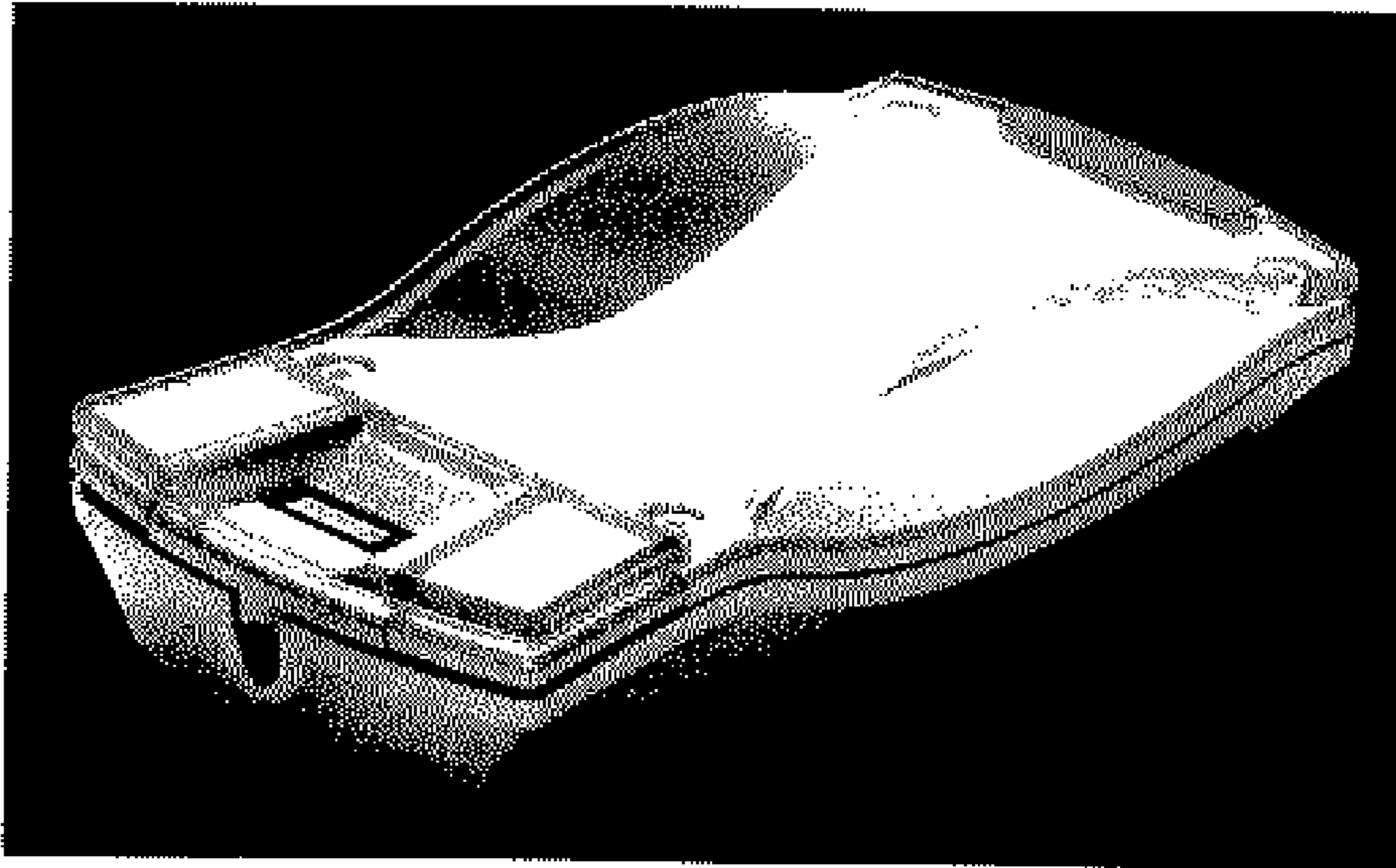


Fig. 2




Fig. 3




Fig. 4




Fig. 5




Fig. 6




Fig. 7

