



US00D550670S

(12) **United States Design Patent** (10) **Patent No.:** **US D550,670 S**
Noviello et al. (45) **Date of Patent:** **** Sep. 11, 2007**

(54) **TRADING KEYBOARD**

D503,712 S 4/2005 Lutnick et al.
D503,713 S 4/2005 Lutnick et al.
D503,935 S 4/2005 Lutnick et al.
D504,131 S 4/2005 Lutnick et al.

(75) Inventors: **Joseph Noviello**, New York, NY (US);
Deborah J. Nakamura, London (GB)

(73) Assignee: **eSpeed, Inc.**, New York, NY (US)

(**) Term: **14 Years**

(21) Appl. No.: **29/224,910**

(22) Filed: **Mar. 8, 2005**

(51) **LOC (8) Cl.** **14-02**

(52) **U.S. Cl.** **D14/396**

(58) **Field of Classification Search** D14/391-394,
D14/396-398, 399; D18/1, 2, 7; 200/5 A,
200/5 R, 6 A, 6 R; 235/145 A, 145 R; 345/160,
345/168; 341/22, 23; 400/484-486, 488,
400/489, 492; 178/17 A, 17 C

See application file for complete search history.

OTHER PUBLICATIONS

Photographs of a Cantor Fitzgerald trading keyboard (Mar. 7, 2004).
Photographs of a BrokerTec USA, LLC trading keyboard (Mar. 7, 2004).

Photographs of a first eSpeed, Inc. trading keyboard (Mar. 7, 2004).
Photographs of a second eSpeed, Inc. trading keyboard (Mar. 7, 2004).

* cited by examiner

Primary Examiner—Freda S. Nunn

(74) *Attorney, Agent, or Firm*—Antonio Papageorgiou;
Cantor Fitzgerald, L.P. Innovation Division

(57) **CLAIM**

The ornamental design for a trading keyboard, as shown and described.

(56) **References Cited**

U.S. PATENT DOCUMENTS

3,541,526 A	11/1970	Levy et al.	
D225,858 S	1/1973	Kline	
D308,693 S	6/1990	Sakaguchi et al.	
D327,057 S	6/1992	Gosch	
D335,660 S	5/1993	Busch	
D347,629 S *	6/1994	Hermann	D14/396
5,367,298 A	11/1994	Axthelm	
5,905,974 A	5/1999	Fraser et al.	
D491,944 S	6/2004	Lutnick et al.	
D496,663 S	9/2004	Lutnick et al.	
D497,912 S	11/2004	Lutnick et al.	
D498,476 S	11/2004	Lutnick et al.	
6,850,907 B2	2/2005	Lutnick et al.	
D502,467 S	3/2005	Lutnick et al.	

DESCRIPTION

FIG. 1 is a top view thereof;

FIG. 2 is a front view thereof;

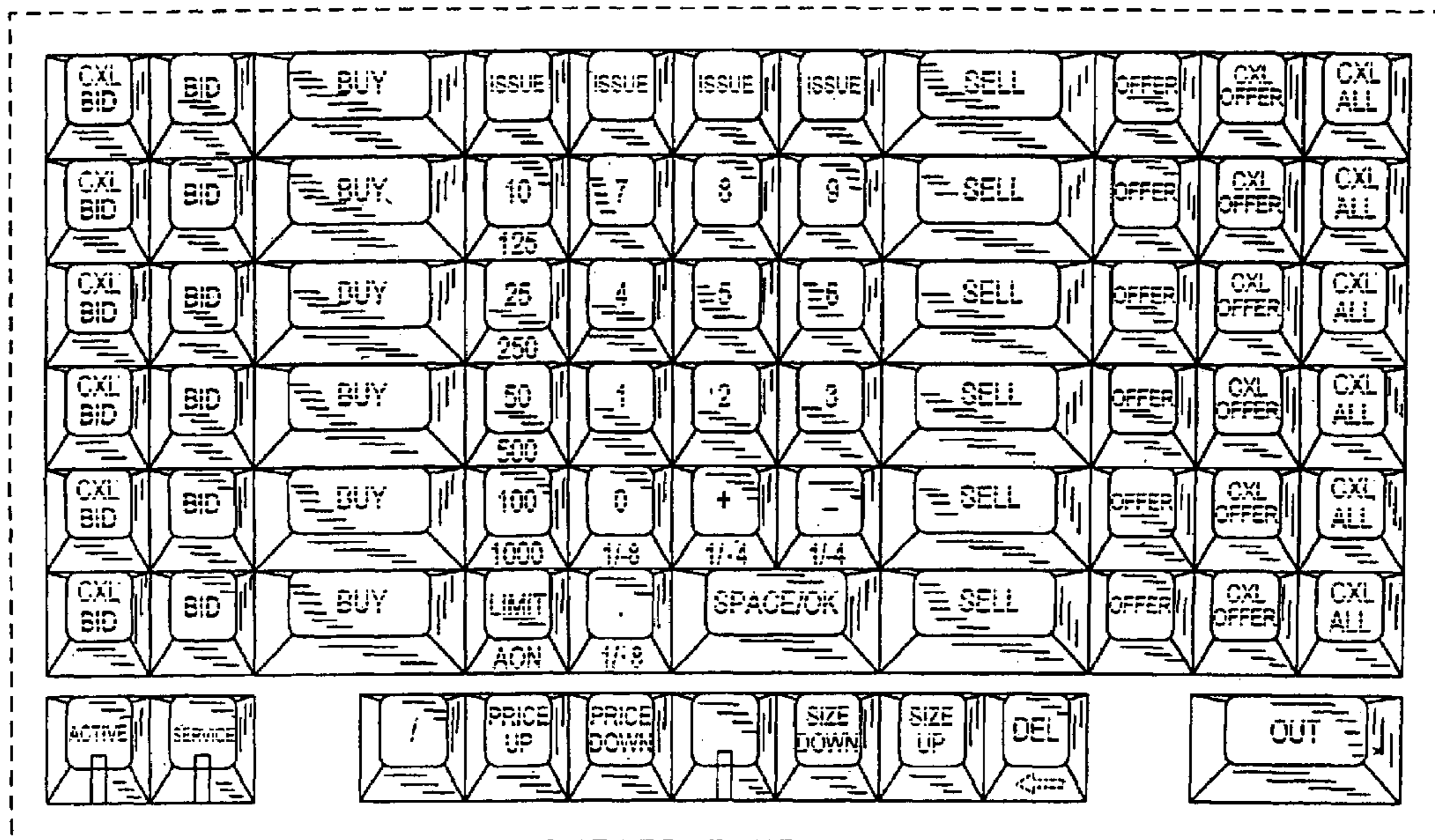
FIG. 3 is a left side thereof;

FIG. 4 is a right side thereof; and,

FIG. 5 is a rear view thereof.

The design has a flat bottom that is unornamented and a view thereof is omitted from the specification. The subject matter shown in broken line represents unclaimed environmental structure which is shown for illustrative purposes and forms no part of the claimed design.

1 Claim, 3 Drawing Sheets



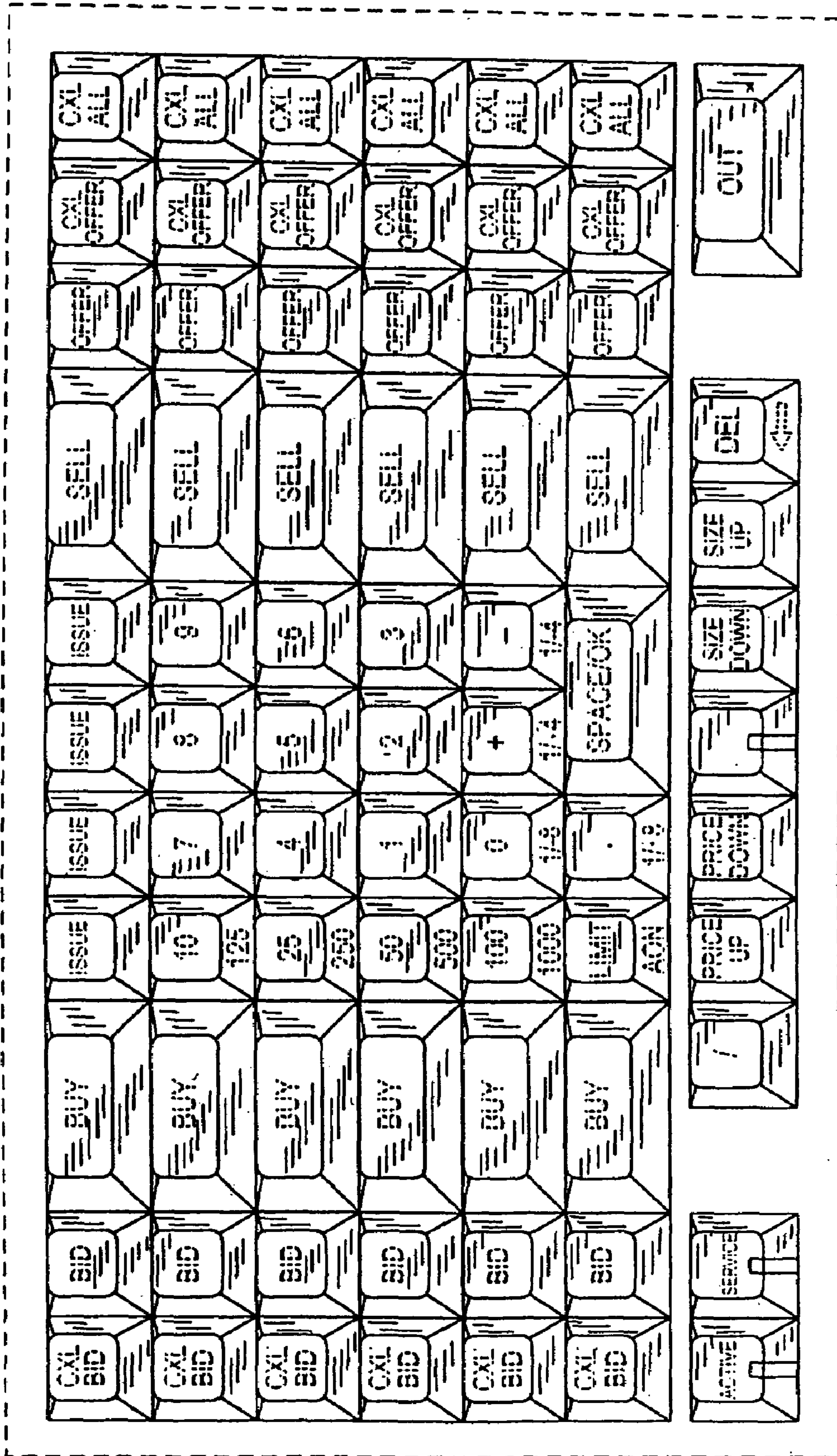


FIG. 1

FIG. 2

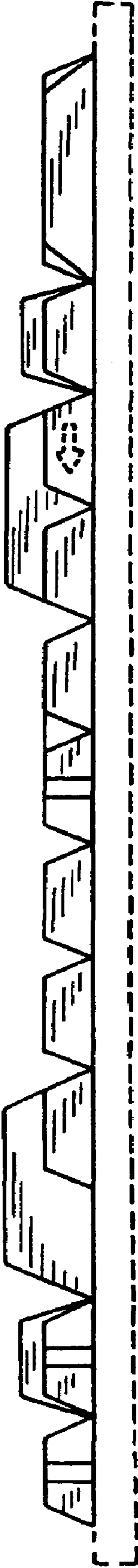


FIG. 3



FIG. 4

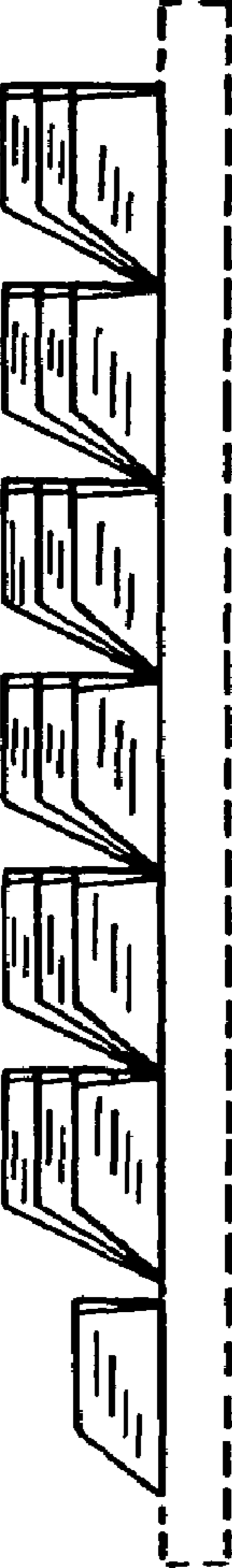


FIG. 5

