



US00D550666S

(12) **United States Design Patent**
Park et al.

(10) **Patent No.:** **US D550,666 S**

(45) **Date of Patent:** **** Sep. 11, 2007**

(54) **LCD MONITOR**

(75) Inventors: **Sea La Park**, Seoul (KR); **Eunji Lee**,
Seoul (KR)

(73) Assignee: **LG Electronics Inc.**, Seoul (KR)

(**) Term: **14 Years**

(21) Appl. No.: **29/259,318**

(22) Filed: **May 8, 2006**

(30) **Foreign Application Priority Data**

Feb. 24, 2006 (KR) 30-2006-0007128

(51) **LOC (8) Cl.** **14-02**

(52) **U.S. Cl.** **D14/375**

(58) **Field of Classification Search** D14/371-375,
D14/125-129; 361/680-686, 690-696; 345/104,
345/156, 168, 173, 87; 348/180, 184, 325,
348/739; 349/1, 2, 11, 62; 341/12; 248/917-924,
248/123.11

See application file for complete search history.

(56) **References Cited**

U.S. PATENT DOCUMENTS

D412,892 S * 8/1999 Lee D14/375
D414,471 S * 9/1999 Poole et al. D14/375

D416,006 S * 11/1999 Park D14/374
D440,968 S * 4/2001 Chang et al. D14/375
D456,405 S * 4/2002 Neal et al. D14/374
D458,257 S * 6/2002 Rosen et al. D14/375
D518,824 S * 4/2006 Jung et al. D14/375

* cited by examiner

Primary Examiner—Freda S. Nunn

(74) *Attorney, Agent, or Firm*—Birch, Stewart, Kolasch &
Birch, LLP

(57) **CLAIM**

The ornamental design for a LCD monitor, as shown and
described.

DESCRIPTION

FIG. 1 is a perspective view of the LCD monitor showing
our new design;

FIG. 2 is a front view thereof;

FIG. 3 is a rear view thereof;

FIG. 4 is a left side view thereof, the right side view being
a mirror image thereof;

FIG. 5 is a top view thereof; and,

FIG. 6 is a bottom view thereof.

1 Claim, 5 Drawing Sheets

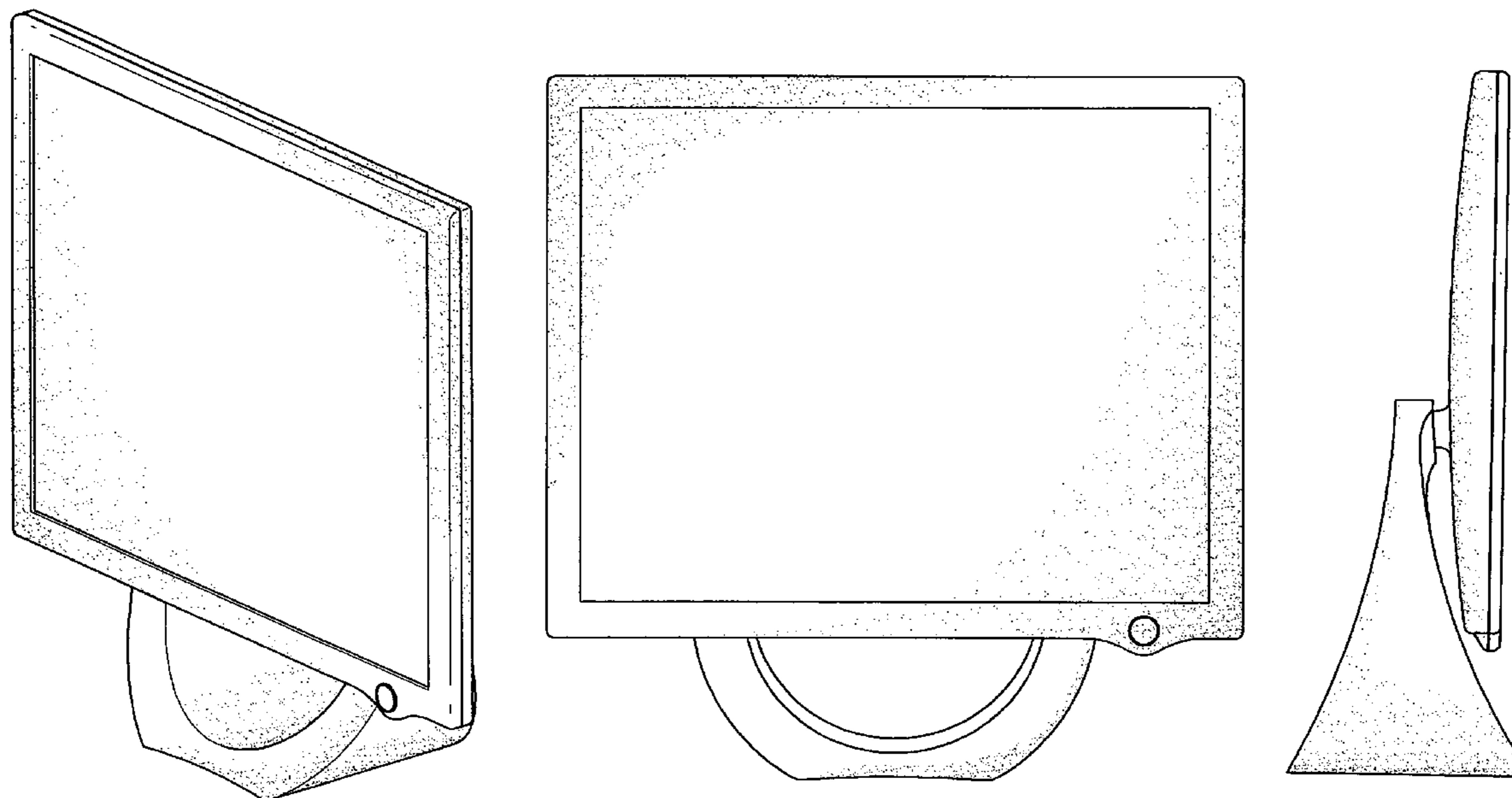


FIG. 1

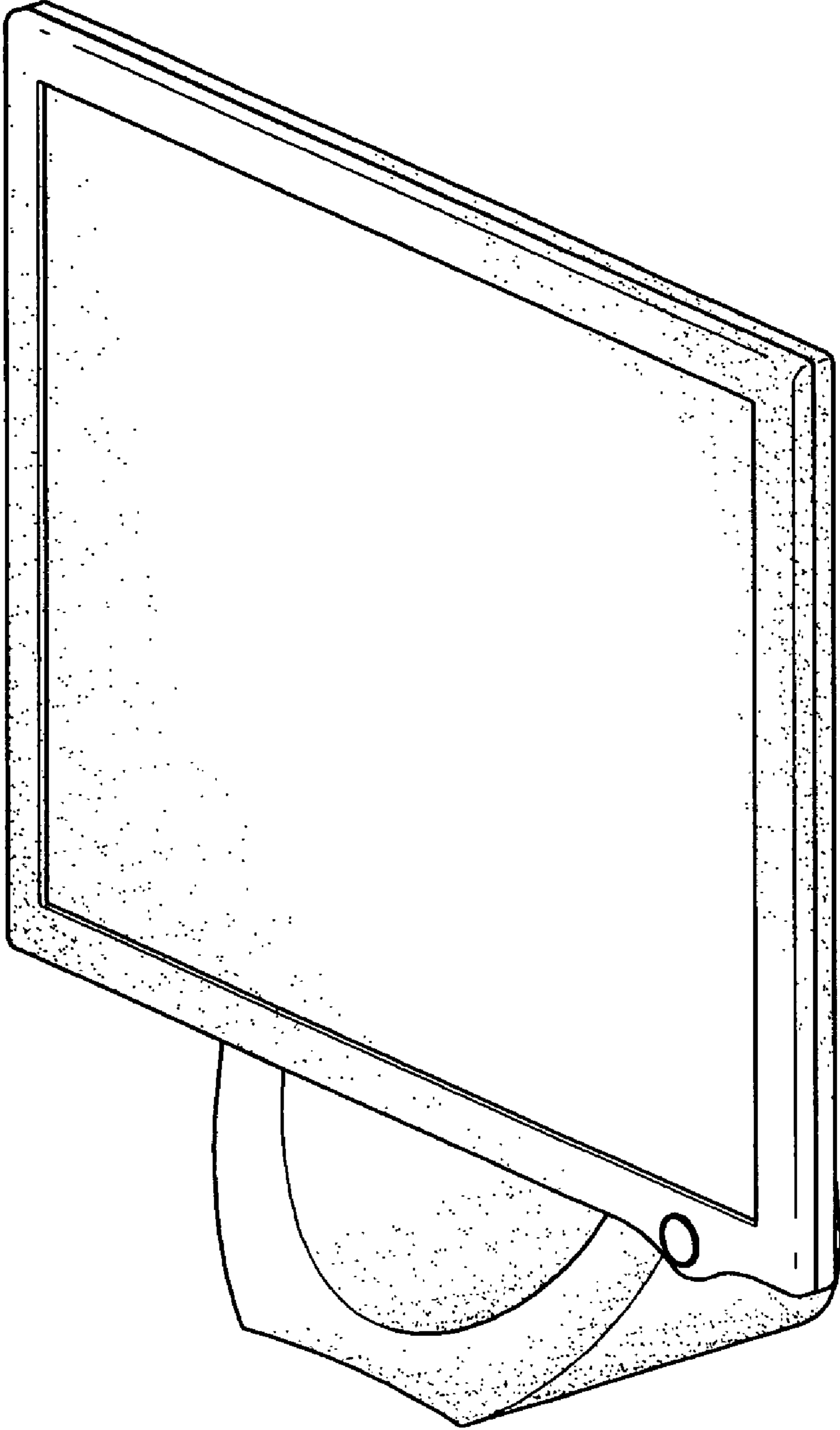


FIG. 2




FIG. 3

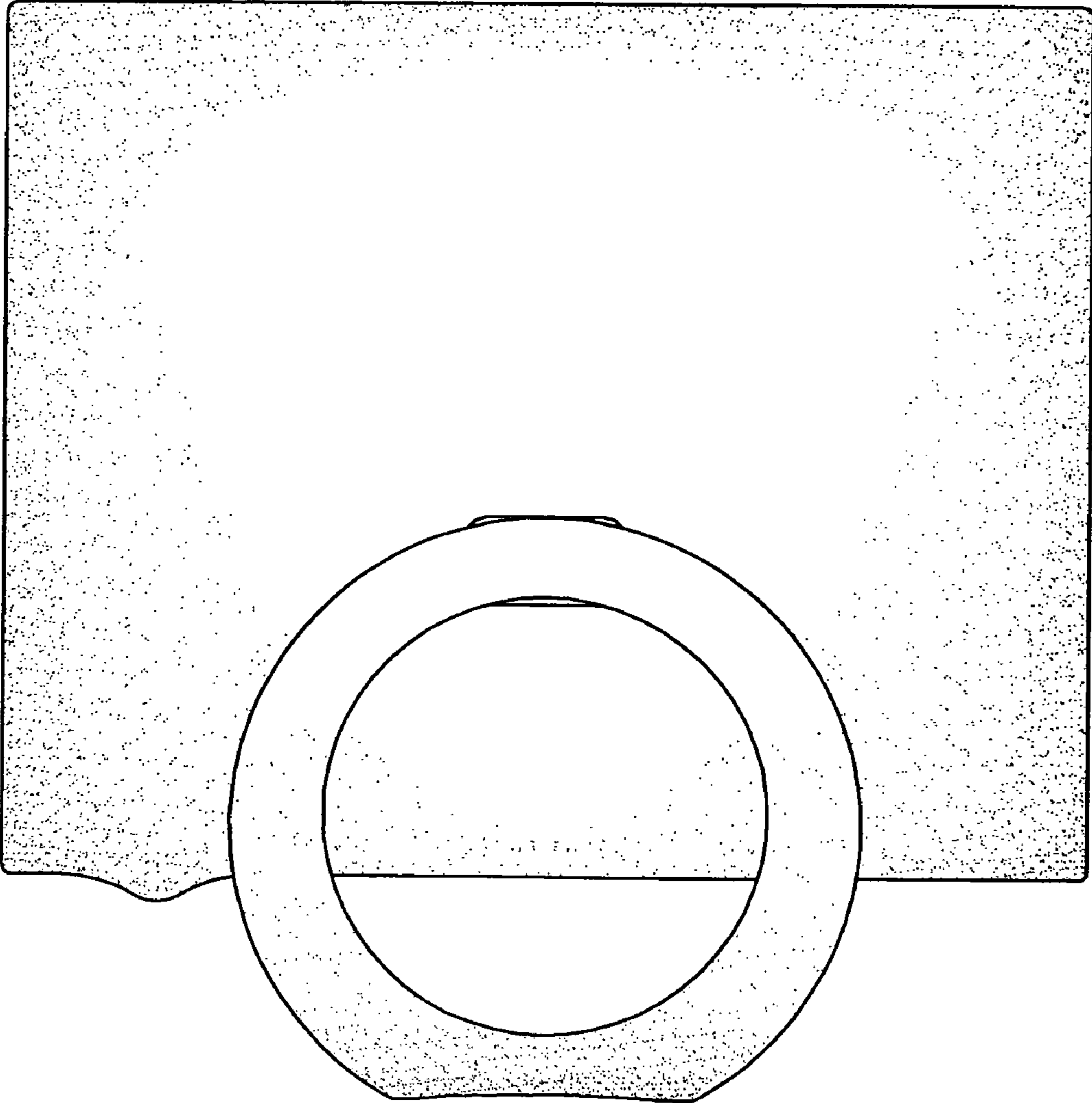


FIG. 4

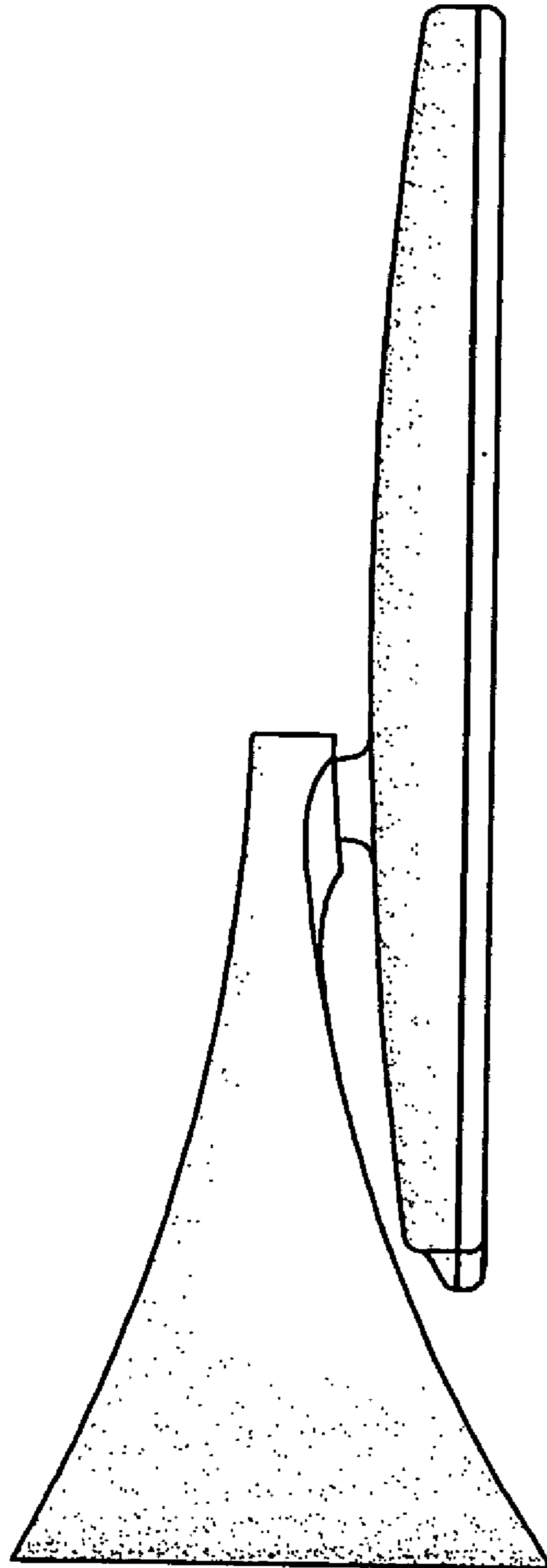


FIG. 5

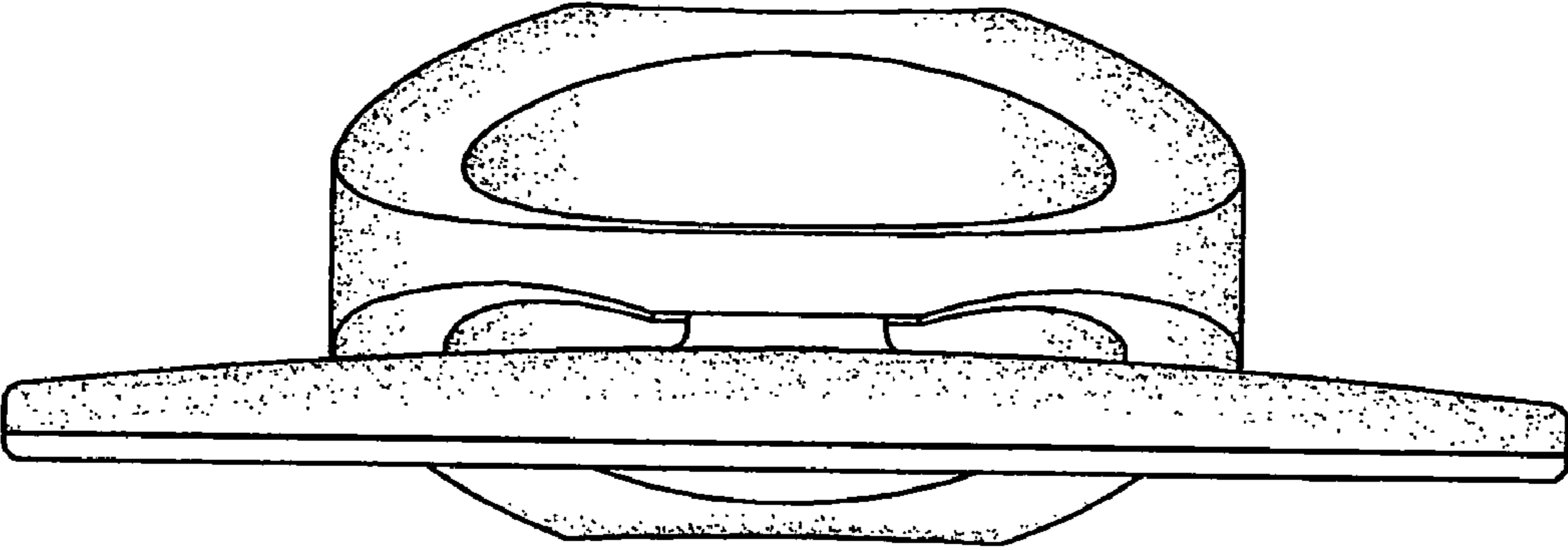


FIG. 6

