



US00D550663S

(12) **United States Design Patent**
Olea

(10) **Patent No.:** **US D550,663 S**

(45) **Date of Patent:** **** Sep. 11, 2007**

(54) **KIOSK HAVING COMPUTER AND PERIPHERALS**

(75) Inventor: **Francisco R. Olea**, Artesia, CA (US)

(73) Assignee: **Olea, Inc.**, Artesia, CA (US)

(**) Term: **14 Years**

(21) Appl. No.: **29/253,349**

(22) Filed: **Feb. 3, 2006**

(51) **LOC (8) Cl.** **14-02**

(52) **U.S. Cl.** **D14/307; D14/302**

(58) **Field of Classification Search** D14/302–307,
D14/130, 146, 371, 900; D13/163; D20/10;
D25/1; D99/28; 194/205, 206; 361/680–687
See application file for complete search history.

(56) **References Cited**

U.S. PATENT DOCUMENTS

| | | | | |
|--------------|---------|------------------|-------|---------|
| D377,784 S * | 2/1997 | Wilson | | D14/302 |
| D378,534 S * | 3/1997 | Kato et al. | | D20/10 |
| D420,487 S * | 2/2000 | Swaine | | D99/28 |
| D427,742 S * | 7/2000 | McCormack et al. | | D99/28 |
| D434,078 S * | 11/2000 | Matsumoto | | D20/10 |
| D438,182 S * | 2/2001 | Wilson | | D14/130 |
| D452,712 S * | 1/2002 | Kim | | D20/10 |

| | | | | |
|----------------|---------|-------------------|-------|---------|
| D453,754 S * | 2/2002 | Petersen | | D14/307 |
| D473,554 S * | 4/2003 | Landerholm et al. | | D14/302 |
| D478,582 S * | 8/2003 | Becker et al. | | D14/302 |
| 6,646,863 B1 * | 11/2003 | White et al. | | 361/680 |
| D511,514 S * | 11/2005 | Sonetaka et al. | | D14/307 |

* cited by examiner

Primary Examiner—Freda S. Nunn

(74) *Attorney, Agent, or Firm*—Leonard Tachner


(57) **CLAIM**

The ornamental design for kiosk having computer and peripherals, as shown and described.

DESCRIPTION

FIG. 1 is a front three-dimensional view of the invention; FIG. 2 is a rear three-dimensional view of the invention; FIG. 3 is a front view of the invention; FIG. 4 is a right side view of the invention; FIG. 5 is a rear view of the invention; FIG. 6 is a left side view of the invention; FIG. 7 is a top view of the invention; and, FIG. 8 is a bottom view of the invention.

1 Claim, 5 Drawing Sheets



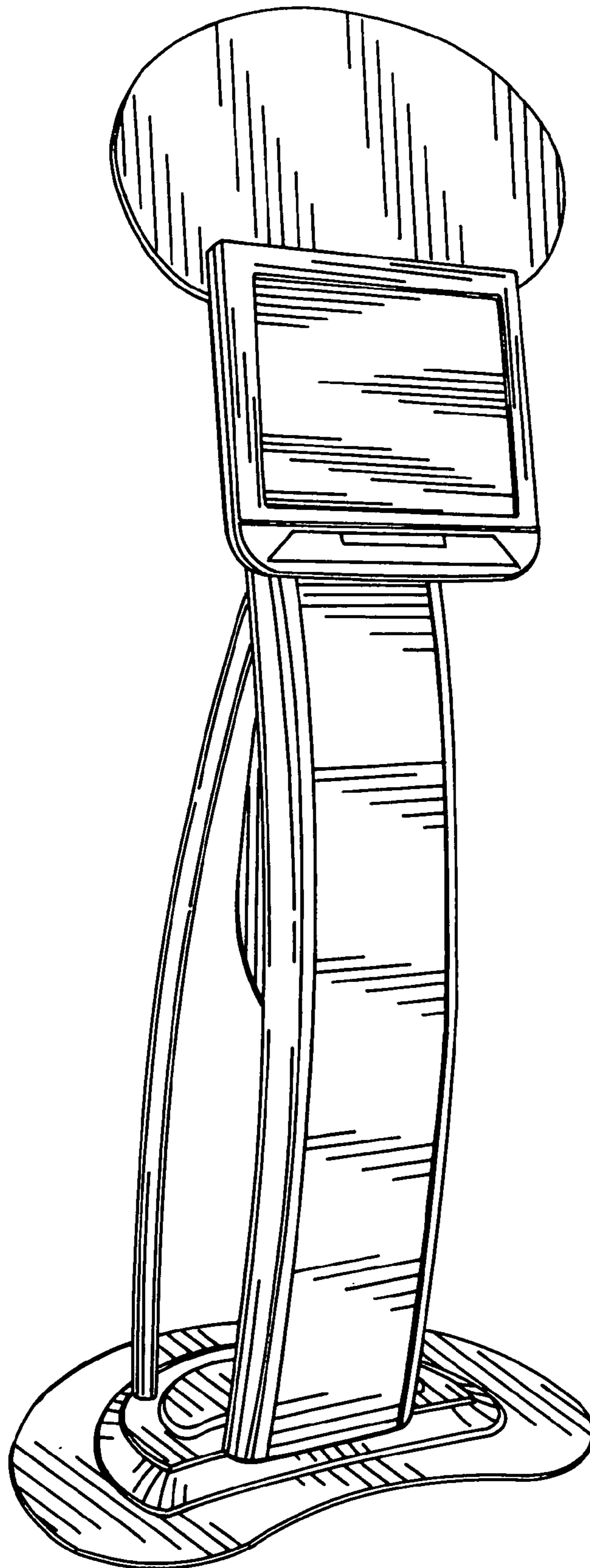


FIG. 1




FIG. 2

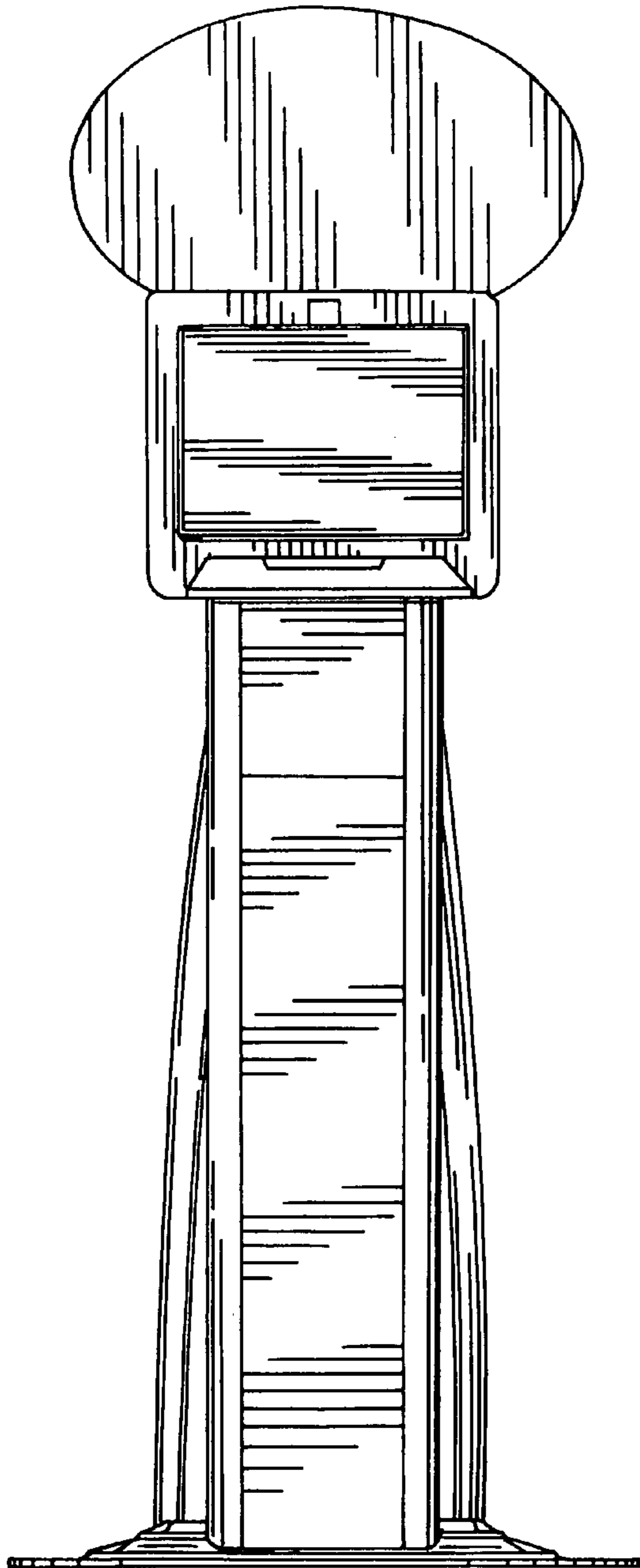


FIG. 3

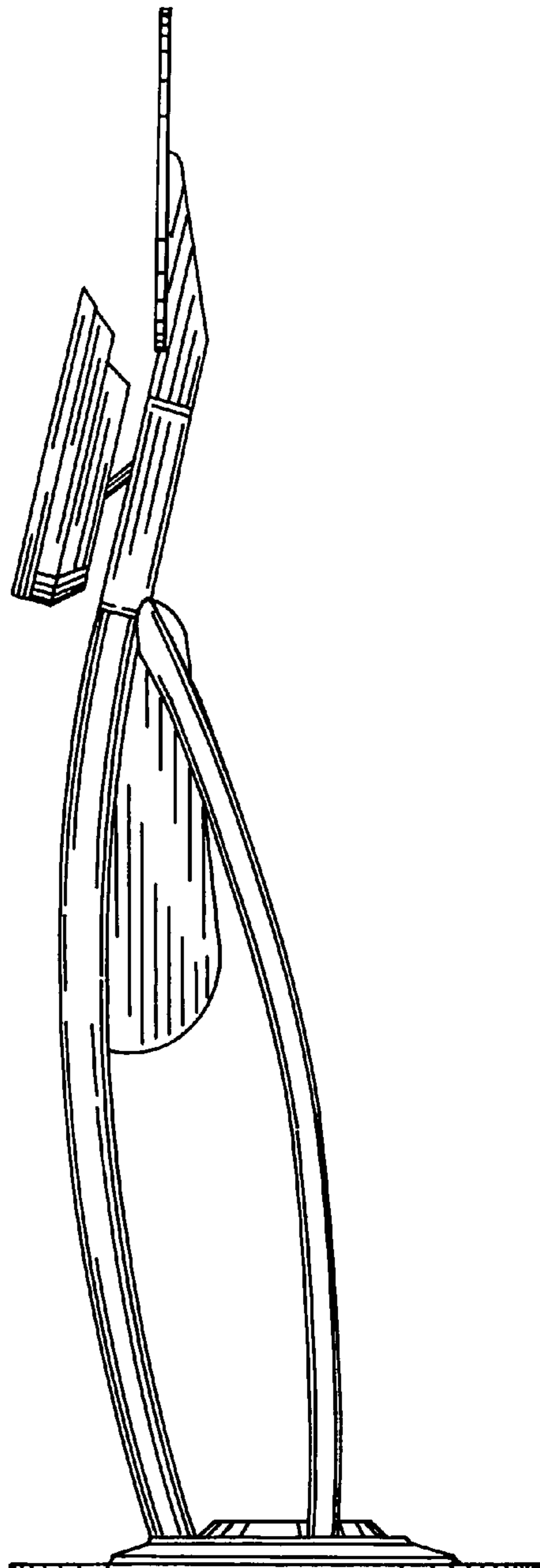


FIG. 4

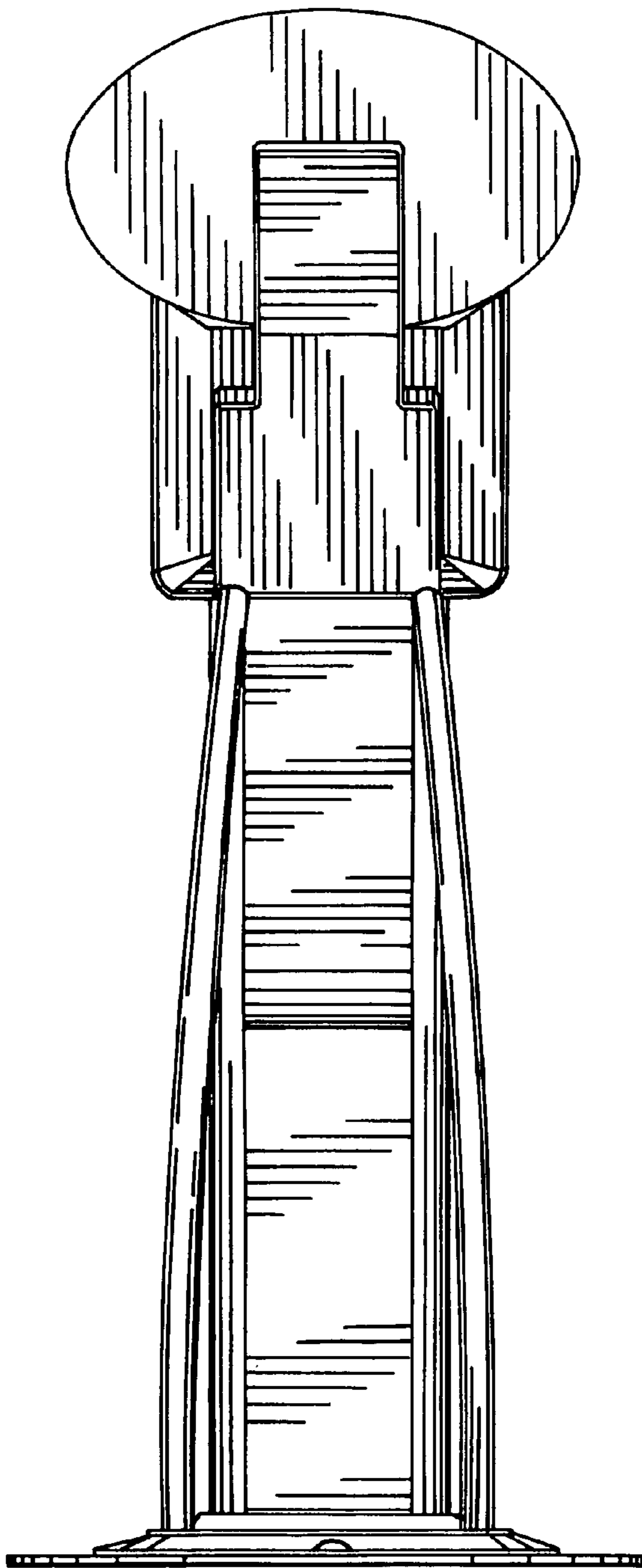


FIG. 5

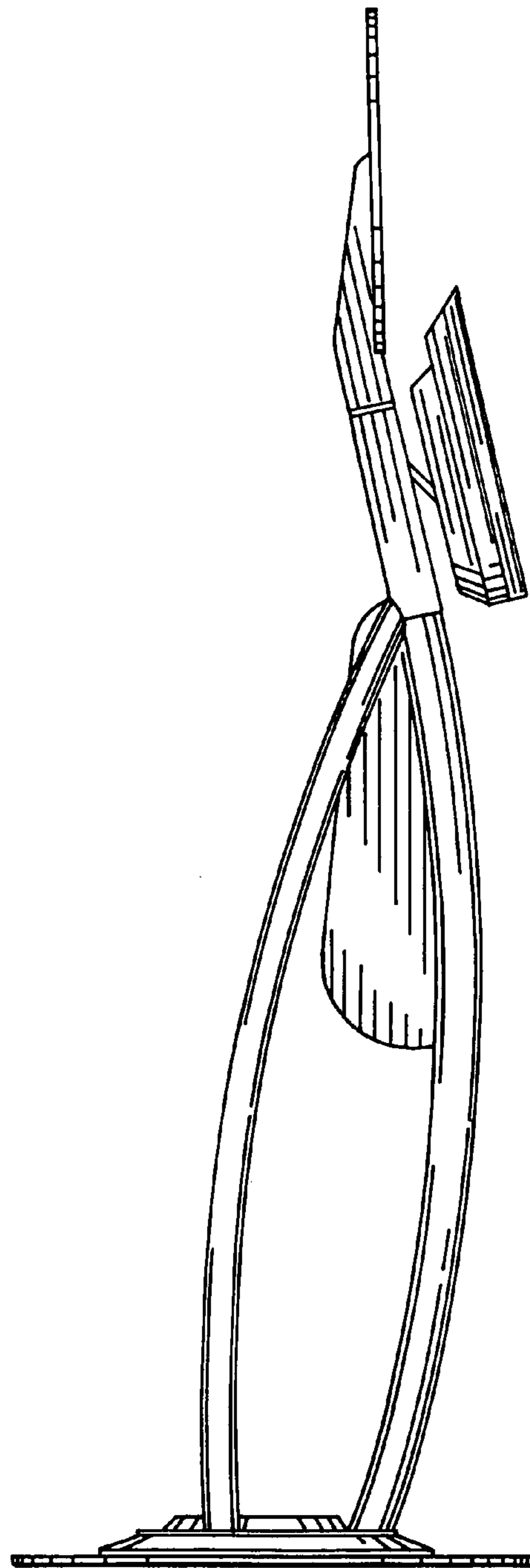


FIG. 6

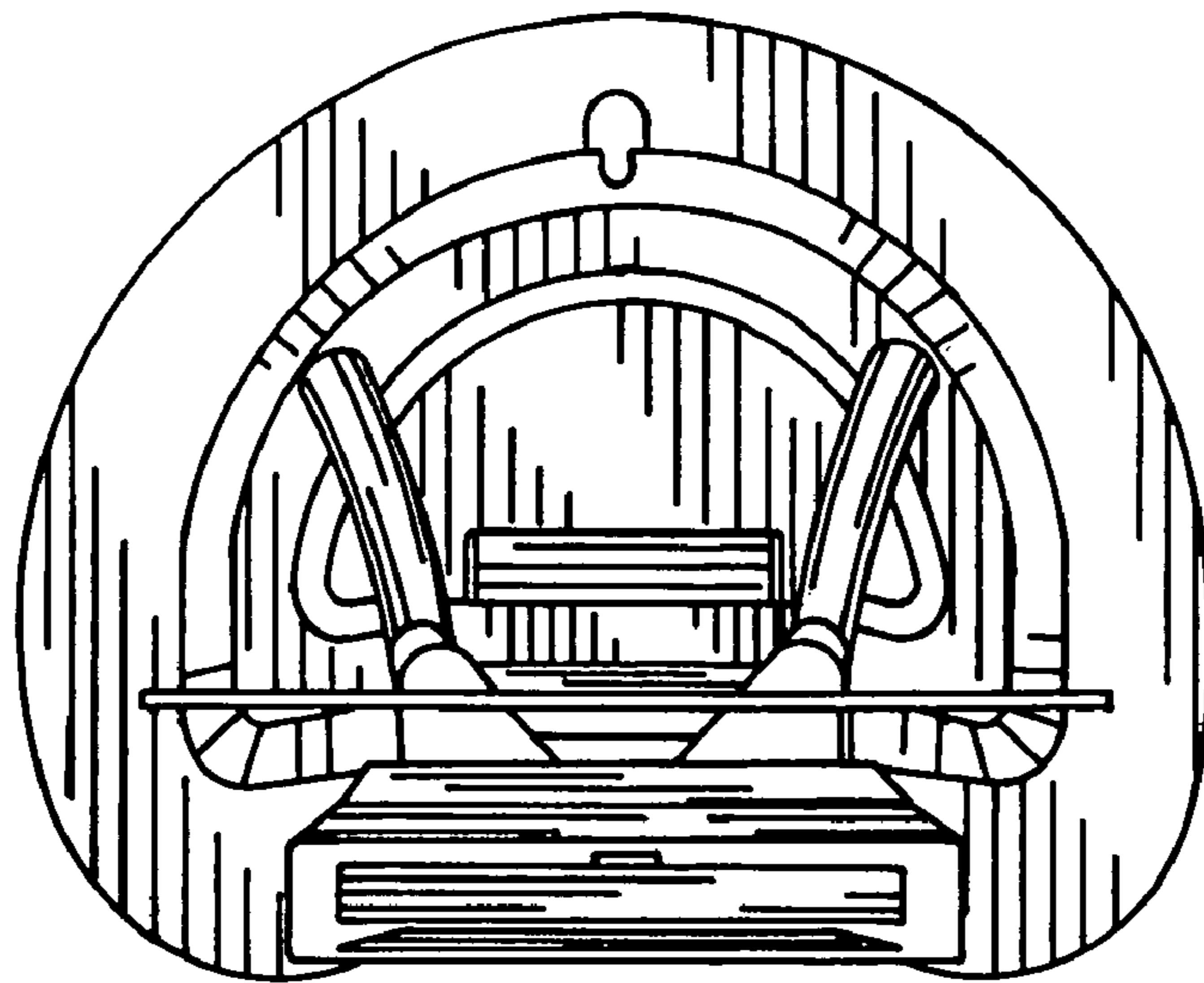


FIG. 7

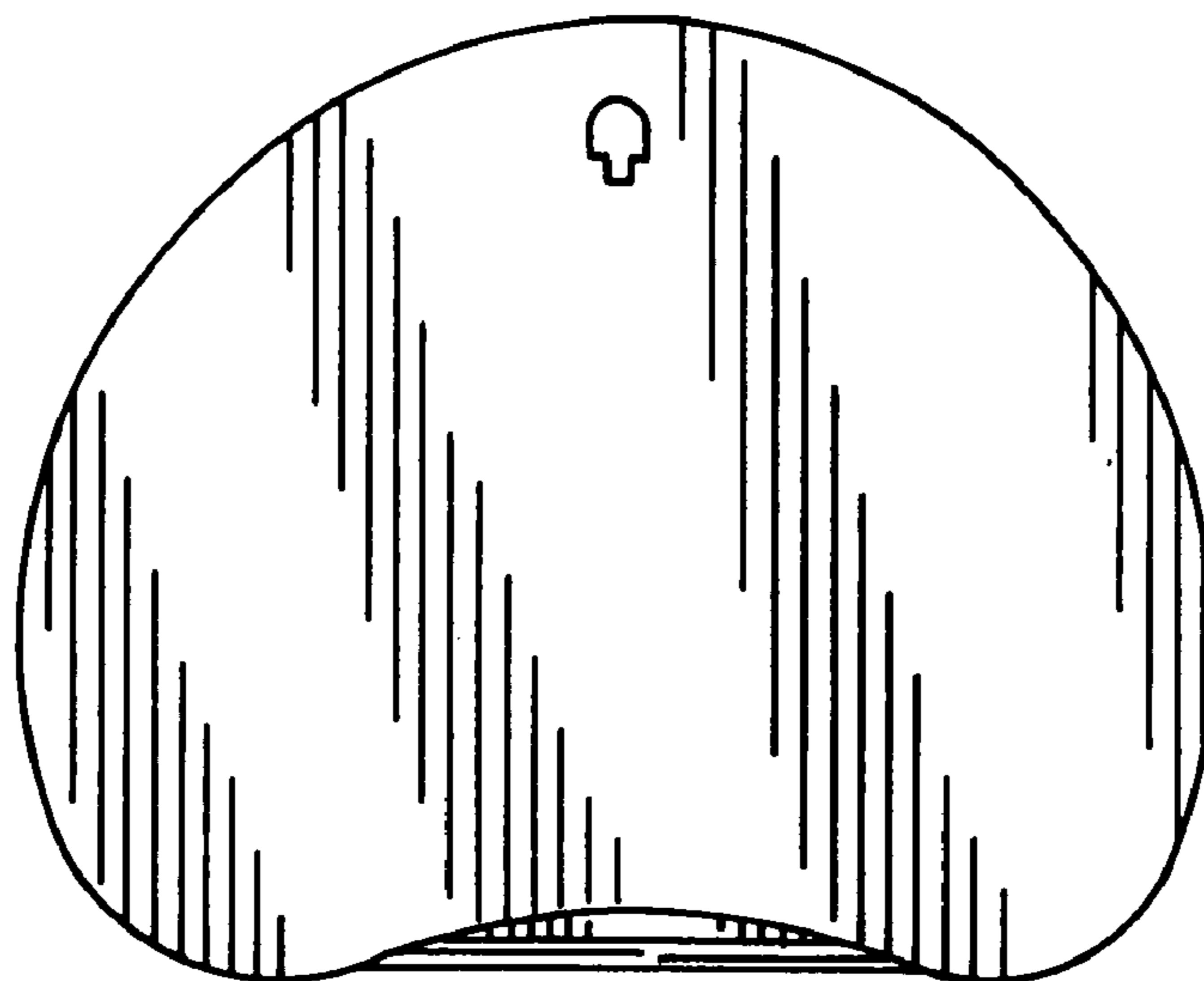


FIG. 8