



US00D550660S

(12) **United States Design Patent**
Noro et al.

(10) **Patent No.:** **US D550,660 S**

(45) **Date of Patent:** **** Sep. 11, 2007**

(54) **ANTENNA**

(75) Inventors: **Junichi Noro**, Katagami (JP); **Kyuichi Sato**, Katagami (JP)

(73) Assignee: **Mitsumi Electric Co., Ltd.**, Tokyo (JP)

(**) Term: **14 Years**

(21) Appl. No.: **29/260,430**

(22) Filed: **May 25, 2006**

(30) **Foreign Application Priority Data**

Jan. 25, 2006 (JP) 2006-001521

(51) **LOC (8) Cl.** **14-03**

(52) **U.S. Cl.** **D14/230**

(58) **Field of Classification Search** D14/138,
D14/230-238, 299, 358; D12/42, 43; 343/700 R-705,
343/871-908, 795, 840, 711-713, 819, 846;
455/90.2, 90.3, 91, 128, 269, 344, 347, 562.1
See application file for complete search history.

(56) **References Cited**

U.S. PATENT DOCUMENTS

D325,733 S * 4/1992 Suzuki et al. D14/155
D470,482 S * 2/2003 Ikeda D14/230
D480,712 S * 10/2003 Noro D14/230
D482,350 S * 11/2003 Noro et al. D14/230
D493,447 S * 7/2004 Noro et al. D14/230
7,084,821 B2 * 8/2006 Noro et al. 343/713

7,106,272 B2 * 9/2006 Noro et al. 343/872
D531,626 S * 11/2006 Agrawal et al. D14/233
2005/0225489 A1 * 10/2005 Aizawa et al. 343/713

FOREIGN PATENT DOCUMENTS

JP 1154954 S 8/2002

OTHER PUBLICATIONS

Car and Driver, vol. 24, Dec. 26, 1994, p. 183, Design of the GPS antenna for automobile.

* cited by examiner

Primary Examiner—Louis S. Zarfes

Assistant Examiner—John Windmuller

(74) *Attorney, Agent, or Firm*—Sughrue Mion, PLLC

(57) **CLAIM**

The ornamental design for an antenna, as shown.

DESCRIPTION

FIG. 1 is a top perspective view of an antenna showing our new design;

FIG. 2 is a front elevational view thereof;

FIG. 3 is a rear elevational view thereof;

FIG. 4 is a right side elevational view thereof;

FIG. 5 is a left side elevational view thereof;

FIG. 6 is a top plan view thereof; and,

FIG. 7 is a bottom plan view thereof.

1 Claim, 2 Drawing Sheets

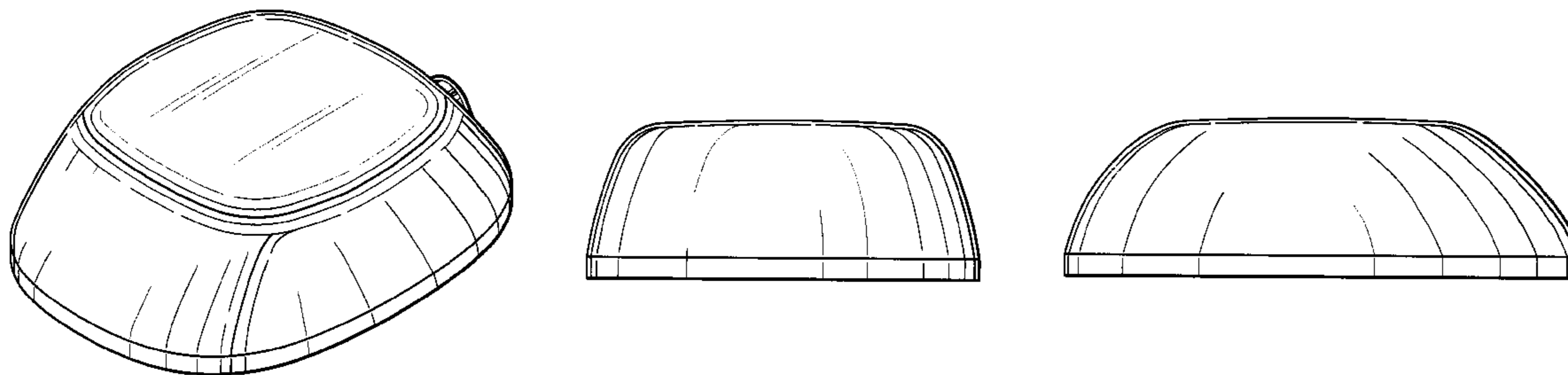


FIG.1

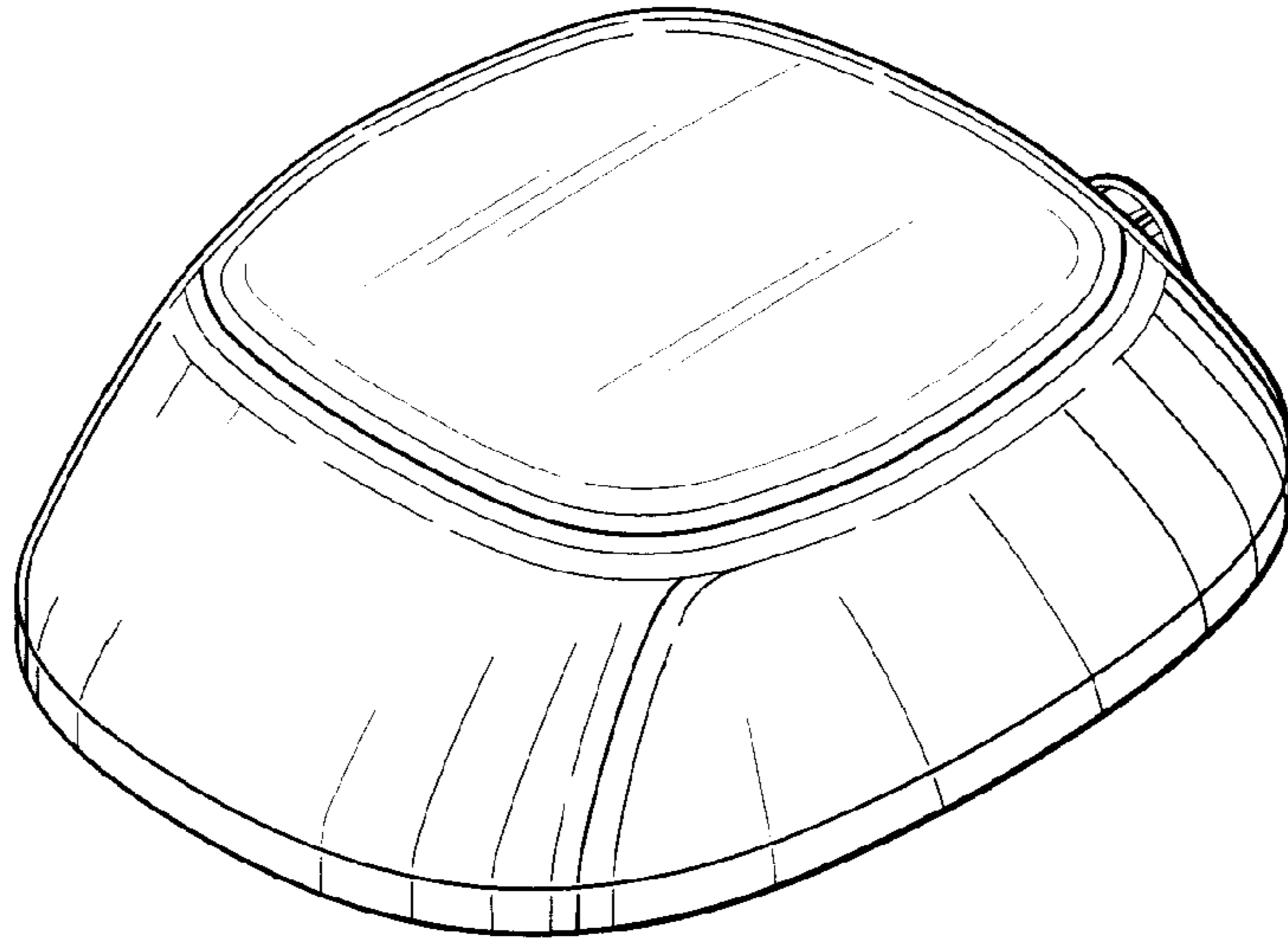


FIG.2

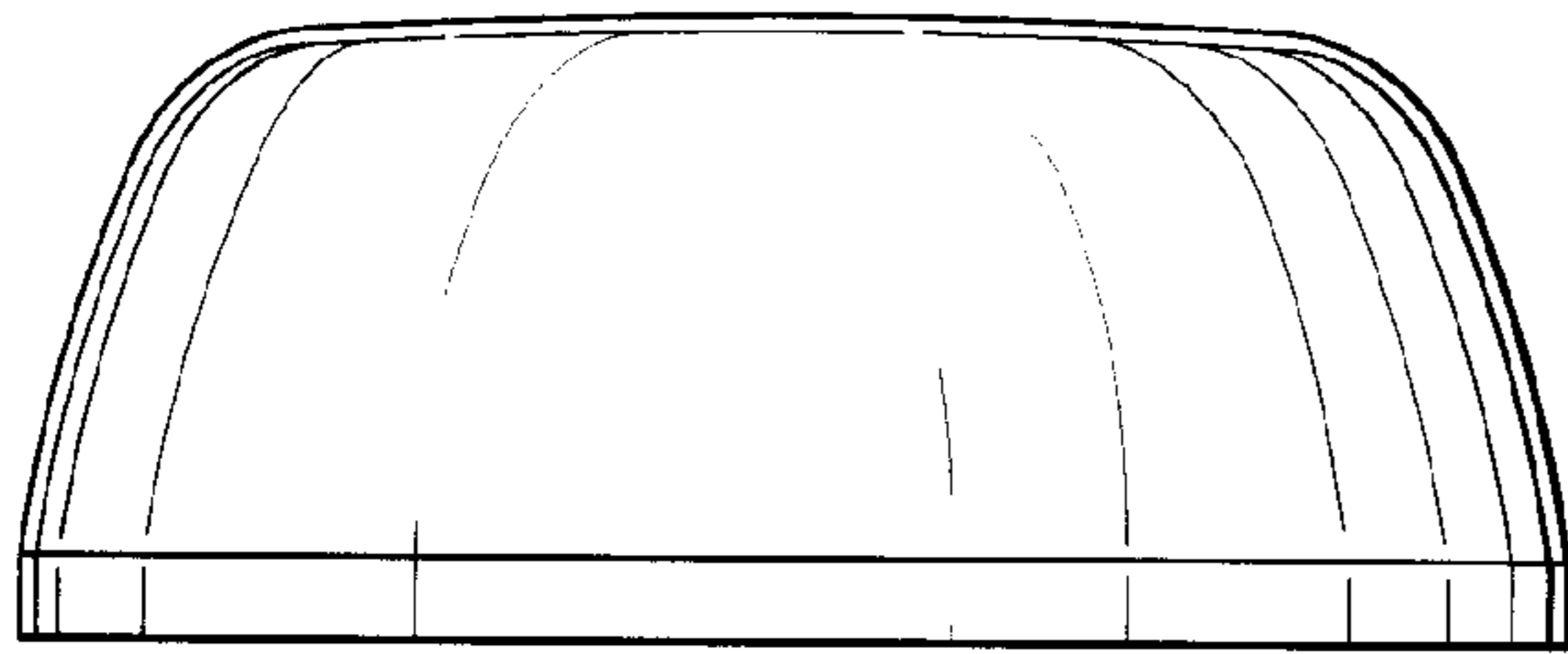


FIG.3




FIG.4

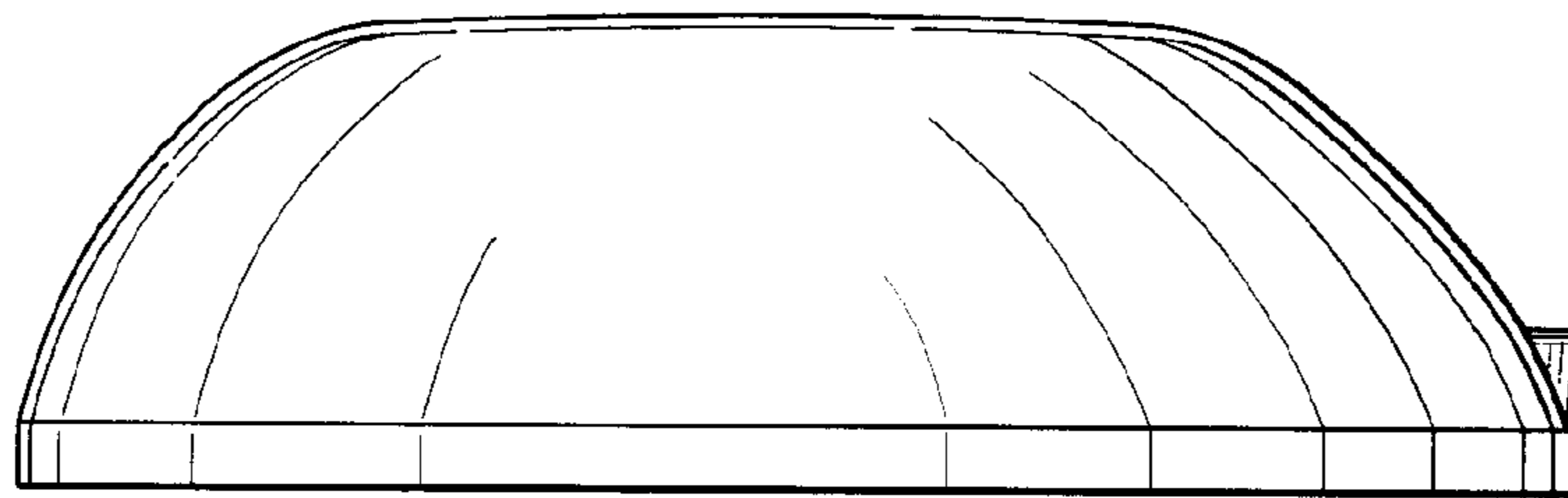


FIG.5




FIG.6

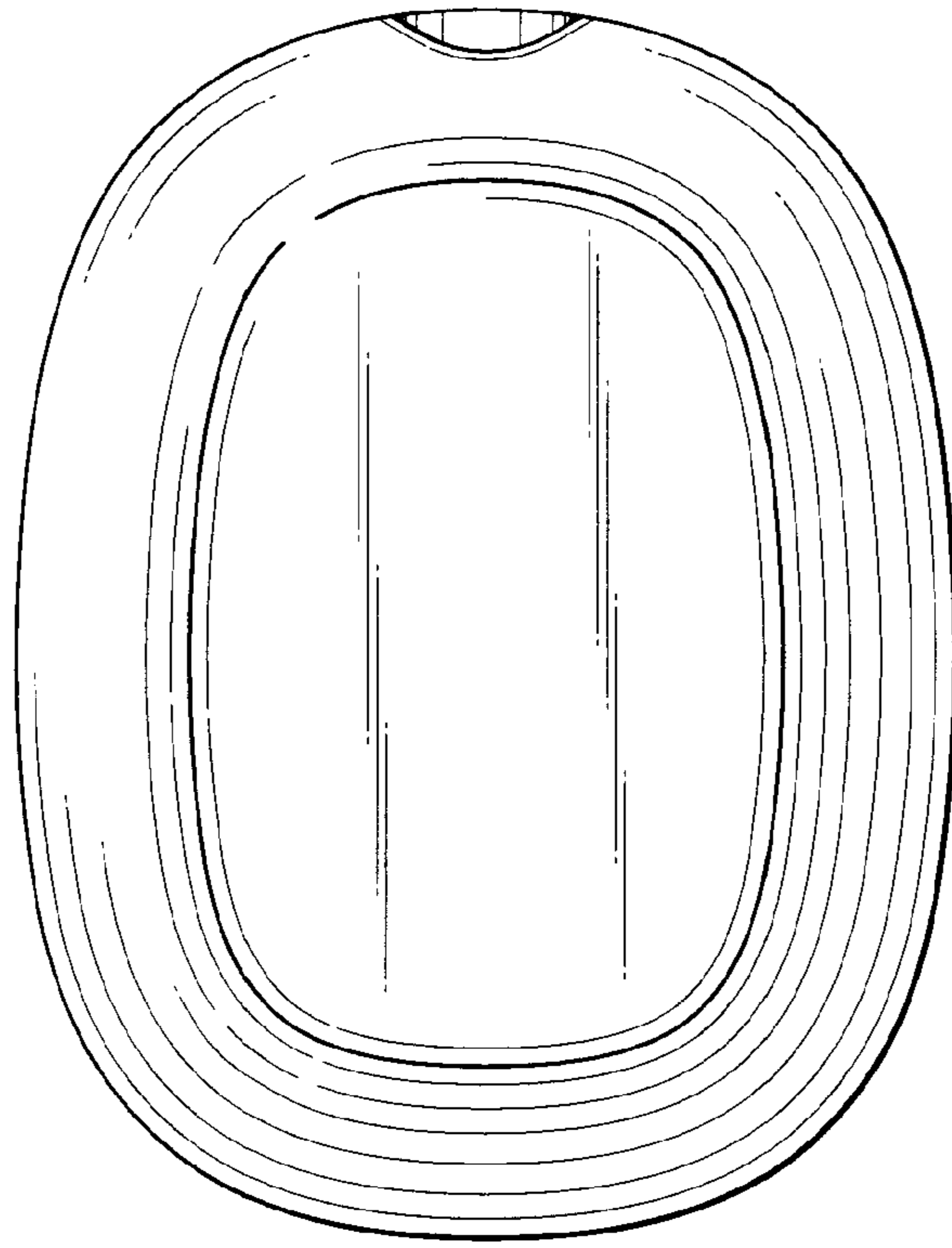


FIG.7

