



US00D550654S

(12) **United States Design Patent**  
**Miyawaki**

(10) **Patent No.:** **US D550,654 S**

(45) **Date of Patent:** **\*\* Sep. 11, 2007**

(54) **REMOTE CONTROL FOR A SPEAKER**

2005/0024321 A1\* 2/2005 Tsai ..... 345/156

(75) Inventor: **Masayuki Miyawaki**, Chigasaki (JP)

FOREIGN PATENT DOCUMENTS

(73) Assignee: **Clarion Co., Ltd.**, Tokyo (JP)

JP 1136272 3/2002

(\*\*) Term: **14 Years**

\* cited by examiner

(21) Appl. No.: **29/270,629**

*Primary Examiner*—Louis S. Zarfes

*Assistant Examiner*—John Windmuller

(22) Filed: **Dec. 29, 2006**

(74) *Attorney, Agent, or Firm*—Oliff & Berridge, PLC

(51) **LOC (8) Cl.** ..... **14-03**

(52) **U.S. Cl.** ..... **D14/218**

(58) **Field of Classification Search** ..... D14/174,

D14/137–139, 151, 217, 218, 191–193, 167,

D14/299, 168, 247, 455, 456; D13/168,

D13/162–164; D21/512–517, 566; D10/104,

D10/106; 345/169; 348/114, 734; 455/352–355,

455/151.1–151.4, 128, 347, 90.3

See application file for complete search history.

(57) **CLAIM**

The ornamental design for a remote control for a speaker, as shown and described.

**DESCRIPTION**

FIG. 1 is an enlarged perspective view of a remote control for a speaker showing my new design;

FIG. 2 is a front elevational view thereof;

FIG. 3 is a rear elevational view thereof;

FIG. 4 is a left side elevational view thereof;

FIG. 5 is a right side elevational view thereof;

FIG. 6 is a top plan view thereof; and,

FIG. 7 is a bottom plan view thereof.

The broken lines are for illustrative purposes only and form no part of the claimed design.

(56) **References Cited**

U.S. PATENT DOCUMENTS

D306,588 S \* 3/1990 Kashiwagi ..... D14/163

D487,733 S \* 3/2004 Lucaci et al. .... D14/138

D493,155 S \* 7/2004 Robertson et al. .... D14/137

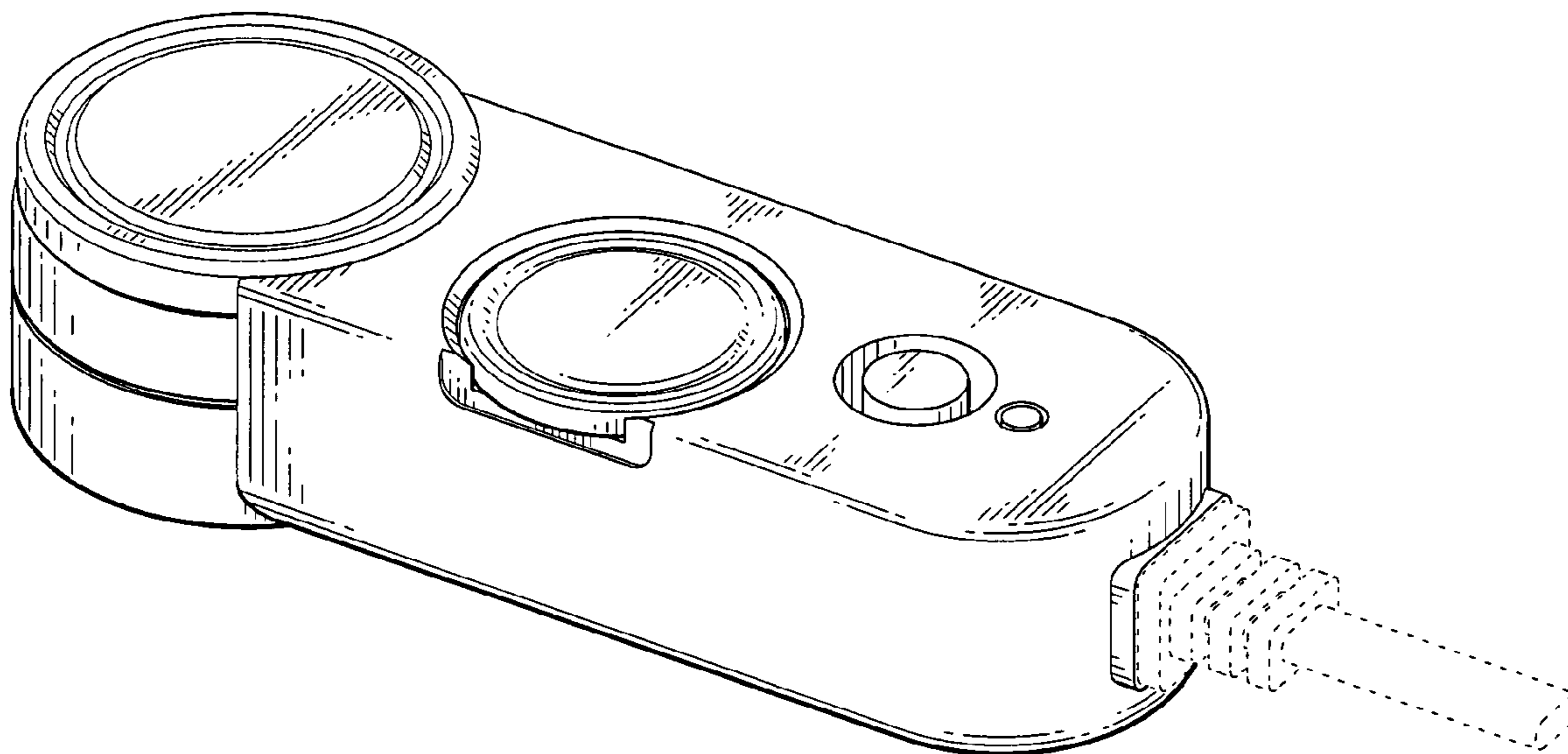
D506,982 S \* 7/2005 Murtaugh et al. .... D13/168

D509,480 S \* 9/2005 Li ..... D13/168

D527,712 S \* 9/2006 Indio da Costa ..... D13/168

D535,903 S \* 1/2007 Nicolai ..... D10/106

**1 Claim, 3 Drawing Sheets**



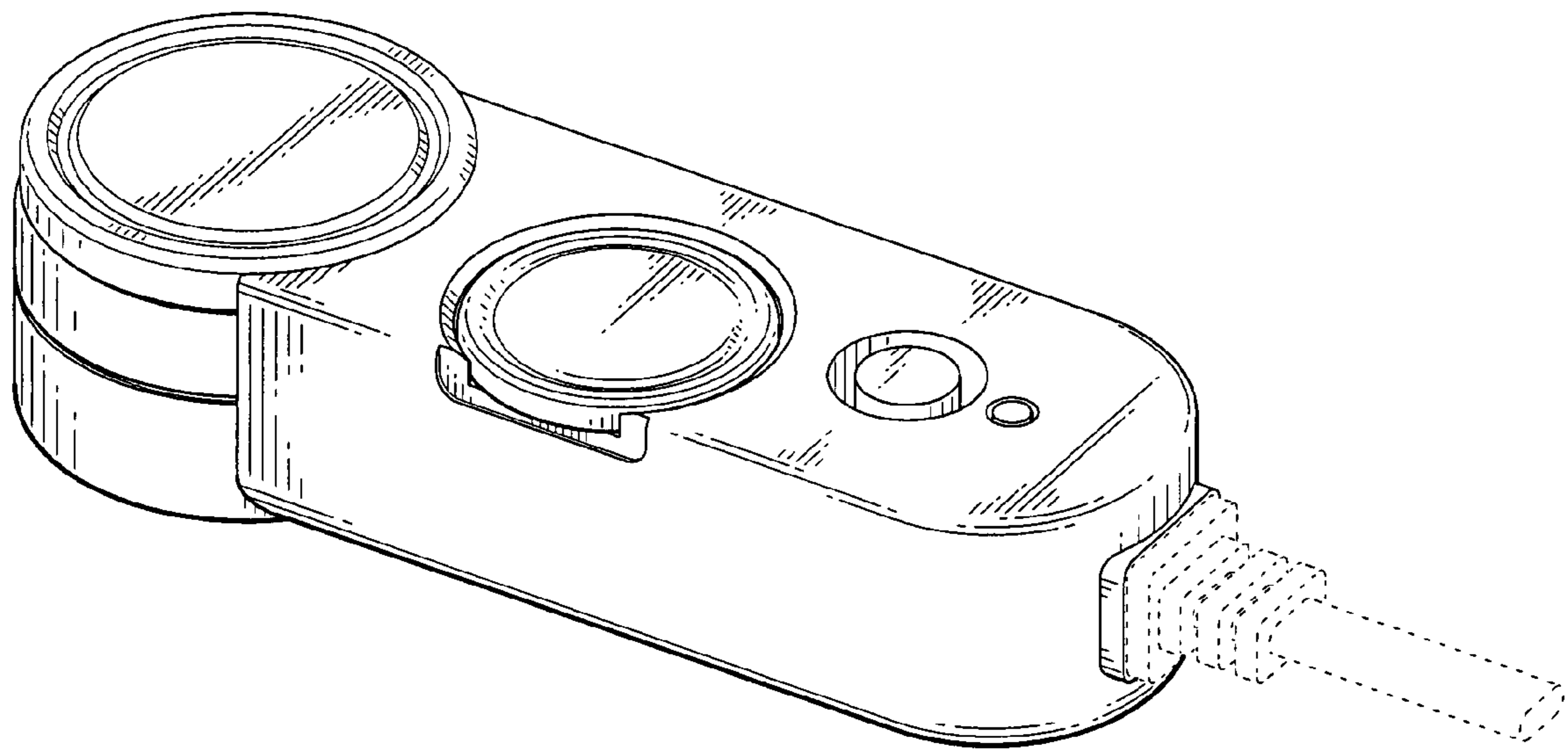


Fig. 1

Fig. 2

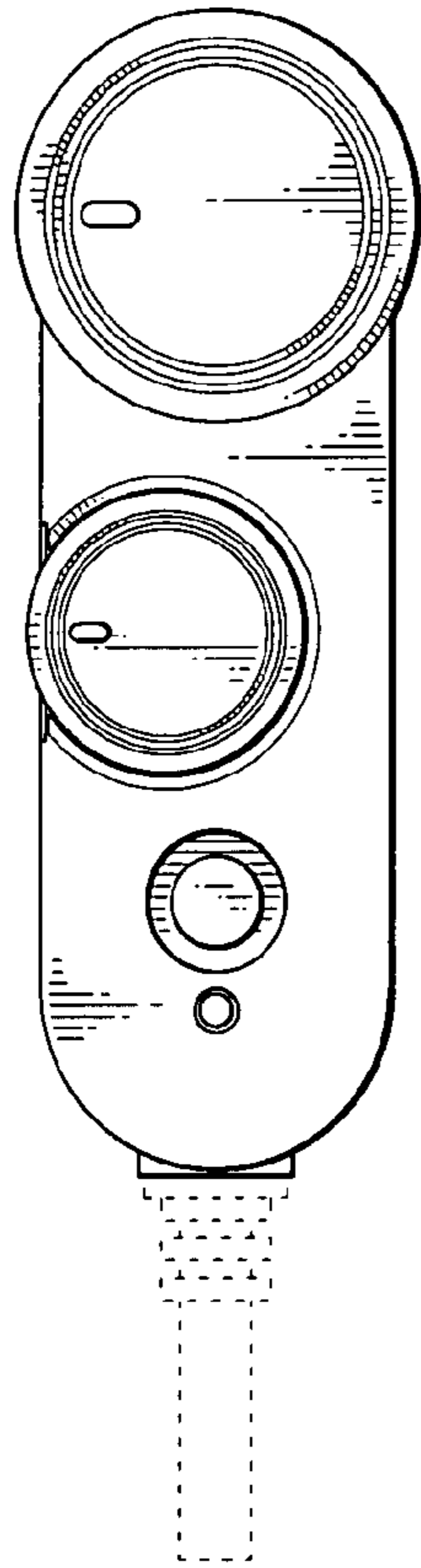


Fig. 4

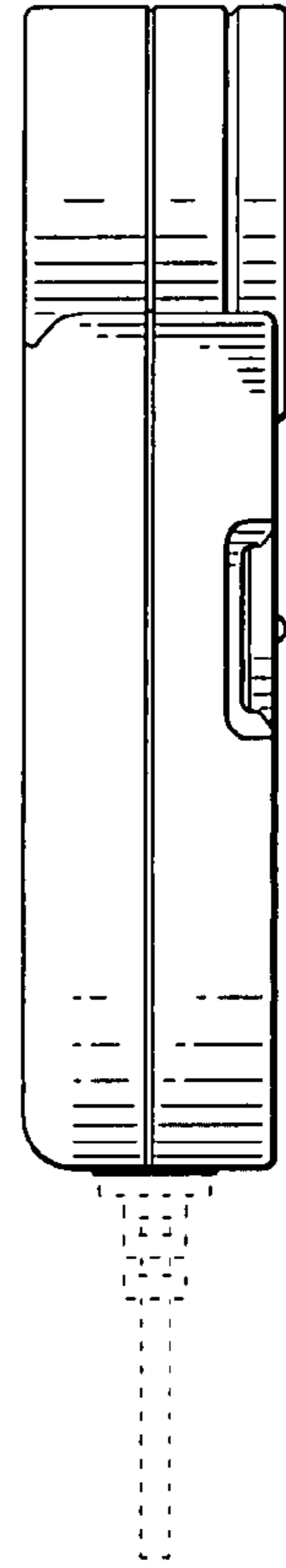


Fig. 3

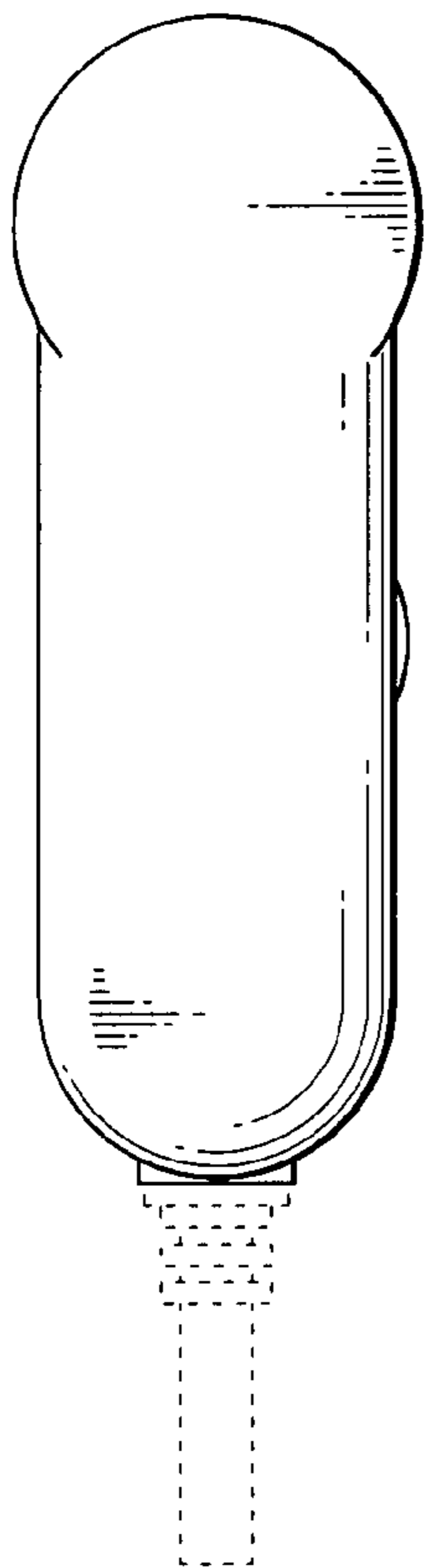


Fig. 5

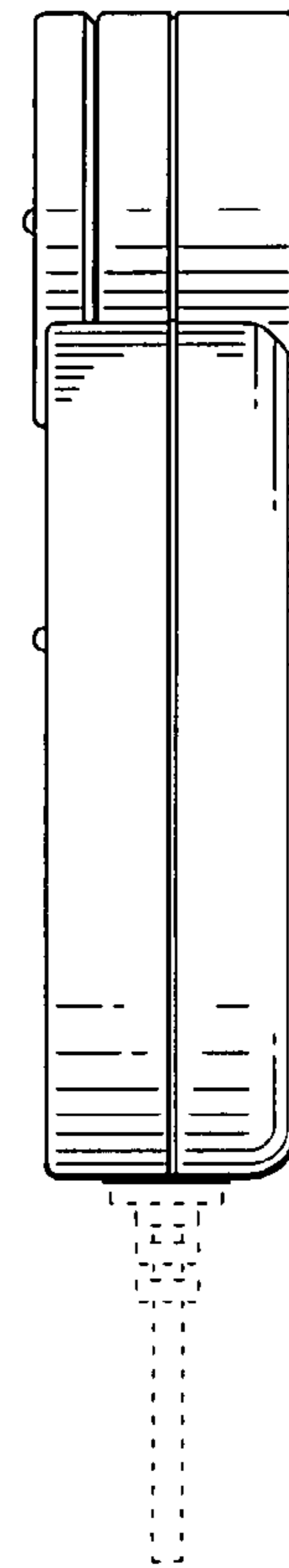


Fig. 6

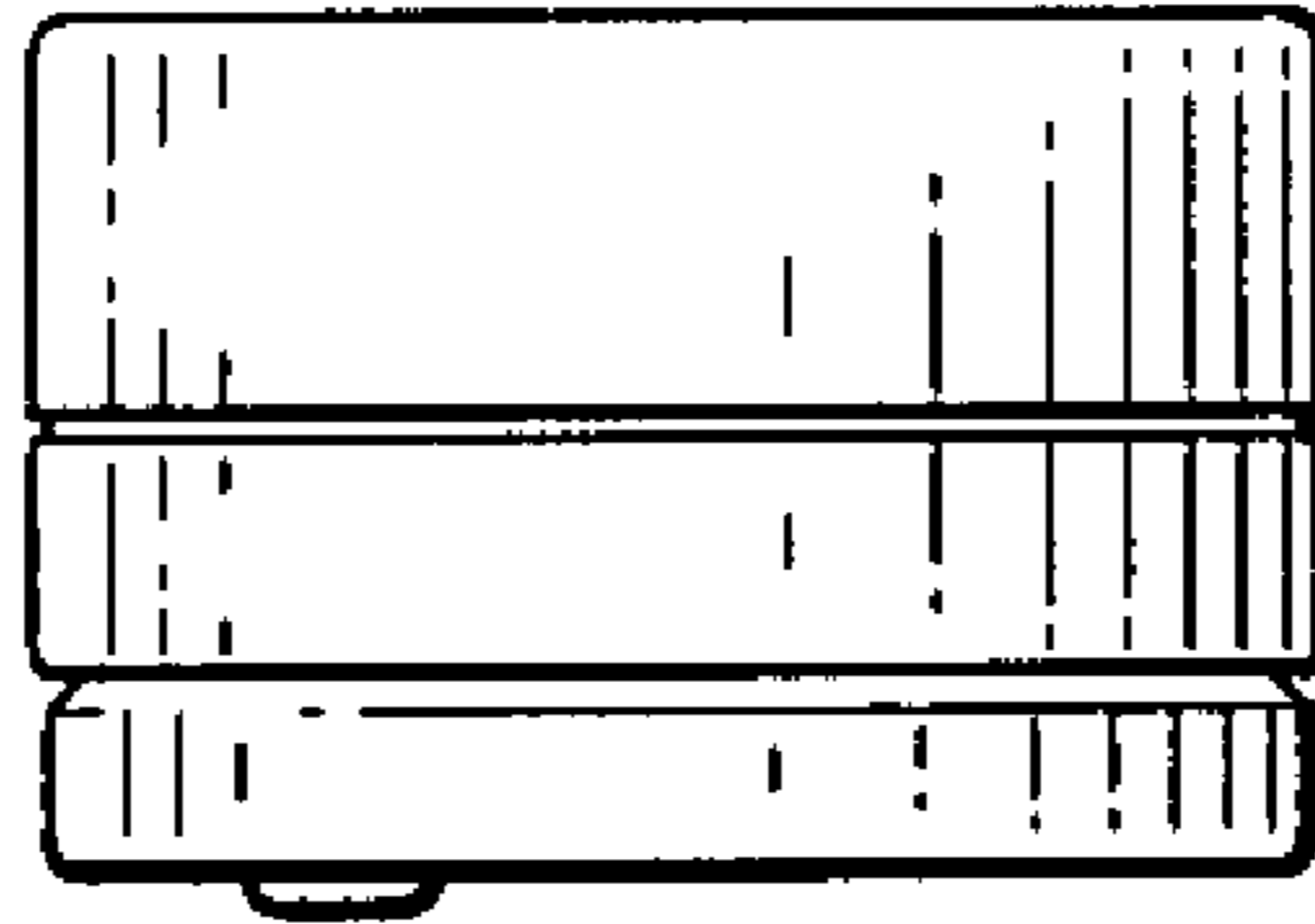


Fig. 7

