



US00D550646S

(12) **United States Design Patent**
Kaneko

(10) **Patent No.:** **US D550,646 S**

(45) **Date of Patent:** **** Sep. 11, 2007**

(54) **DISC PLAYER**

(75) Inventor: **Katsuyuki Kaneko**, Tokyo (JP)

(73) Assignee: **Victor Company of Japan, Limited**,
Yokohama-shi, Kanagawa (JP)

(**) Term: **14 Years**

(21) Appl. No.: **29/261,558**

(22) Filed: **Jun. 16, 2006**

(30) **Foreign Application Priority Data**

Dec. 19, 2005 (JP) D2005-037228

(51) **LOC (8) Cl.** **14-01**

(52) **U.S. Cl.** **D14/156; D14/168**

(58) **Field of Classification Search** D14/156,
D14/160-165, 167-168, 192-198, 188, 496,
D14/445; 360/99.02, 99.07; 369/75.11,
369/75.21, 77.21, 77.11; 720/612, 619, 647,
720/655; 455/344, 347-351

See application file for complete search history.

(56) **References Cited**

U.S. PATENT DOCUMENTS

D438,851 S * 3/2001 Sato et al. D14/136

D443,868 S * 6/2001 Ito et al. D14/168

D512,045 S * 11/2005 Motoishi D14/168

D516,539 S * 3/2006 Masui D14/168

D521,974 S * 5/2006 Katsumata D14/168

* cited by examiner

Primary Examiner—Nanda Bondade

(74) *Attorney, Agent, or Firm*—The Nath Law Group; Jerald
L. Meyer; Derek Richmond

(57) **CLAIM**

The ornamental design for a disc player, as shown and
described.

DESCRIPTION

FIG. 1 is a perspective view of a disc player;

FIG. 2 is front view thereof;

FIG. 3 is a rear view thereof;

FIG. 4 is a right side view thereof;

FIG. 5 is a left side view thereof;

FIG. 6 is a top view thereof; and,

FIG. 7 is a bottom view thereof.

1 Claim, 4 Drawing Sheets




Fig.1




Fig.2




Fig.3

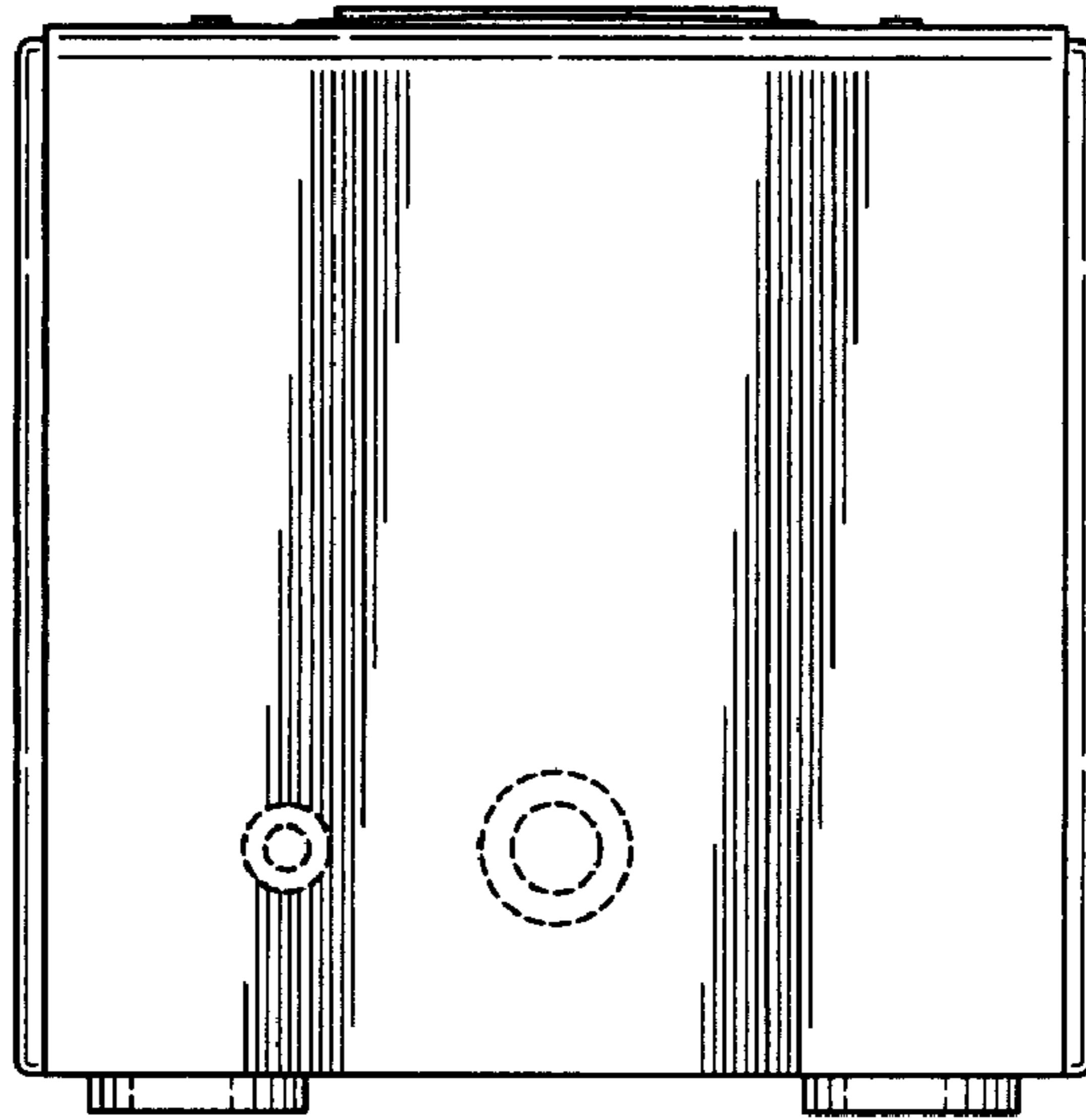


Fig.4

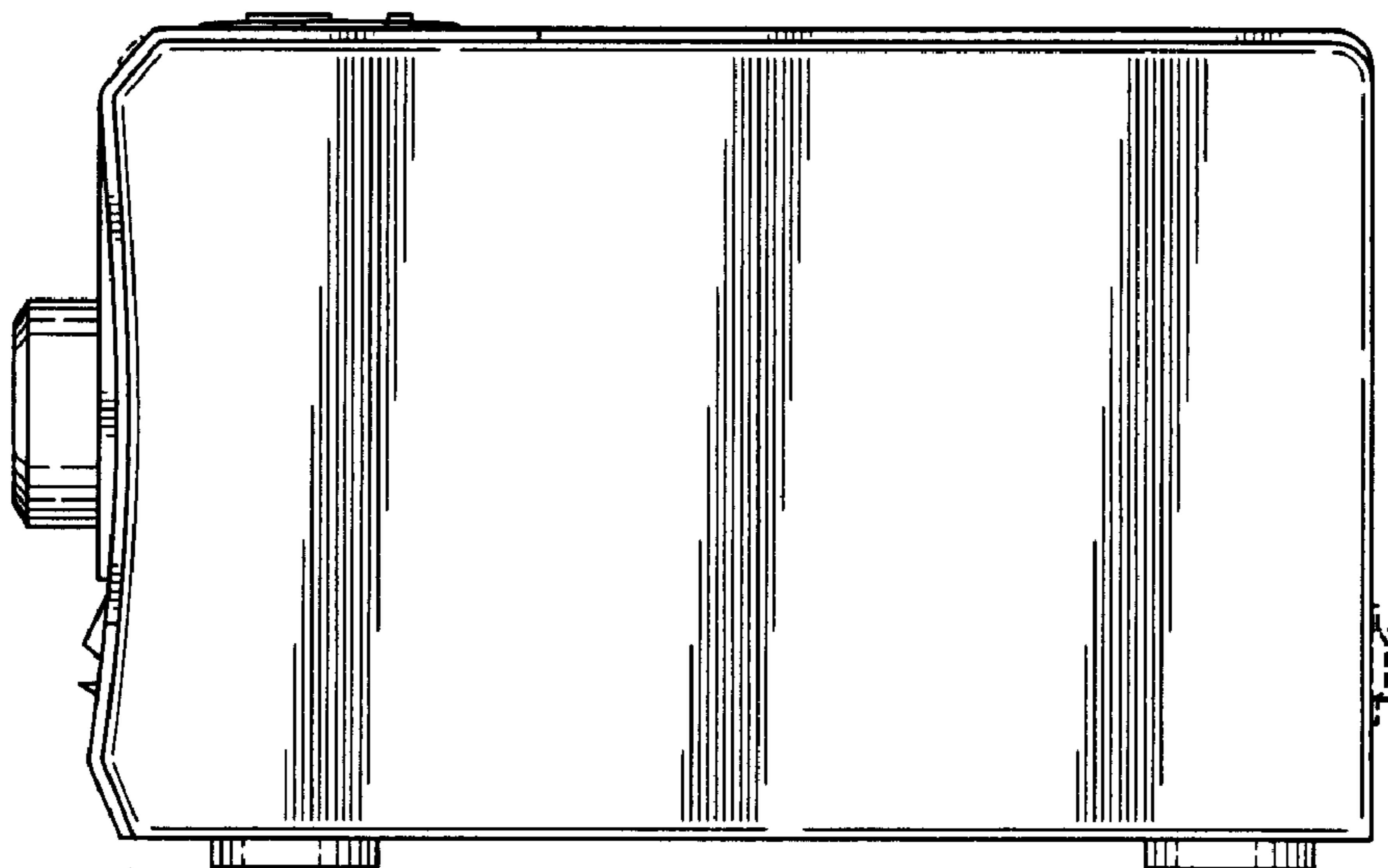


Fig.5

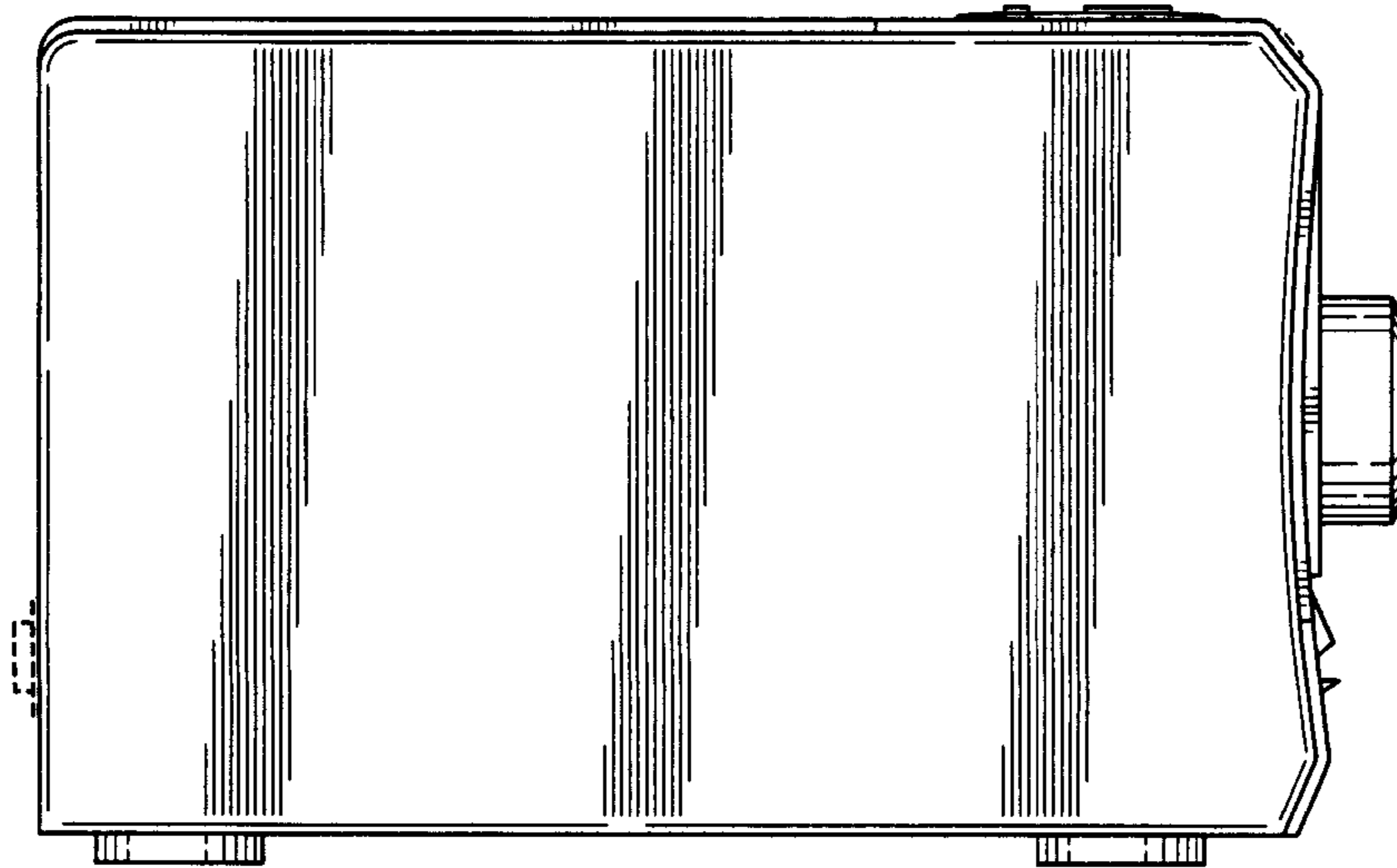


Fig.6

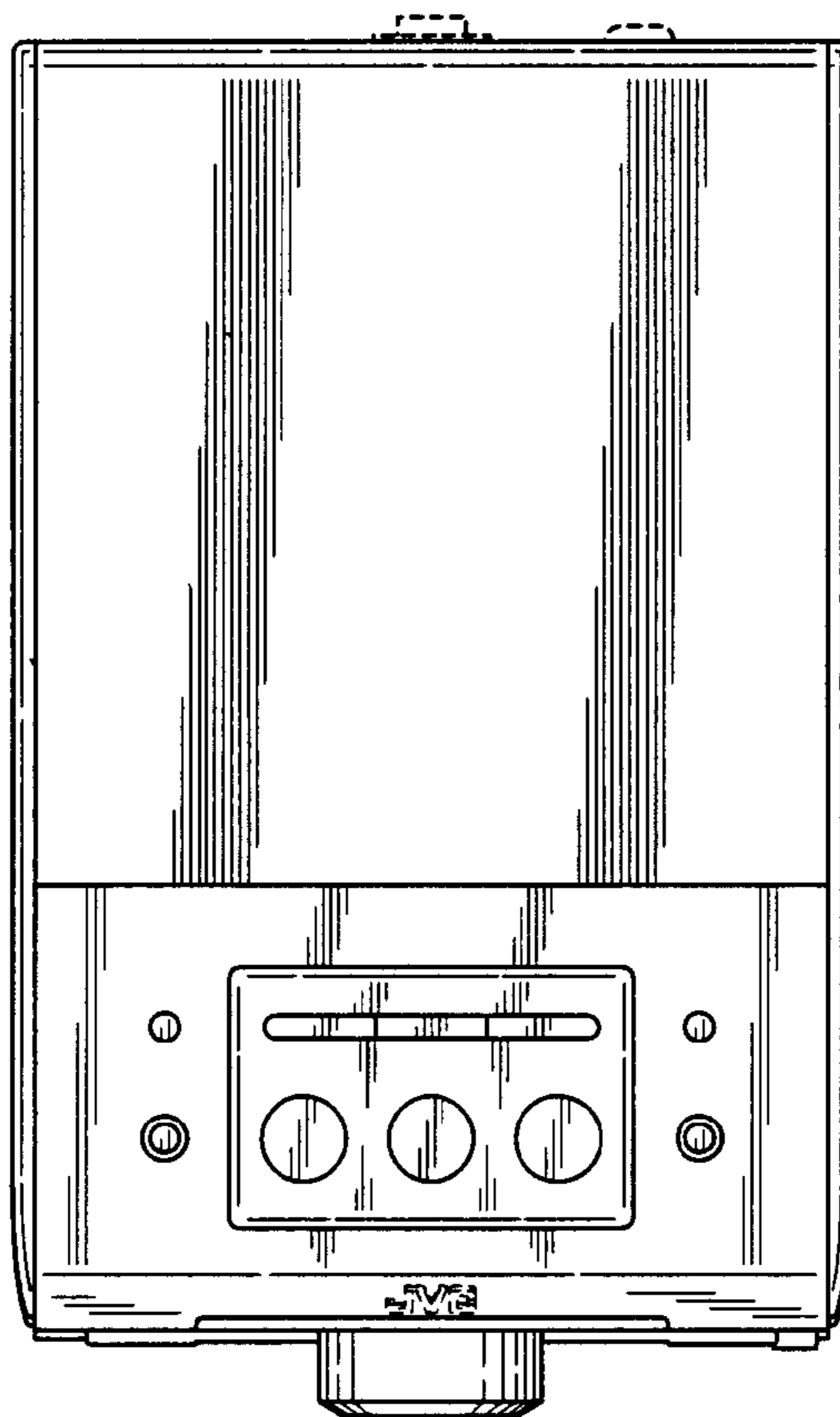


Fig. 7

